



Transportation Penny Advisory Committee Meeting

Monday, November 27, 2017 at 5:30 PM
4th Floor Conference Room
2020 Hampton Street, Columbia SC 29202

Meeting Agenda

1. Call to Order Mr. Derrick Huggins
2. Approval of Minutes Mr. Derrick Huggins
 - No minutes prepared for October 23, 2017 due to lack of quorum
3. Public Comment
4. Office of Small Business Opportunities Update (Pages 2-6) Ms. Angela McCallum
5. Transportation Program Update (Pages 7-16) Mr. David Beaty
 - Preconstruction Update
 - Construction Update
 - Council Approvals
 - Miscellaneous
6. The Comet Program Update (Pages 17-20) Ms. Ann August
7. Other Business
 - Next Scheduled Meeting: January 22, 2018 – 2020 Hampton Street
8. Adjournment

OSBO
Manager's Report

November 27

2017

TPAC Report



RICHLAND COUNTY OFFICE OF SMALL BUSINESS OPPORTUNITY

1. Executive Summary:

This report is submitted pursuant to Ordinance (s) 049-13HR and 058-16HR to ensure that the OSBO team provides support to the County to ensure that the SLBE community has equal opportunity to participate in County contracts for all six (6) Industry Categories.

Primary Industry Category					
Construction Services	Professional Services	Non-Professional Services	Engineering Services	Architectural Services	Wholesale Operations

2. Purpose and Problem Statement

Purpose:

1. Ongoing Ordinance Management
2. Improve Methodology
3. New Methodology

Contemporary Problem Statement:

1. Some certified firms have never been awarded a contract
2. Incentives need to be established to encourage enrollment and re-certification

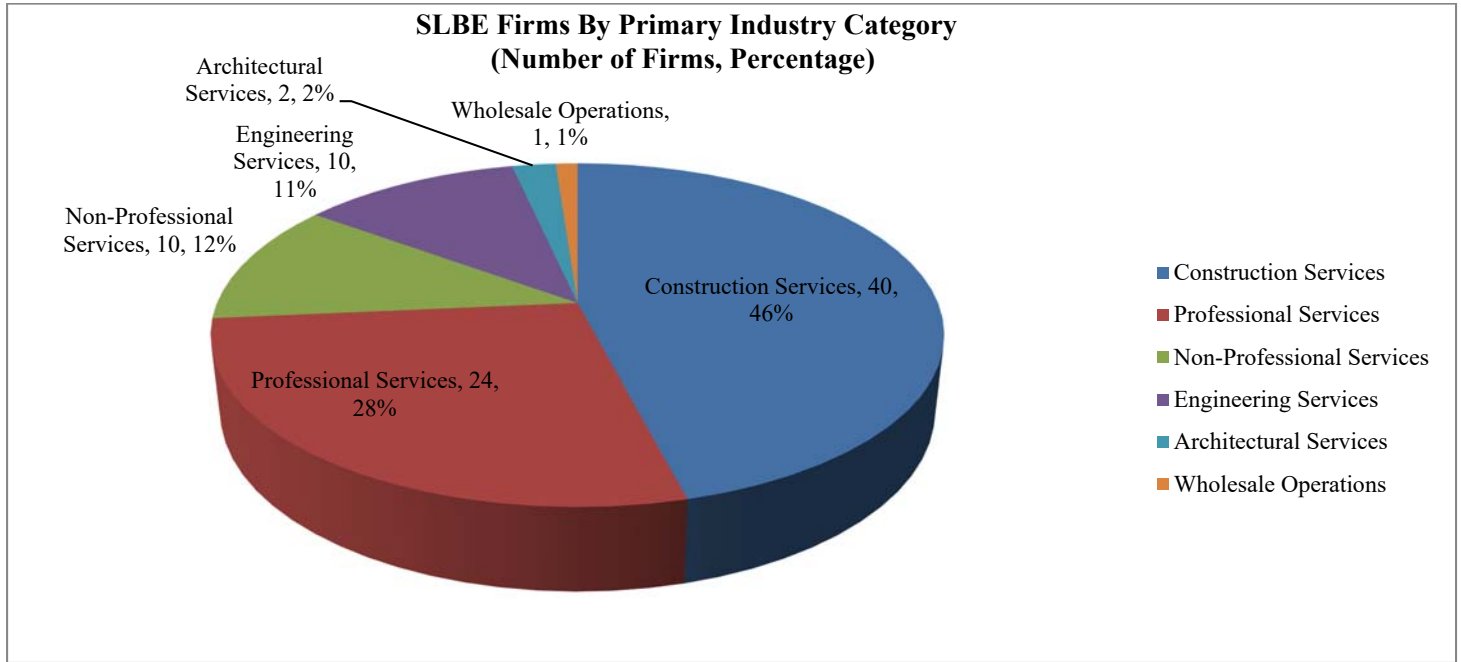
3. Office of the Small Business Opportunity Cross Functional Team

Team Matrix		
Name	Department	Title
Angela McCallum	OSBO	Manager
Mary Spence	OSBO	Certification & Compliance
Michelle Rosenthal	OSBO	Business Development Coordinator
Jennifer Wladischkin	Procurement	Assistant Director of Procurement
Yolanda Davis	Procurement	Contract Specialist
Tony Edwards	Transportation	Acting Director of Transportation
Rogers Sears	Transportation	Pre-construction Manager
Shawn Salley	Transportation	Construction Manager

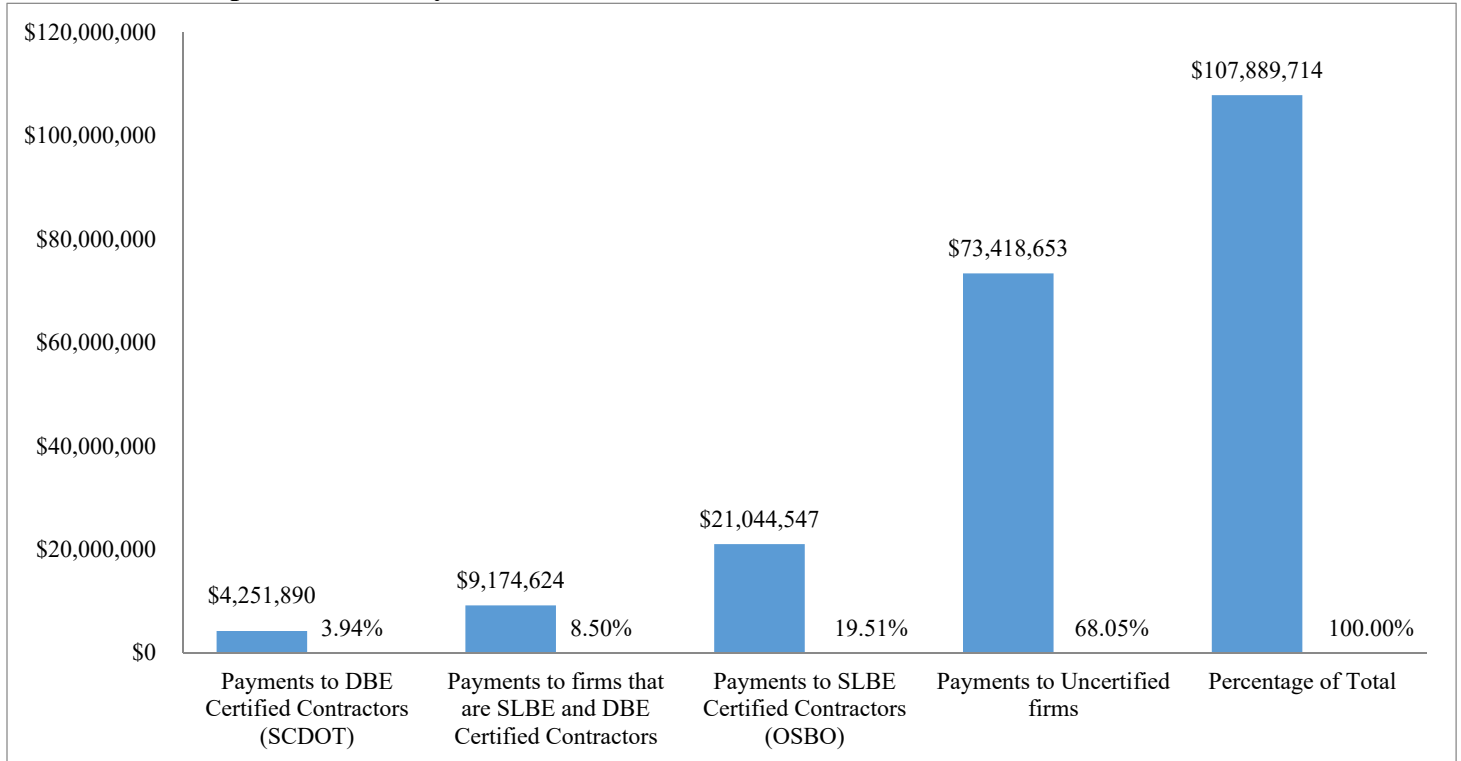


RICHLAND COUNTY OFFICE OF SMALL BUSINESS OPPORTUNITY

**4. Analysis:
SLBE Certification Program Overview**



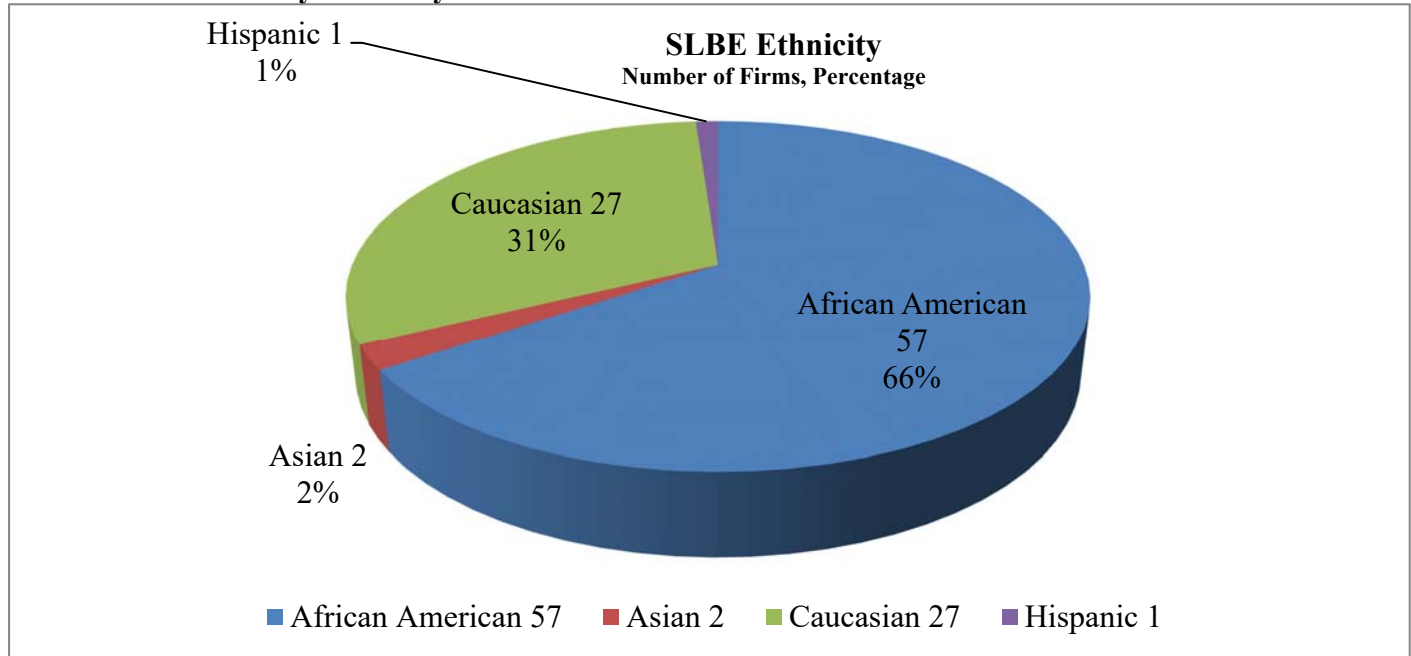
Contract Participation: January 1, 2012-November 20, 2017



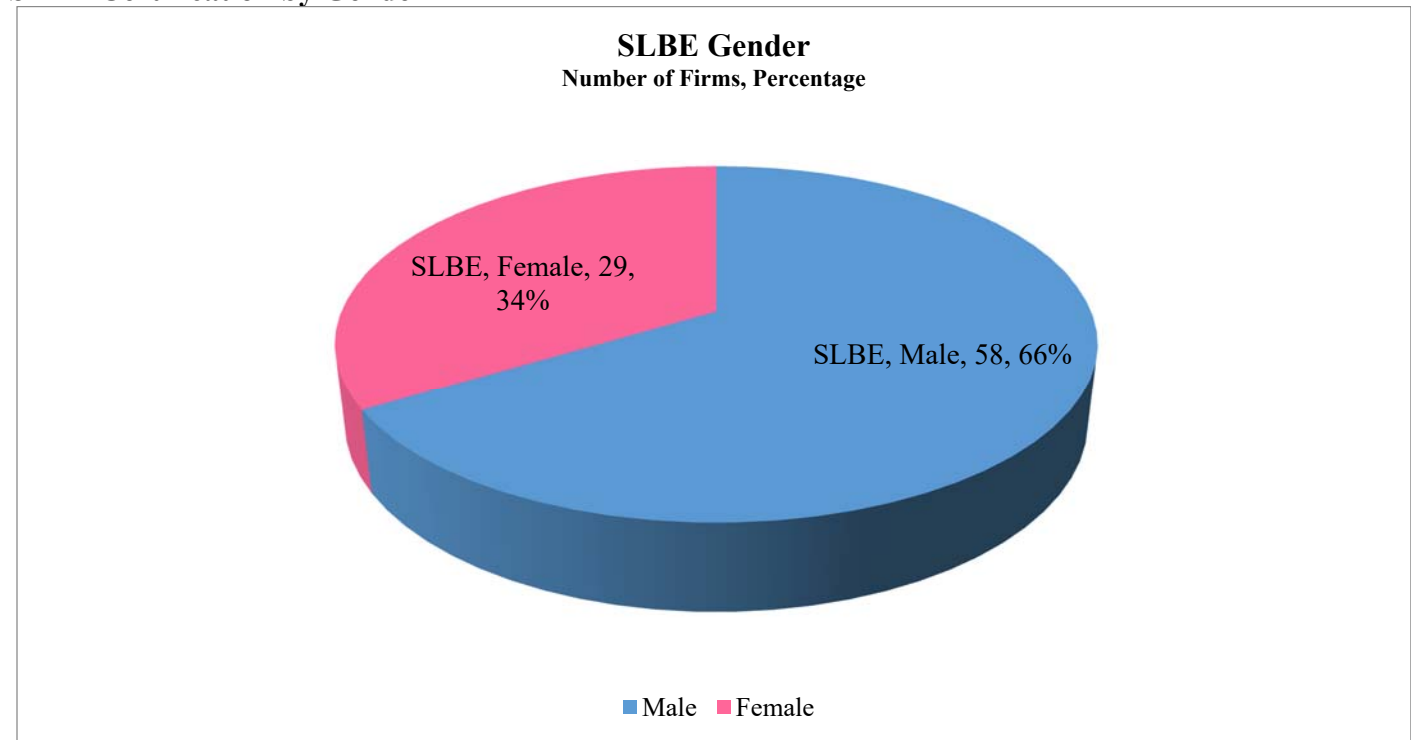


RICHLAND COUNTY OFFICE OF SMALL BUSINESS OPPORTUNITY

SLBE Certification by Ethnicity



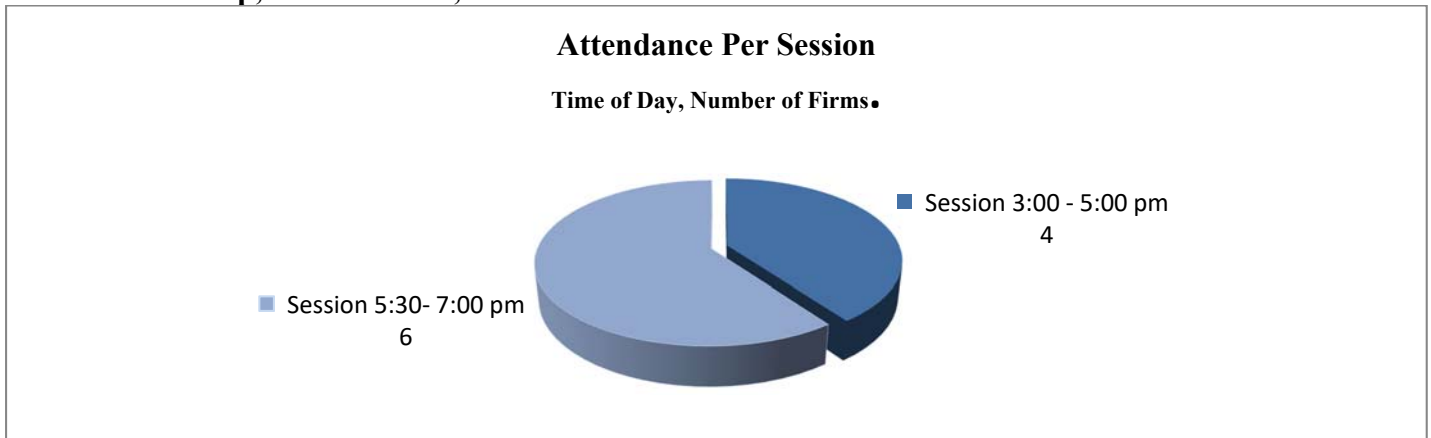
SLBE Certification by Gender





RICHLAND COUNTY OFFICE OF SMALL BUSINESS OPPORTUNITY

OSBO Workshop, November 15, 2017



5. Manager's Assessment resulted in the following Action:

- a. Hired Business Development Coordinator
- b. OSBO Workshop for SLBE Community
 - i. Hosted Open Forum for Six Industry Categories
 - Provided an overview of the Ordinance
 - Conducted a survey (SLBE needs assessment)
 - SLBEs selected Wednesday for preferred workshop day (5:00 - 7:00pm)
 - ii. Session Take Away
 - Voice of the customer, "OSBO team must understand all six (6) industry categories needs, which consist of both operational and functional"
 - Prioritized the list of customer's needs
 - Next Workshop, December 13, 2017 at 5:00 pm
 - Subject (Tentative): Sheltered Market
- c. Define Goal Setting Pay Items and Descriptions per NAICS Code
 - i. Next Step, Consult with B2GNOW Engineer
 - Establish best practice of NAICS codes structure to more accurately capture capabilities of B2GNOW software resulting in simulating specific project requirements
- d. OSBO Website Redesign
 - i. Completed Training for Web Publisher, Content Management System, Revision 9.1
 - ii. Established weekly meeting with Web Publisher representative

5. Transportation Program Update

Pre-Construction Update

- Clemson Road: Plans are 99% Complete, Right of Way Certificate is complete, Utility Agreements complete (except for City of Columbia). Pending resolution of City of Columbia utility issue, design of waterline will then take approximately 3 months which is now determining start of construction.
- Atlas Road: Addressing comments from 95% Complete Plan review. Right of Way acquisition nearly complete. Anticipate advertising for construction in Q2 2018.
- Southeast Richland Neighborhood: Submitted 95% Complete plans to SCDOT and OET is addressing comments. Right of Way acquisition underway nearly complete, 2 tracts remaining. Anticipate advertising for construction in Q2 2018.
- Greene Street Phase 2: Design remains at approximately 95% complete. Right of Way acquisition continues, which is anticipated to be complete late Q2 2018. Anticipate advertising for construction in Q3 2018.
- Blythewood Road Widening: Anticipate 65% complete plans from OET in December.
- Broad River Road Widening: OET contract approved by Council, anticipate further design work beginning in December.
- 3 Major Intersections: 70% Plans submitted to SCDOT for review for Garner Ferry/Harmon, North Springs/Harrington, and Screaming Eagle/Percival. Anticipate beginning R/W acquisition in February 2018.
- Resurfacing Package N (24 roads) and Sidewalk Package S7 (Marion Street, Bratton Street, and Grand Street): Projects have been advertised and construction is anticipated to begin in early 2018.

Construction Update

- Shop Road Extension Phase 1 – The contractor continues work on the bottomless culvert. Clearing and grubbing, ditch installation, and building of sediment ponds continues.
- North Main Street Widening – SCE&G's duct bank is 80% complete. The Joint Use Duct Bank is 30% complete. Sewer rehabilitation is 70% complete. Water relocation is 45% complete.
- 3 Rivers Greenway – Construction is underway. 4,000' out of a total of 15,000' of concrete pathway has been constructed.
- Resurfacing Package K (8 roads) and Resurfacing Package H (115 roads) are anticipated to be complete by the end of November.

Council Approvals

- R/W acquisition on Farrow/Pisgah resulting in project to begin construction in early 2018
- First reading in the amount of \$240 Million and second reading in the amount of \$250 Million for the Transportation Program
- Atlas Road tracts for condemnation
- Broad River Road design contract for OET to prepare final construction plans

- Three Rivers Greenway agreement with Riverbanks Zoo concerning location of buildings
- Mitigation Credit sales for the Hulon Lane Roadway Improvements project
- Resurfacing Package I construction cost change

Miscellaneous

- Shared-Use Pathways (SUP) – Multiple projects have 10' wide concrete pathways to accommodate bicyclists and pedestrians. SCDOT has indicated they will only maintain pathways on roadway widening projects only. Richland County to determine path forward on other projects with pathways (Alpine, Polo).
- City of Columbia Utility Issue – Richland County and City of Columbia continue to discuss financial responsibility of relocating City utilities placed by permission within current Right of Way.



ROADWAY PROJECTS (Referendum Total = \$656M)		REFERENDUM	CURRENT ESTIMATE	*OUTSIDE FUNDING / REIMBURSEMENTS	VARIANCE	EXPENDED TO DATE
WIDENINGS						
Hardscrabble Road Widening	\$	29,860,800	\$ 29,860,800	\$ -	\$ -	9,080,138
Clemson Road Widening	\$	23,400,000	\$ 19,497,833	\$ 980,000	\$ 4,882,167	3,036,152
Leesburg Road Widening	\$	4,000,000	\$ 4,000,000	\$ -	\$ -	405
North Main Street Widening (includes \$5.4M Intersection)	\$	35,400,000	\$ 60,653,662	\$ 23,751,673	\$ (1,501,988)	17,473,456
Bluff Road Widening Phase 1	\$	-	\$ 9,286,180	\$ 2,357,706	\$ (6,928,474)	6,814,259
Bluff Road Widening Phase 2	\$	16,700,000	\$ 38,356,329	\$ -	\$ (21,656,329)	2,082,100
Shop Road Widening	\$	33,100,000	\$ 53,484,336	\$ -	\$ (20,384,336)	1,420,380
Atlas Road Widening	\$	17,600,000	\$ 41,283,771	\$ -	\$ (23,683,771)	4,219,864
Pineview Road Widening	\$	18,200,000	\$ 40,520,392	\$ -	\$ (22,320,392)	1,629,132
Blythwood Road Widening (Syrup Mill Road to I-77)	\$	8,000,000	\$ 13,928,838	\$ -	\$ (5,928,838)	219,903
Broad River Road Widening	\$	29,000,000	\$ 37,050,229	\$ -	\$ (8,050,229)	739,952
Spears Creek Church Road Widening	\$	26,600,000	\$ 49,521,210	\$ -	\$ (22,921,210)	405
Lower Richland Boulevard Widening	\$	6,100,000	\$ 6,980,327	\$ -	\$ (880,327)	405
Polo Road Widening	\$	12,800,000	\$ 15,983,468	\$ -	\$ (3,183,468)	405
Blythwood Road Widening and Improvements	\$	21,000,000	\$ 26,197,110	\$ -	\$ (5,197,110)	7,077
Total Widenings	\$	281,760,800	\$ 446,604,484	\$ 27,089,379	\$ (137,754,305)	46,724,032
INTERSECTION IMPROVEMENTS						
Clemson Rd. & Rhame Rd./North Springs Rd.	\$	3,500,000	\$ 4,063,854	\$ -	\$ (563,854)	3,102,143
Broad River Rd. and Rushmore Rd.	\$	3,700,000	\$ 1,308,997	\$ 43,100	\$ 2,434,103	1,190,359
Farrow Rd. and Pisgah Church Rd.	\$	3,600,000	\$ 2,245,158	\$ -	\$ 1,354,842	960,543
North Springs Rd. and Risdon Way	\$	1,800,000	\$ 2,017,085	\$ 13,900	\$ (203,185)	1,699,052
Summit Pkwy and Summit Ridge Rd.	\$	500,000	\$ 1,531,457	\$ -	\$ (1,031,457)	1,384,503
Kennerly Rd. & Coogler Rd./Steeple Ridge Rd.	\$	1,900,000	\$ 2,980,190	\$ 25,300	\$ (1,054,890)	2,355,773
Wilson Blvd. and Pisgah Church Rd.	\$	3,600,000	\$ -	\$ -	\$ 3,600,000	405
Wilson Blvd. and Killian Rd.	\$	2,600,000	\$ -	\$ -	\$ 2,600,000	405
Clemson Rd. and Sparkleberry Ln.	\$	5,100,000	\$ 14,003,601	\$ -	\$ (8,903,601)	3,383,056
Bull St. and Elmwood Ave.	\$	2,000,000	\$ 3,105,678	\$ -	\$ (1,105,678)	405
North Main St. and Monticello Rd. (constructed with N. Main Widening)	\$	-	\$ -	\$ -	\$ -	405
Hardscrabble & Kelly Mill Rd./Rimer Pond Rd.	\$	3,000,000	\$ -	\$ -	\$ 3,000,000	405
Garners Ferry Rd. and Harmon Rd.	\$	2,600,000	\$ 939,332	\$ -	\$ 1,660,668	99,927
North Springs Rd. and Harrington Rd.	\$	2,000,000	\$ 976,835	\$ -	\$ 1,023,165	110,004
Screaming Eagle Rd. and Percival Rd.	\$	1,000,000	\$ 2,018,757	\$ -	\$ (1,018,757)	112,395
Total Intersection Improvements	\$	36,900,000	\$ 35,190,946	\$ 82,300	\$ 1,791,354	14,399,780
SPECIAL PROJECTS						
Riverbanks Zoo Transportation Related Projects	\$	4,000,000	\$ 4,000,000	\$ -	\$ -	3,271,848
Innovista 1 (Greene St. Phase 1)			\$ 18,544,418	\$ -	\$ -	17,880,007
Innovista 2 (Greene St. Phase 2)	\$	50,000,000	\$ 27,350,653	\$ -	\$ -	693,204
Innovista 3 (Williams St.)			\$ 4,104,929	\$ -	\$ -	-
Shop Road Extension Phase 1			\$ 32,824,161	\$ 3,758,565	\$ -	10,276,240
Shop Road Extension Phase 2	\$	71,800,000	\$ 42,734,404	\$ -	\$ -	-
Kelly Mill Road	\$	4,500,000	\$ 4,500,000	\$ -	\$ -	-
Commerce Drive Improvements	\$	5,000,000	\$ 5,000,000	\$ -	\$ -	-
Neighborhood Improvement Projects	\$	63,000,000	\$ 63,000,000	\$ 180,000	\$ 180,000	1,264,657
Total Special Projects	\$	198,300,000	\$ 202,058,565	\$ 3,938,565	\$ 180,000	33,385,957
INTERCHANGE (I-20 / Broad River Road)	\$	52,500,000	\$ 52,500,000	\$ -	\$ -	-
DIRT ROAD PAVING	\$	45,000,000	\$ 45,000,000	\$ -	\$ -	9,077,521
RESURFACING	\$	40,000,000	\$ 41,400,000	\$ 1,400,000	\$ -	11,014,363
PROGRAM (traffic studies / plans / mitigation bank)	\$	1,559,844	\$ 9,512,766	\$ -	\$ (7,952,922)	9,512,766
TOTAL ROADWAY PROJECTS	\$	656,020,644	\$ 832,266,761	\$ 32,510,244	\$ (143,735,872)	124,114,419
BIKE/PED/GREENWAY (Referendum Total = \$80.9M)						
GREENWAY PROJECTS						
Three Rivers Greenway Extension 1	\$	7,902,242	\$ 7,902,242	\$ -	\$ -	935,358
Lincoln Tunnel Greenway	\$	892,739	\$ 1,513,822	\$ 323,680	\$ (297,403)	1,485,810
Gills Creek A (Lake Katherine to Congaree)	\$	2,246,160	\$ 2,246,160	\$ -	\$ -	112,822
Smith/Rocky Branch C (Rocky Branch to Harden)	\$	901,122	\$ 901,122	\$ -	\$ -	5,338
Gills Creek B (Wildcat Creek/Fort Jackson)	\$	2,785,897	\$ 2,785,897	\$ -	\$ -	-
Smith/Rocky Branch B (Clement Rd to Colonial Dr)	\$	1,415,316	\$ 1,415,316	\$ -	\$ -	-
Smith/Rocky Branch A (Three Rivers to Clement Rd)	\$	431,183	\$ 431,183	\$ -	\$ -	-
Gills Creek North C (Trenholm to Lake Katherine)	\$	344,667	\$ 344,667	\$ -	\$ -	-
Crane Creek A (Monticello Rd to Three Rivers)	\$	1,541,816	\$ 1,541,816	\$ -	\$ -	-
Crane Creek B (to Smith Branch)	\$	460,315	\$ 460,315	\$ -	\$ -	-
Columbia Mall Greenway	\$	648,456	\$ 648,456	\$ -	\$ -	-
Polo Road / Windsor Lake Boulevard Connector	\$	385,545	\$ 385,545	\$ -	\$ -	-
Woodbury / Old Leesburg Connector	\$	116,217	\$ 116,217	\$ -	\$ -	-
Crane Creek C (Crane Forest)	\$	793,908	\$ 793,908	\$ -	\$ -	-
Dutchman Boulevard Connector	\$	105,196	\$ 105,196	\$ -	\$ -	-
Total Greenway Projects	\$	20,970,779	\$ 21,591,862	\$ 323,680	\$ (297,403)	2,539,328
BIKEWAY PROJECTS	\$	22,008,773	\$ 22,008,773	\$ -	\$ -	154,179
SIDEWALK PROJECTS	\$	26,926,370	\$ 26,926,370	\$ 3,482,579	\$ 3,482,579	2,396,050
PEDESTRIAN IMPROVEMENT PROJECTS	\$	2,836,080	\$ 1,134,488	\$ -	\$ 1,701,592	75,666
Undesignated	\$	8,146,354	\$ -	\$ -	\$ 8,146,354	-
TOTAL BIKE / PED / GREENWAY	\$	80,888,356	\$ 71,661,493	\$ 3,806,259	\$ 13,033,122	5,165,223
OTHER PROGRAM COSTS	\$	333,091,000	\$ 333,091,000	\$ -	\$ -	124,470,560
TOTAL PROGRAM	\$	1,070,000,000	\$ 1,237,019,254	\$ 36,316,503	\$ (130,702,751)	253,750,202



TRANSPORTATION PROGRAM

**RICHLAND TRANSPORTATION PENNY PROGRAM
EXPENDITURES BY PHASE AND VENDOR**

CATEGORY / PROJECT	PHASE	VENDOR NAME / DESCRIPTION	AMOUNT
PROGRAM ADMINISTRATION			
Program Administration	County Transportation	Richland County	\$ 2,277,503.49
	County Transportation	Parker Poe Adams & Berstein	\$ 82,139.15
	County Transportation	McNair Law Firm, P.A.	\$ 366,045.73
	County Transportation	Malane S. Pike	\$ 44,625.00
	County Transportation	Webster Rogers, LLP	\$ 13,133.75
	County OSBO/SLBE	Richland County	\$ 1,051,815.20
	PDT Operations	M.B. Kahn Construction Co.	\$ 2,168,175.75
	PDT Operations	Richland PDT, A Joint Venture	\$ 5,911,828.29
	CMRTA (COMET)	Central Midlands RTA (COMET)	\$ 62,149,711.24
	Bond Debt Service	Miscellaneous One Time	\$ 50,405,582.00
	Total		\$ 124,470,559.60
WIDENINGS			
Atlas Rd Widening	Planning and Delivery	Richland PDT, A Joint Venture	\$ 265,678.92
	Design	Cox & Dinkins, Inc.	\$ 1,624,846.15
	Design	CSX Transportation, Inc.	\$ 31,097.00
	Design	SC Department of Transportation	\$ 19,004.62
	Right-of-Way	Richland PDT, A Joint Venture	\$ 545,390.00
	Right-of-Way	Right of Way Property Owners	\$ 452,545.40
	CRM	Richland PDT, A Joint Venture	\$ 1,281,301.70
	Total		\$ 4,219,863.79
Bluff Rd Widening Ph. 1	Planning and Delivery	Richland PDT, A Joint Venture	\$ 209,244.07
	Design	Holt Consulting Company, LLC	\$ 63,445.77
	Design	Parrish & Partners, LLC	\$ 340,693.69
	Design	Richland PDT, A Joint Venture	\$ 1,583.45
	Design	SC Department of Transportation	\$ 7,234.72
	Right-of-Way	Richland PDT, A Joint Venture	\$ 42,565.00
	Right-of-Way	Right of Way Property Owners	\$ 89,725.00
	Right-of-Way	Willoughby & Hoefer, P.A.	\$ 86,534.06
	CRM	Richland PDT, A Joint Venture	\$ 295,537.09
	Utilities	CSX Transportation, Inc.	\$ 36,220.00
	Utilities	SCE&G	\$ 1,384,014.23
	CEI	Richland PDT, A Joint Venture	\$ 486,713.15
	Construction	Cherokee, Inc.	\$ 3,770,748.70
	Total		\$ 6,814,258.93
Bluff Rd Widening Ph. 2	Planning and Delivery	Richland PDT, A Joint Venture	\$ 563,752.61
	Design	Parrish & Partners, LLC	\$ 880,061.58
	Design	Richland PDT, A Joint Venture	\$ 531,541.65
	Design	SC Department of Transportation	\$ 12,689.87
	Right-of-Way	Richland PDT, A Joint Venture	\$ 4,500.00
	CRM	Richland PDT, A Joint Venture	\$ 89,554.65
	Total		\$ 2,082,100.36
Blythewood Rd Widening (Syrup Mill Road to I-77)	Planning and Delivery	Richland PDT, A Joint Venture	\$ 18,020.20
	Design	Richland PDT, A Joint Venture	\$ 201,882.59
	Total		\$ 219,902.79
Blythewood Rd Widening (Winnsboro Rd to Syrup Mill Rd)	Planning and Delivery	Richland PDT, A Joint Venture	\$ 7,077.30
	Total		\$ 7,077.30
Broad River Rd Widening	Planning and Delivery	Richland PDT, A Joint Venture	\$ 79,940.98
	Design	Richland PDT, A Joint Venture	\$ 659,342.45
	Design	SC Department of Transportation	\$ 668.48
	Total		\$ 739,951.91
Clemson Rd Widening	Planning and Delivery	Richland PDT, A Joint Venture	\$ 227,581.43
	Design	Holt Consulting Company, LLC	\$ 831,258.35
	Design	Holt Consulting Company, LLC	\$ 40,293.00
	Design	Richland PDT, A Joint Venture	\$ 329,312.28
	Design	SC Department of Transportation	\$ 14,454.12
	Right-of-Way	Richland PDT, A Joint Venture	\$ 114,040.00
	Right-of-Way	Right of Way Property Owners	\$ 412,440.00
	CRM	Richland PDT, A Joint Venture	\$ 1,066,773.03
	Total		\$ 3,036,152.21
Hardscrabble Rd Widening	Planning and Delivery	Richland PDT, A Joint Venture	\$ 404.80
	Construction	SC Department of Transportation	\$ 9,079,733.00
	Total		\$ 9,080,137.80
Leesburg Road Widening	Planning and Delivery	Richland PDT, A Joint Venture	\$ 404.80



TRANSPORTATION PROGRAM

**RICHLAND TRANSPORTATION PENNY PROGRAM
EXPENDITURES BY PHASE AND VENDOR**

CATEGORY / PROJECT	PHASE	VENDOR NAME / DESCRIPTION	AMOUNT
	Total		\$ 404.80
Lower Richland Blvd Widening (Rabbit Run Rd to Garners Ferr	Planning and Delivery	Richland PDT, A Joint Venture	\$ 404.80
	Total		\$ 404.80
North Main Street (Phases IA2 & III; II & IV) Widening	Planning and Delivery	Richland PDT, A Joint Venture	\$ 1,523,177.41
	Design	Richland PDT, A Joint Venture	\$ 819,767.30
	Design	SC Department of Transportation	\$ 1,143.63
	Right-of-Way	Richland PDT, A Joint Venture	\$ 328,545.00
	Right-of-Way	Right of Way Property Owners	\$ 774,936.24
	Right-of-Way	Willoughby & Hoefer, P.A.	\$ 530,194.49
	CRM	Richland PDT, A Joint Venture	\$ 2,362,706.69
	Utilities	City of Columbia - Utility Relocation	\$ 4,657,291.76
	CEI	Richland PDT, A Joint Venture	\$ 639,899.75
	Construction	CSX Transportation, Inc.	\$ 305,108.00
	Construction	L-J, INC.	\$ 5,530,685.92
	Total		\$ 17,473,456.19
Pineview Rd Widening	Planning and Delivery	Richland PDT, A Joint Venture	\$ 244,220.43
	Design	Civil Engineering Consulting Services, Inc.	\$ 1,296,027.43
	Design	CSX Transportation, Inc.	\$ 32,549.00
	Design	Richland PDT, A Joint Venture	\$ 55,360.85
	Design	SC Department of Transportation	\$ 974.22
	Total		\$ 1,629,131.93
Polo Rd Widening	Planning and Delivery	Richland PDT, A Joint Venture	\$ 404.80
	Total		\$ 404.80
Shop Rd Widening	Planning and Delivery	Richland PDT, A Joint Venture	\$ 162,150.55
	Design	Mead & Hunt, Inc.	\$ 512,739.04
	Design	Richland PDT, A Joint Venture	\$ 741,669.99
	Design	SC Department of Transportation	\$ 3,820.37
	Total		\$ 1,420,379.95
Spears Creek Church Rd Widening	Planning and Delivery	Richland PDT, A Joint Venture	\$ 404.80
	Total		\$ 404.80
WIDENINGS TOTAL			\$ 46,724,032.36
SPECIAL			
Riverbanks Zoo Transportation-Related Projects 1	Planning and Delivery	Richland PDT, A Joint Venture	\$ 326,810.39
	Construction	Riverbanks Zoo & Garden	\$ 2,945,038.00
	Total		\$ 3,271,848.39
Shop Road Extension Phase 1	Planning and Delivery	Richland PDT, A Joint Venture	\$ 755,981.73
	Design	CDM Smith	\$ 652,989.13
	Design	CDM Smith	\$ 10,374.00
	Design	SC Department of Transportation	\$ 3,115.01
	Right-of-Way	Richland PDT, A Joint Venture	\$ 43,480.00
	Right-of-Way	Right of Way Property Owners	\$ 124,400.00
	Right-of-Way	Willoughby & Hoefer, P.A.	\$ 24,806.91
	CRM	Richland PDT, A Joint Venture	\$ 1,307,729.18
	Utilities	SCE&G	\$ 44,357.79
	CEI	Richland PDT, A Joint Venture	\$ 708,353.28
	Construction	McClam & Associates, LLC	\$ 6,600,652.87
	Total		\$ 10,276,239.90
Southeast Richland Neighborhood Improvements	Planning and Delivery	Richland PDT, A Joint Venture	\$ 74,951.19
	Design	M.B. Kahn Construction Co., Inc.	\$ 66,370.04
	Design	Richland PDT, A Joint Venture	\$ 455,000.00
	Design	SC Department of Transportation	\$ 3,294.98
	Right-of-Way	Richland PDT, A Joint Venture	\$ 53,365.00
	Right-of-Way	Right of Way Property Owners	\$ 116,000.00
	Total		\$ 768,981.21
Innovista Transportation Related Projects 1 - Greene Street Ph	Planning and Delivery	Richland PDT, A Joint Venture	\$ 2,223,809.30
	Design	USC Development Foundation	\$ 734,984.57
	CRM	Richland PDT, A Joint Venture	\$ 699,666.65
	Utilities	SCE&G	\$ 318,565.09
	CEI	Richland PDT, A Joint Venture	\$ 1,010,629.60
	Construction	LAD Corporation of West Columbia	\$ 12,892,351.81
	Total		\$ 17,880,007.02
Innovista Transportation Related Projects 2 - Greene Street Ph	Planning and Delivery	Richland PDT, A Joint Venture	\$ 156,458.38
	Design	Richland PDT, A Joint Venture	\$ 22,397.22

CATEGORY / PROJECT	PHASE	VENDOR NAME / DESCRIPTION	AMOUNT
	Design	SC Department of Transportation	\$ 337.81
	Design	USC Development Foundation	\$ 501,260.82
	Right-of-Way	Richland PDT, A Joint Venture	\$ 12,750.00
	Total		\$ 693,204.23
Broad River Neighborhood Improvements	Planning and Delivery	Richland PDT, A Joint Venture	\$ 64,053.77
	Design	Parrish & Partners, LLC	\$ 24,863.24
	Design	Parrish & Partners, LLC (service order #4)	\$ 193,975.40
	Right-of-Way	Richland PDT, A Joint Venture	\$ 3,360.00
	CRM	Richland PDT, A Joint Venture	\$ 72,315.00
	Total		\$ 358,567.41
Decker Boulevard Neighborhood Improvements	Planning and Delivery	Richland PDT, A Joint Venture	\$ 22,446.30
	Design	Holt Consulting Company, LLC	\$ 84,283.00
	Total		\$ 106,729.30
Candlewood Neighborhood Improvements	Planning and Delivery	Richland PDT, A Joint Venture	\$ 7,152.92
	Design	Civil Engineering Consulting Services, Inc.	\$ 23,226.35
	Total		\$ 30,379.27
SPECIAL TOTAL			\$ 33,385,956.73
INTERSECTION IMPROVEMENTS			
Broad River Rd. and Rushmore Rd. Intersection	Planning and Delivery	Richland PDT, A Joint Venture	\$ 149,235.05
	Design	M.B. Kahn Construction Co., Inc.	\$ 31,489.56
	Design	SC Department of Transportation	\$ 2,309.18
	CRM	Richland PDT, A Joint Venture	\$ 40,500.00
	CEI	Richland PDT, A Joint Venture	\$ 58,500.00
	Design-Build	M.B. Kahn Construction Co., Inc.	\$ 29,125.00
	Design-Build	C.R. Jackson, Inc.	\$ 879,200.00
	Total		\$ 1,190,358.79
Bull St. and Elmwood Ave. Intersection	Planning and Delivery	Richland PDT, A Joint Venture	\$ 404.80
	Total		\$ 404.80
Clemson Rd. and Rhame Rd./North Springs Rd. Intersection	Planning and Delivery	Richland PDT, A Joint Venture	\$ 232,354.53
	Design	M.B. Kahn Construction Co., Inc.	\$ 42,748.71
	Design	SC Department of Transportation	\$ 2,714.70
	Right-of-Way	Willoughby & Hoefer, P.A.	\$ 82,341.38
	CRM	Richland PDT, A Joint Venture	\$ 63,000.00
	Utilities	SCE&G	\$ 126,159.46
	CEI	Richland PDT, A Joint Venture	\$ 91,000.00
	Design-Build	M.B. Kahn Construction Co.	\$ 15,037.50
	Design-Build	C.R. Jackson, Inc.	\$ 2,446,787.00
	Total		\$ 3,102,143.28
Clemson Rd. and Sparkleberry Ln. Intersection	Planning and Delivery	Richland PDT, A Joint Venture	\$ 53,486.52
	Design	Richland PDT, A Joint Venture	\$ 167,888.85
	Design	SC Department of Transportation	\$ 535.92
	Right-of-Way	Richland PDT, A Joint Venture	\$ 11,145.00
	Right-of-Way	Right of Way Property Owners	\$ 3,150,000.00
	Total		\$ 3,383,056.29
Farrow Rd. and Pisgah Church Rd. Intersection	Planning and Delivery	Richland PDT, A Joint Venture	\$ 176,247.34
	Design	M.B. Kahn Construction Co., Inc.	\$ 53,345.56
	Design	SC Department of Transportation	\$ 3,808.33
	Right-of-Way	Willoughby & Hoefer, P.A.	\$ 21,633.51
	CRM	Richland PDT, A Joint Venture	\$ 108,000.00
	Utilities	SCE&G	\$ 7,883.56
	Design-Build	M.B. Kahn Construction Co.	\$ 29,125.00
	Design-Build	C.R. Jackson, Inc.	\$ 560,500.00
	Total		\$ 960,543.30
Garners Ferry Rd. and Harmon Rd. Intersection	Planning and Delivery	Richland PDT, A Joint Venture	\$ 404.80
	Design	Richland PDT, A Joint Venture	\$ 4,380.00
	Design	Cox & Dinkins, Inc.	\$ 95,141.86
	Total		\$ 99,926.66
Hardscrabble Rd. and Kelly Mill Rd./Rimer Pond Rd. Intersect	Planning and Delivery	Richland PDT, A Joint Venture	\$ 404.80
	Total		\$ 404.80
Kennerly Rd. and Coogler Rd./Steeple Ridge Rd. Intersection	Planning and Delivery	Richland PDT, A Joint Venture	\$ 178,377.20
	Design	M.B. Kahn Construction Co., Inc.	\$ 47,920.51
	Design	SC Department of Transportation	\$ 3,273.55

CATEGORY / PROJECT	PHASE	VENDOR NAME / DESCRIPTION	AMOUNT
	Right-of-Way	Willoughby & Hoefler, P.A.	\$ 49,858.23
	CRM	Richland PDT, A Joint Venture	\$ 63,000.00
	CEI	Richland PDT, A Joint Venture	\$ 91,000.00
	Design-Build	M.B. Kahn Construction Co.	\$ 29,125.00
	Design-Build	C.R. Jackson, Inc.	\$ 1,893,218.50
	Total		\$ 2,355,772.99
North Main St. and Monticello Rd. Intersection	Planning and Delivery	Richland PDT, A Joint Venture	\$ 404.80
	Total		\$ 404.80
North Springs Rd. and Harrington Rd. Intersection	Planning and Delivery	Richland PDT, A Joint Venture	\$ 9,518.69
	Design	Cox & Dinkins, Inc.	\$ 79,632.51
	Design	M.B. Kahn Construction Co., Inc.	\$ 2,385.58
	Design	Richland PDT, A Joint Venture	\$ 4,380.00
	Construction	M.B. Kahn Construction Co., Inc.	\$ 14,087.50
	Total		\$ 110,004.28
North Springs Rd. and Risdon Way Intersection	Planning and Delivery	Richland PDT, A Joint Venture	\$ 157,379.83
	Design	M.B. Kahn Construction Co., Inc.	\$ 32,072.06
	Design	SC Department of Transportation	\$ 4,235.53
	CRM	Richland PDT, A Joint Venture	\$ 40,500.00
	CEI	Richland PDT, A Joint Venture	\$ 58,500.00
	Design-Build	M.B. Kahn Construction Co.	\$ 29,125.00
	Design-Build	C.R. Jackson, Inc.	\$ 1,377,240.00
	Total		\$ 1,699,052.42
Screaming Eagle Rd. and Percival Rd. Intersection	Planning and Delivery	Richland PDT, A Joint Venture	\$ 6,863.78
	Design	Cox & Dinkins, Inc.	\$ 101,150.77
	Design	Richland PDT, A Joint Venture	\$ 4,380.00
	Total		\$ 112,394.55
Summit Pkwy and Summit Ridge Rd. Intersection	Planning and Delivery	Richland PDT, A Joint Venture	\$ 203,985.52
	Design	M.B. Kahn Construction Co.	\$ 25,288.02
	CRM	Richland PDT, A Joint Venture	\$ 31,500.00
	CEI	Richland PDT, A Joint Venture	\$ 45,500.00
	Design-Build	M.B. Kahn Construction Co.	\$ 29,125.00
	Design-Build	C.R. Jackson, Inc.	\$ 1,049,104.94
	Total		\$ 1,384,503.48
Wilson Blvd. and Killian Rd. Intersection	Planning and Delivery	Richland PDT, A Joint Venture	\$ 404.80
	Total		\$ 404.80
Wilson Blvd. and Pisgah Church Rd. Intersection	Planning and Delivery	Richland PDT, A Joint Venture	\$ 404.81
	Total		\$ 404.81
INTERSECTION IMPROVEMENTS TOTAL			\$ 14,399,780.05
RESURFACING			
Resurfacing Projects Program	Planning and Delivery	Richland PDT, A Joint Venture	\$ 344,617.51
	Design	M.B. Kahn Construction Co., Inc.	\$ 18,400.00
	Design	Richland PDT, A Joint Venture	\$ 713,960.10
	Total		\$ 1,076,977.61
2014 Resurfacing Package "A"	Planning and Delivery	Richland PDT, A Joint Venture	\$ 371,566.75
	Design	Richland PDT, A Joint Venture	\$ (12,406.42)
	CEI	Richland PDT, A Joint Venture	\$ 67,269.58
	Construction	Sloan Construction Company	\$ 966,171.65
	Total		\$ 1,392,601.56
2014 Resurfacing Package "B"	Planning and Delivery	Richland PDT, A Joint Venture	\$ 419,734.38
	Design	Richland PDT, A Joint Venture	\$ (14,680.96)
	CEI	Richland PDT, A Joint Venture	\$ 83,044.35
	Construction	Sloan Construction Company	\$ 1,204,393.90
	Total		\$ 1,692,491.67
2014 Resurfacing Package "C"	Planning and Delivery	Richland PDT, A Joint Venture	\$ 262,664.47
	Design	Richland PDT, A Joint Venture	\$ (15,880.88)
	CEI	Richland PDT, A Joint Venture	\$ 82,072.38
	Construction	Carolina Bridge Company, Inc.	\$ 1,182,876.63
	Total		\$ 1,511,732.60



TRANSPORTATION PROGRAM

**RICHLAND TRANSPORTATION PENNY PROGRAM
EXPENDITURES BY PHASE AND VENDOR**

CATEGORY / PROJECT	PHASE	VENDOR NAME / DESCRIPTION	AMOUNT
2016 Resurfacing Package "H"	Planning and Delivery	Richland PDT, A Joint Venture	\$ 149,630.47
	CEI	Richland PDT, A Joint Venture	\$ 335,956.95
	Construction	The Lane Construction Corporation	\$ 4,134,494.58
	Total		\$ 4,620,082.00
2016 Resurfacing Package "I"	Planning and Delivery	Richland PDT, A Joint Venture	\$ 3,646.30
	Construction	LCI Lineberger Construction	\$ 233,163.27
	Total		\$ 236,809.57
2016 Resurfacing Package "J"	Planning and Delivery	Richland PDT, A Joint Venture	\$ 2,308.04
	Total		\$ 2,308.04
2016 Resurfacing Package "K"	Planning and Delivery	Richland PDT, A Joint Venture	\$ 2,086.11
	Total		\$ 2,086.11
2016 Resurfacing Package "M"	Planning and Delivery	Richland PDT, A Joint Venture	\$ 13,194.24
	Total		\$ 13,194.24
Pavement Management System	Planning and Delivery	Richland PDT, A Joint Venture	\$ 123,079.92
	Design	Richland PDT, A Joint Venture	\$ 343,000.00
	Total		\$ 466,079.92
	RESURFACING TOTAL		
DIRT ROAD PAVING			
Dirt Road Paving Program Management	Program Management	Dennis Corp	\$ 301,731.22
	Program Management	Dennis Corp	\$ 3,210,509.24
	Planning and Delivery	Richland PDT, A Joint Venture	\$ 608,825.92
	Design	Mead & Hunt - Group #1	\$ 401,409.06
	Design	Richland PDT, A Joint Venture	\$ 21,734.92
	Right-of-Way	Mead & Hunt - Group #4	\$ 81,231.00
	Construction	3M Traffic Safety Systems	\$ 14,300.00
	Total		\$ 4,639,741.36
2014 Dirt Road Paving Package "B"	Planning and Delivery	Richland PDT, A Joint Venture	\$ 126,180.40
	Construction	Lane Construction	\$ 1,066,720.61
	Total		\$ 1,192,901.01
2014 Dirt Road Paving Package "C"	Planning and Delivery	Richland PDT, A Joint Venture	\$ 267,014.05
	Utilities	Mid-Carolina Electric Cooperative, Inc.	\$ 8,852.38
	Construction	Eagle Construction	\$ 1,079,265.46
Total		\$ 1,355,131.89	
2014 Dirt Road Paving Package "D"	Planning and Delivery	Richland PDT, A Joint Venture	\$ 261,433.31
	CEI	M.B. Kahn Construction Co.	\$ 45,380.00
	Construction	Lane Construction	\$ 736,682.74
	Total		\$ 1,043,496.05
2014 Dirt Road Paving Package "E"	Planning and Delivery	Richland PDT, A Joint Venture	\$ 132,387.51
	Design	M.B. Kahn Construction Co.	\$ 5,000.00
	CEI	M.B. Kahn Construction Co.	\$ 44,170.00
	Construction	C.R. Jackson	\$ 494,521.47
	Total		\$ 676,078.98
Dirt Road Package "F" Jouster Street	Planning and Delivery	Richland PDT, A Joint Venture	\$ 24,727.50
	CRM	Richland PDT, A Joint Venture	\$ 9,610.00
	CEI	Richland PDT, A Joint Venture	\$ 8,329.84
	Construction	Armstrong Contractors, LLC	\$ 127,504.16
	Total		\$ 170,171.50
DIRT ROAD PAVING TOTAL			\$ 9,077,520.79
MITIGATION BANK			
Mitigation Bank	Mitigation Bank	First American	\$ 6,673,654.42
	Mitigation Bank	Mill Creek Mitigation Holdings	\$ 2,702,541.00
	Mitigation Bank	Richland PDT, A Joint Venture	\$ 136,570.50
	Total		\$ 9,512,765.92
MITIGATION BANK TOTAL			\$ 9,512,765.92



TRANSPORTATION PROGRAM

**RICHLAND TRANSPORTATION PENNY PROGRAM
EXPENDITURES BY PHASE AND VENDOR**

CATEGORY / PROJECT	PHASE	VENDOR NAME / DESCRIPTION	AMOUNT
GREENWAYS			
Gills Creek A Greenway (Lake Katherine to Bluff Road)	Planning and Delivery	Richland PDT, A Joint Venture	\$ 21,839.96
	Design	Holt Consulting Company, LLC	\$ 90,253.62
	Design	Richland PDT, A Joint Venture	\$ 728.83
Total			\$ 112,822.41
Lincoln Tunnel Greenway	Planning and Delivery	Richland PDT, A Joint Venture	\$ 216,687.02
	Design	Richland PDT, A Joint Venture	\$ (41,467.48)
	CRM	Richland PDT, A Joint Venture	\$ 40,185.00
	CEI	Richland PDT, A Joint Venture	\$ 107,024.23
	Construction	AOS Specialty Contractors, Inc.	\$ 1,163,380.96
Total			\$ 1,485,809.73
Smith/Rocky Branch Greenway C (Downtown to Granby Park)	Planning and Delivery	Richland PDT, A Joint Venture	\$ 5,338.00
Total			\$ 5,338.00
Three Rivers Greenway Extension	Planning and Delivery	Richland PDT, A Joint Venture	\$ 198,300.29
	Design	Kenneth B. Simmons Associates, LLC	\$ 99,194.00
	Design	Richland PDT, A Joint Venture	\$ (9,494.34)
	Right-of-Way	Richland PDT, A Joint Venture	\$ 10,340.00
	Right-of-Way	Right of Way Property Owners	\$ 40,000.00
	CRM	Richland PDT, A Joint Venture	\$ 337,742.43
	Construction	AOS Specialty Contractors, Inc.	\$ 259,275.50
	Total		
GREENWAYS TOTAL			\$ 2,539,328.02
SIDEWALKS			
Alpine Rd Sidewalk (Two Notch Rd to Percival Rd)	Planning and Delivery	Richland PDT, A Joint Venture	\$ 19,651.61
	Total		\$ 19,651.61
Harrison Road Sidewalk (Two Notch Rd to Forest Dr)	Planning and Delivery	Richland PDT, A Joint Venture	\$ 35,016.85
	Right-of-Way	Richland PDT, A Joint Venture	\$ 10,680.00
	Total		\$ 45,696.85
Percival Road Sidewalk (Forest Dr to Decker Blvd)	Planning and Delivery	Richland PDT, A Joint Venture	\$ 18,683.00
	Design	Holt Consulting Company, LLC	\$ 120,289.00
	Design	Holt Consulting Company, LLC	\$ 73,544.00
	Total		\$ 212,516.00
Polo Rd Sidewalk (Mallet Hill Rd to Alpine Rd)	Planning and Delivery	Richland PDT, A Joint Venture	\$ 24,495.96
	Right-of-Way	Richland PDT, A Joint Venture	\$ 10,920.00
	Total		\$ 35,415.96
Sunset Sidewalk (Elmhurst Road to River Drive)	Planning and Delivery	Richland PDT, A Joint Venture	\$ 10,537.43
	Design	Mead & Hunt, Inc.	\$ 153,252.42
	Total		\$ 163,789.85
2015 PDT Sidewalk Projects	Planning and Delivery	Richland PDT, A Joint Venture	\$ 79,218.62
	Design	Richland PDT, A Joint Venture	\$ 60,300.95
	Right-of-Way	Richland PDT, A Joint Venture	\$ 2,580.00
	CRM	Richland PDT, A Joint Venture	\$ 114,429.57
	Total		\$ 256,529.14
2015 Sidewalk Package "S1"	Planning and Delivery	Richland PDT, A Joint Venture	\$ 15,131.24
	Construction	Armstrong Contractors, LLC	\$ 98,548.72
	Total		\$ 113,679.96
2015 Sidewalk Package "S2"	Planning and Delivery	Richland PDT, A Joint Venture	\$ 9,747.18
	CRM	Richland PDT, A Joint Venture	\$ 3,536.78
	Construction	C.B.D., Inc.	\$ 148,257.32
	Total		\$ 161,541.28
2015 Sidewalk Package "S3"	Planning and Delivery	Richland PDT, A Joint Venture	\$ 13,345.00
	CEI	Richland PDT, A Joint Venture	\$ 2,428.89
	Construction	Orion Construction Company	\$ 224,522.10
	Total		\$ 240,295.99

CATEGORY / PROJECT	PHASE	VENDOR NAME / DESCRIPTION	AMOUNT
2015 OET Sidewalk Projects	Planning and Delivery	Richland PDT, A Joint Venture	\$ 67,522.12
	Design	Mead & Hunt, Inc.	\$ 790,095.77
	Design	SC Department of Transportation	\$ 4,523.42
	Total		\$ 862,141.31
2015 Sidewalk Package "S4"	Planning and Delivery	Richland PDT, A Joint Venture	\$ 2,643.60
	Construction	Orion Construction Company	\$ 69,797.69
	Total		\$ 72,441.29
2015 Sidewalk Package "S5"	Planning and Delivery	Richland PDT, A Joint Venture	\$ 3,114.09
	CRM	Richland PDT, A Joint Venture	\$ (11,931.56)
	CEI	Richland PDT, A Joint Venture	\$ 10,864.50
	Construction	Armstrong Contractors	\$ 103,733.60
	Total		\$ 105,780.63
Sidewalk Package "S6"	Planning and Delivery	Richland PDT, A Joint Venture	\$ 1,669.33
	Right-of-Way	Richland PDT, A Joint Venture	\$ 4,050.00
	CRM	Richland PDT, A Joint Venture	\$ 44,202.10
	Utilities	SCE&G	\$ 3,382.83
	Total		\$ 53,304.26
2016 PDT Sidewalks	Design	Richland PDT, A Joint Venture	\$ 52,365.57
	Right-of-Way	Richland PDT, A Joint Venture	\$ 900.00
	Total		\$ 53,265.57
SIDEWALKS TOTAL			\$ 2,396,049.70
BIKEWAYS			
Fort Jackson Blvd Bikeways (Devine St to Newell Rd)	Design	Holt Consulting Company, LLC	\$ 39,854.50
	Total		\$ 39,854.50
2015 Bikeway Projects	Planning and Delivery	Richland PDT, A Joint Venture	\$ 72,784.69
	Design	Richland PDT, A Joint Venture	\$ 9,978.80
	CRM	Richland PDT, A Joint Venture	\$ 31,561.25
	Total		\$ 114,324.74
BIKEWAYS TOTAL			\$ 154,179.24
PEDESTRIAN IMPROVEMENT PROJECTS			
Pedestrian Improvement Projects Planning	Planning and Delivery	Richland PDT, A Joint Venture	\$ 75,666.12
	Total		\$ 75,666.12
PEDESTRIAN IMPROVEMENT PROJECTS TOTAL			\$ 75,666.12
GRAND TOTAL			\$ 253,750,201.85

Central Midlands Regional Transit Authority
Balance Sheet
As of October 31, 2017

Assets

Current Assets

Petty Cash	300.00	
Cash-Operating (WELLS FARGO)	3,164,316.19	
Cash (SC Community Bank)	2,169,079.49	
Capital Reserve Funding (SCCB)	2,639,983.48	
Accts Receivable- Local Gov't	16,228.25	
Accts Receivable-Ticket Sales	45,127.00	
Accts Receivable -Fairbox Revenue	66,186.88	
Accts Receivable - Due from other gov't	2,533,064.19	
Accts Receivable - Deferred 1% Sales Tax	5,151,603.92	
Accts Receivable - OPT Rural 5311	74,743.00	
Accts Receivable - SMTF	82,729.00	
Accts Receivable - 1% Sales Tax Est. Revenue	8,389,770.86	
Accts Receivable - Interest Revenue Earned	19,566.74	
Inventory	25,363.88	
Prepaid Insurance	118,379.45	
Prepaid Expenses	103,648.00	
Total Current Assets:	\$	24,600,090.33

Fixed Assets

Land	1,742,521.78	
Building	13,994,267.99	
DART Vehicles	2,776,924.20	
Buses	25,348,385.88	
Automobiles	111,114.82	
Equipment	3,319,773.94	
Furniture & Fixtures	222,902.50	
Accumulated Depr.- Furniture & Fixtures	(129,708.14)	
Accumulated Depr.- Equipment	(2,681,494.52)	
Accumulated Depr. - Buildings	(5,346,073.34)	
Accumulated Depr. - Vehicles	(11,356,055.56)	
Total Fixed Assets:	\$	28,002,559.55

Deferred Outflows of Resources

Deferred Outflows on Pensions	374,990.00	
Total Deferred Outflows of Resources:	\$	374,990.00

Total Assets:	\$	52,977,639.88
----------------------	----	----------------------

Central Midlands Regional Transit Authority
Balance Sheet
As of October 31, 2017

Liabilities

Current Liabilities

Accounts Payable	2,517,919.23	
State Unemployment Tax Payable	74.15	
State Health-Employee	(1,572.42)	
Dental-Employee:	(20.58)	
Dental Plus-Employee:	(337.26)	
Optional Life	(28.06)	
Dependent Life-Employee	(3.28)	
Supplemental LTD	3.77	
State Vision Plan	(72.53)	
MoneyPlus Admin-Employee	5.66	
Colonial Life Supplemental	(217.89)	
Accrued Annual Leave	18,138.96	
Total Current Liabilities		\$ 2,533,889.75

Long Term Liabilities

OPT-SMTF Deferred Revenue	147,514.00	
Total Long-Term Liabilities:		\$ 147,514.00

Deferred Inflows of Resources

Deferred Inflows on Pensions	2,263.00	
Total Deferred Inflows of Resources:		\$ 2,263.00

Net Position Liability

Net Position Liability	1,610,533.00	
Total Net Position Liability:		\$ 1,610,533.00
Total Liabilities:		\$ 4,294,199.75

Fund Balance

Fund Balance	44,849,342.82	
Net Assets-Current Year	2,749,889.56	
Fund Balance: Restricted for Vehicle	224,808.00	
Prior Period Adjustment	77,858.75	
Prior Period Adjustment Grant #210	1,400,156.00	
Prior Period Adjustment Restricted Cash	(618,615.00)	
Total Fund Balance:		48,683,440.13

Total Liabilities & Fund Balance:		\$ 52,977,639.88
--	--	-------------------------

Central Midlands Regional Transit Authority
Statement of Income vs Budget
Period Ended October 31, 2017

	<i>Actual PTD</i> <i>10/31/2017</i>	<i>Actual</i> <i>YTD</i>	<i>Budgeted \$ for</i> <i>period</i> <i>10/31/2017</i>	<i>Budget Variance</i> <i>\$\$</i>	<i>PY PTD</i> <i>10/31/2016</i>	<i>PTD</i> <i>Actual vs PY</i>	<i>PY YTD</i> <i>10/31/2016</i>	<i>YTD</i> <i>Actual vs PY</i>
Revenue:								
Farebox Revenue	122,593.21	498,740.37	481,525.00	(17,215.37)	171,394.65	(48,801.44)	489,249.75	9,490.62
Ticket Sales Revenue	51,433.10	175,965.20	278,066.00	102,100.80	77,559.00	(26,125.90)	255,587.01	(79,621.81)
Advertising Revenue	20,928.20	37,614.36	3,333.32	(34,281.04)	663.75	20,264.45	16,609.28	21,005.08
In Kind Revenue	-	60,000.00	60,000.00	-	-	-	-	60,000.00
Contracted Services Revenue	9,191.84	69,517.36	-	(69,517.36)	-	9,191.84	-	69,517.36
Local Revenue - Lexington Cty	15,412.50	64,177.14	60,000.00	(4,177.14)	15,292.16	120.34	58,989.22	5,187.92
Interest Income	273.74	1,085.19	10,000.00	8,914.81	268.51	5.23	9,452.19	(8,367.00)
1% Sales Taxes Revenue Earned	1,708,747.14	6,251,624.95	6,047,701.68	(203,923.27)	1,398,295.00	310,452.14	6,701,998.22	(450,373.27)
OPT/SMTF 5339	-	-	162,925.68	162,925.68	-	-	-	-
OPT Rural Program 5311 Revenue	-	-	28,313.00	28,313.00	-	-	-	-
Federal Revenue - Capital: Non Prev Maint	23,307.00	238,789.00	825,792.00	587,003.00	-	23,307.00	-	238,789.00
Federal Revenue - Capital: Prev. Maint	25,553.00	39,645.00	333,333.32	293,688.32	-	25,553.00	-	39,645.00
Federal Revenue - CapX Fleet Procurement	86,680.00	3,751,627.00	-	(3,751,627.00)	-	86,680.00	-	3,751,627.00
Federal Revenue - Salaried Positions	5,651.00	12,209.00	8,213.32	(3,995.68)	-	5,651.00	17,796.00	(5,587.00)
Miscellaneous Income	7.61	517.46	500.00	(17.46)	-	7.61	2,547.50	(2,030.04)
Total Revenue	\$ 2,069,778.34	\$ 11,201,512.03	\$ 8,299,703.32	\$ (2,901,808.71)	\$ 1,663,473.07	\$ 406,305.27	\$ 7,552,229.17	\$ 3,649,282.86
Gross Revenue	\$ 2,069,778.34	\$ 11,201,512.03	\$ 8,299,703.32	\$ (2,901,808.71)	\$ 1,663,473.07	\$ 406,305.27	\$ 7,552,229.17	\$ 3,649,282.86
Expenses:								
Salaries	48,463.77	182,771.92	287,111.00	104,339.08	59,073.84	(10,610.07)	241,823.58	(59,051.66)
Fringe Benefits	15,841.71	51,686.81	86,133.32	34,446.51	17,713.15	(1,871.44)	71,920.81	(20,234.00)
Vehicle Allowance	-	-	1,200.00	1,200.00	300.00	(300.00)	1,500.00	(1,500.00)
Dues/Subscriptions/Memberships	1,685.00	2,135.00	10,000.00	7,865.00	605.00	1,080.00	21,484.00	(19,349.00)
Employee Training	3,507.36	32,787.01	16,666.68	(16,120.33)	132.59	3,374.77	7,562.23	25,224.78
Marketing/Advertising/Promotional Material	1,772.81	14,661.96	20,000.00	5,338.04	6,101.95	(4,329.14)	31,249.36	(16,587.40)
Transit Facility Maintenance & Repair	7,873.21	58,294.74	-	(58,294.74)	1,458.24	6,414.97	25,710.00	32,584.74
Office Supplies	2,057.63	4,130.24	3,333.32	(796.92)	381.41	1,676.22	3,434.40	695.84
Postage & Shipping	201.00	788.78	1,000.00	211.22	-	201.00	900.89	(112.11)
Printing	920.76	8,225.20	3,333.32	(4,891.88)	-	920.76	5,832.10	2,393.10
Board/Committee	1,021.74	3,222.86	-	(3,222.86)	-	1,021.74	-	3,222.86
Admin-Miscellaneous	1,710.04	2,889.55	5,000.00	2,110.45	416.03	1,294.01	752.64	2,136.91
Contractor-Fixed Route	1,043,651.65	3,944,499.38	3,926,276.00	(18,223.38)	895,043.97	148,607.68	3,712,533.26	231,966.12
Contractor-DART	173,126.82	740,926.81	880,159.32	139,232.51	153,618.33	19,508.49	706,378.97	34,547.84
5311 Rural Expenses	-	-	28,313.00	-	-	-	-	-
Propane	63,332.66	182,936.54	208,922.68	25,986.14	30,563.59	32,769.07	127,198.67	55,737.87
Vehicle Fuel	61,849.91	282,095.30	269,524.00	(12,571.30)	67,967.80	(6,117.89)	293,521.00	(11,425.70)
Insurance - Vehicle	7,746.86	15,493.72	15,000.00	(493.72)	3,681.82	4,065.04	14,169.77	1,323.95
Insurance - Facility	1,057.67	2,115.34	4,333.32	2,217.98	1,035.01	22.66	4,275.03	(2,159.69)
Insurance-Tort Liability	1,102.90	3,187.64	2,666.68	(520.96)	580.67	522.23	2,322.64	865.00
Insurance-Officers & Directors	438.00	876.00	2,000.00	1,124.00	438.00	-	1,717.50	(841.50)
Profession/Technical/Legal	53,372.46	229,350.67	188,500.00	(40,850.67)	6,671.00	46,701.46	149,440.96	79,909.71
Engineering & Design Lucius Rd	-	-	-	-	1,111.00	(1,111.00)	14,140.00	(14,140.00)
Fare Collection Service & Supplies	3,747.43	41,709.59	23,333.32	(18,376.27)	7,012.96	(3,265.53)	28,995.17	12,714.42
Tickets & Transfers	843.75	14,122.84	-	5,877.16	885.95	(42.20)	14,335.27	(212.43)

Central Midlands Regional Transit Authority
Statement of Income vs Budget
Period Ended October 31, 2017

	<i>Actual PTD</i> <i>10/31/2017</i>	<i>Actual</i> <i>YTD</i>	<i>Budgeted \$ for</i> <i>period</i> <i>10/31/2017</i>	<i>Budget Variance</i> <i>\$\$</i>	<i>PY PTD</i> <i>10/31/2016</i>	<i>PTD</i> <i>Actual vs PY</i>	<i>PY YTD</i> <i>10/31/2016</i>	<i>YTD</i> <i>Actual vs PY</i>
Other Facility Related Services	2,332.60	9,286.46	5,000.00	(4,286.46)	1,082.04	1,250.56	4,404.62	4,881.84
Natural Gas	196.75	374.95	2,666.68	2,291.73	208.64	(11.89)	314.38	60.57
Electric	9,607.85	40,624.89	40,000.00	(624.89)	8,351.23	1,256.62	38,742.31	1,882.58
Water & Sewer	974.33	3,835.09	6,000.00	2,164.91	1,236.73	(262.40)	5,509.79	(1,674.70)
Telephone	5,449.94	11,589.69	15,183.33	3,593.64	3,120.77	2,329.17	12,808.17	(1,218.48)
Internet Services	1,715.74	6,849.34	7,333.32	483.98	1,715.74	-	6,862.96	(13.62)
Mobile Telephone	-	429.25	616.67	187.42	673.80	(673.80)	2,045.74	(1,616.49)
Vehicle Repair & Maintenance	8,915.87	32,408.59	-	(32,408.59)	14,680.09	(5,764.22)	60,778.42	(28,369.83)
Taxes & Fees	389.40	1,769.49	1,666.68	(102.81)	224.40	165.00	1,053.11	716.38
Banking Fees	1,673.72	6,098.20	6,666.68	568.48	1,364.04	309.68	6,098.73	(0.53)
Payroll Processing Fees	138.20	476.60	833.32	356.72	155.60	(17.40)	669.85	(193.25)
Office Equipment & Furniture	-	-	833.32	833.32	-	-	-	-
Office Equipment < \$1500	-	10,709.95	1,500.00	(9,209.95)	509.24	(509.24)	1,364.43	9,345.52
Federal Expense (PM)	-	-	416,666.68	416,666.68	-	-	-	-
Federal Expense (CapEx)	-	-	-	-	4,578.11	(4,578.11)	10,825.11	(10,825.11)
Federal Expense (NonPM)	429,060.27	524,548.36	1,015,573.68	491,025.32	-	429,060.27	6,141.66	518,406.70
Software & Equipment	1,338.86	75,530.74	-	(75,530.74)	37,500.00	(36,161.14)	37,997.88	37,532.86
ADP Hardware Acq	1,286.12	567,742.12	-	(567,742.12)	-	1,286.12	-	567,742.12
Software & Equipment Maintenance	6,277.55	48,476.41	-	(48,476.41)	6,864.19	(586.64)	38,188.00	10,288.41
Office Equipment - Lease & Rental	1,064.43	2,700.27	3,666.68	966.41	1,248.23	(183.80)	3,977.12	(1,276.85)
Facility Rental Expense Realized	-	60,000.00	20,000.00	(40,000.00)	-	-	-	60,000.00
Depreciation Expense	681,125.33	1,229,264.17	519,800.00	(709,464.17)	127,866.25	553,259.08	511,464.82	717,799.35
Miscellaneous Expense	-	-	-	-	-	-	-	-
Total Expenses:	\$ 2,646,872.10	\$ 8,451,622.47	\$ 8,066,813.00	\$ (384,809.47)	\$ 1,466,171.41	\$ 1,180,700.69	\$ 6,233,691.98	\$ 2,217,930.49
Net Income From Operations:	\$ (577,093.76)	\$ 2,749,889.56	\$ 232,890.32	\$ (2,516,999.24)	\$ 197,301.66	\$ (774,395.42)	\$ 1,318,537.19	\$ 1,431,352.37