



TRANSPORTATION
PROGRAM

Transportation Penny Advisory Committee
AGENDA
Monday, August 15, 2022 - 5:30 PM
Via Zoom and on Richland County YouTube

- | | |
|---|---------------------|
| 1. <u>Call to Order</u> | Mr. John P. Epting |
| 2. <u>Public Comments</u> | Mr. John P. Epting |
| 3. <u>Approval of Jan 24th Meeting Minutes</u> | Mr. John P. Epting |
| 4. <u>Office of Small Business Opportunities (2-10)</u> | GCS/OSBO |
| 5. <u>Transportation Program (Pages 11-16)</u> | Mr. Michael Maloney |
| 6. <u>The Comet Program (Pages 17-28)</u> | COMET |
| 7. <u>Other Business</u> | Mr. John P. Epting |
| • Next scheduled meeting: September 19, 2022 | |
| • TPAC Membership Update | |
| 8. <u>Adjournment</u> | |



Transportation Penny Advisory Committee Report

OSBO
Manager's Report

August 10, 2022

1. Executive Summary:

This report is submitted pursuant to Ordinance (s) 049-13HR and 058-16HR to ensure that the OSBO team provides support to the County to ensure that the SLBE has equal opportunity to participate in County contracts for all six (6) Industry Categories.

Primary Industry Category					
Construction Services	Professional Services	Non-Professional Services	Engineering Services	Architectural Services	Wholesale Operations

2. Purpose:

The purpose of this report is to manage the ongoing requirements of the Ordinance(s), and ensuring payment to contracted SLBEs.

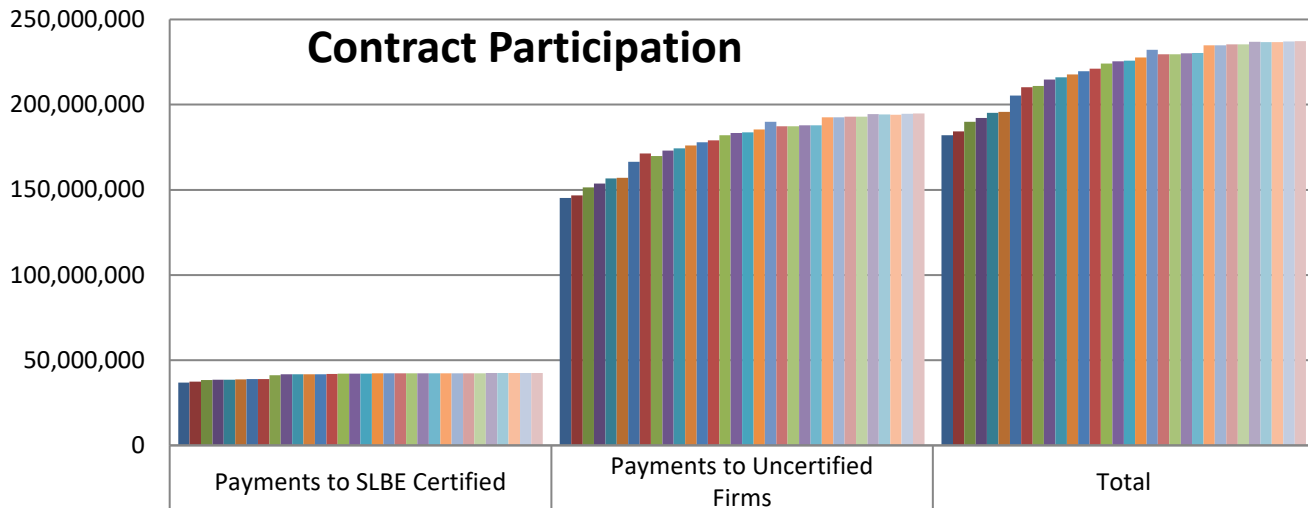
3. Office of the Small Business Opportunity Cross Functional Team

Team Matrix		
Name	Department	Title
Vacant	GCS	Director of GCS
Vacant	Transportation	Director of Transportation
Bryant Davis	GCS	Asst. Director of GCS
Erica Wade	OSBO	Manager of OSBO
Pam Green	OSBO	Assistant Manager of OSBO
Michelle Rosenthal	OSBO	Business Development Coordinator
Vacant	OSBO	Project Coordinator
Jennifer Wladischkin	Procurement	Manager of Procurement
Yolanda Davis	Procurement	Contract Specialist
Vacant	Transportation	Deputy Director
Vacant	Transportation	Senior Accountant
Nathaniel Miller	Transportation	Contract & Budget Manager

4. Goal Setting Committee (GSC)

Team Matrix		
Name	Department	Title
Erica Wade	OSBO	Manager of OSBO
Project Managers	Transportation	Project Manager
Michelle Rosenthal	OSBO	Business Development Coordinator
Margaret Jones	OSBO	Certification & Compliance Specialist
Jennifer Wladischkin	Procurement	Manager of Procurement
Vacant	Transportation	Estimator

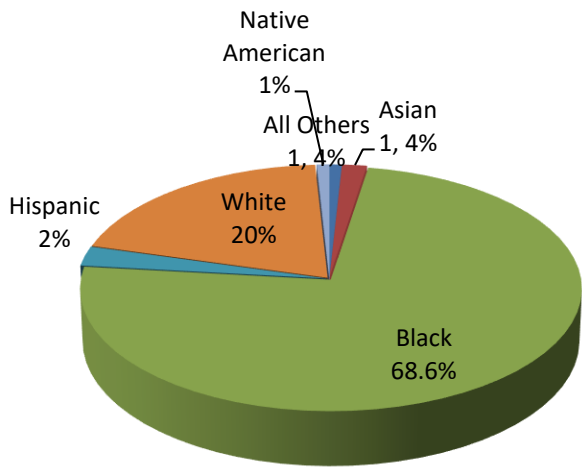
5. Analysis:



	Payments to SLBE Certified	Payments to Uncertified Firms	Total
16-Jul-19	36,874,220	145,152,340	182,026,560
17-Sep-19	37,473,273	146,742,374	184,215,647
15-Oct-19	38,383,126	151,503,956	189,887,082
14-Nov-19	38,496,430	153,619,259	192,115,689
14-Jan-20	38,523,255	156,705,179	195,228,434
7-Feb-20	38,695,648	157,051,672	195,747,320
24-Apr-20	38,866,455	166,379,141	205,245,596
18-May-20	38,871,422	171,323,232	210,194,654
23-Jun-20	41,131,329	169,774,876	210,906,205
27-Aug-20	41,703,727	173,066,890	214,770,617
23-Sep-20	41,777,877	174,332,410	216,110,287
22-Oct-20	41,721,101	176,030,848	217,751,949
19-Nov-20	41,792,337	177,842,068	219,634,405
14-Jan-21	42,019,418	179,047,628	221,067,046
18-Mar-21	42,076,070	181,960,860	224,036,930
20-Apr-21	42,154,269	183,322,004	225,476,273
19-May-21	42,208,221	183,644,213	225,852,434
24-Jun-21	42,217,760	185,447,251	227,665,011
23-Jul-21	42,219,454	189,892,961	232,112,415
24-Aug-21	42,232,702	187,258,224	229,490,926
23-Sep-21	42,263,519	187,227,407	229,490,926
19-Oct-21	42,284,576	187,780,426	230,065,002
16-Nov-21	42,329,427	187,932,217	230,261,644
15-Dec-21	42,368,514	192,504,275	234,872,789
20-Jan-22	42,368,514	192,504,275	234,872,789
24-Feb-22	42,370,634	192,992,792	235,363,426
15-Mar-22	42,377,985	192,985,441	235,363,426
13-Apr-22	42,445,693	194,430,587	236,876,280
12-May-22	42,445,693	194,152,954	236,598,647
15-Jun-22	42,456,491	194,142,156	236,598,647
12-Jul-22	42,456,491	194,614,686	237,071,177
11-Aug-22	42,456,491	194,734,112	237,190,603

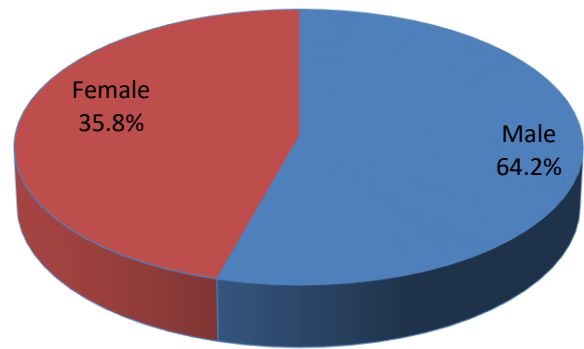
SLBE Firms by Ethnicity

Number of Firms, Percentage

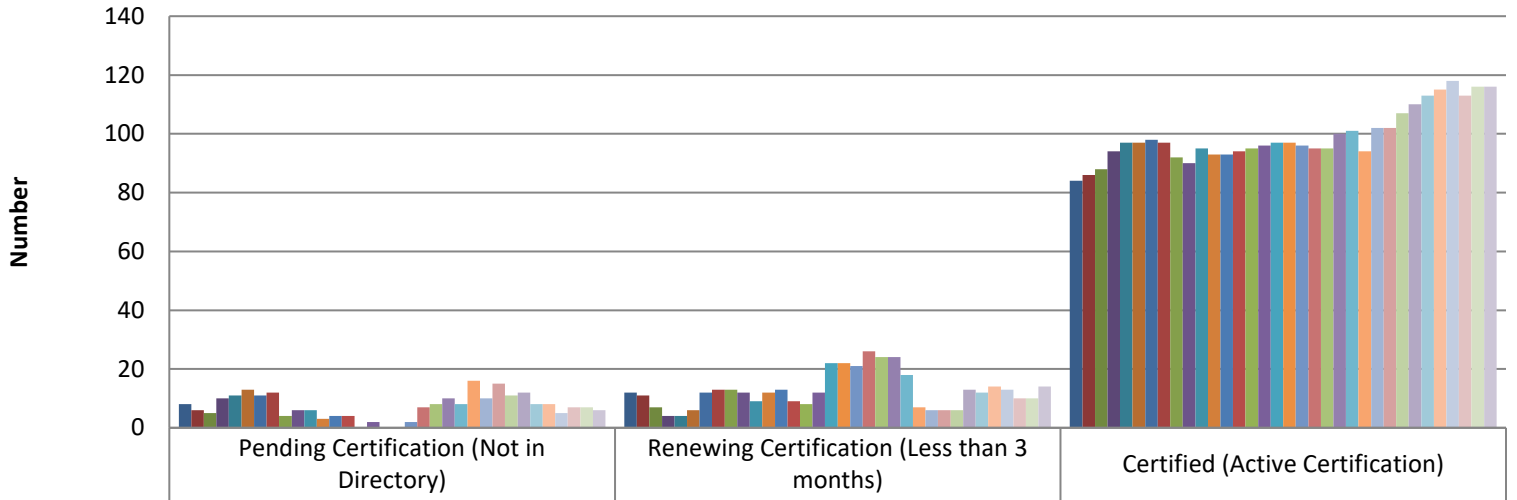


SLBE Firms by Gender

Number of Firms, Percentage



SLBE Certified Firm Status



	Pending Certification (Not in Directory)	Renewing Certification (Less than 3 months)	Certified (Active Certification)
■ 14-May-19	8	12	84
■ 18-Jun-19	6	11	86
■ 16-Jul-19	5	7	88
■ 17-Sep-19	10	4	94
■ 15-Oct-19	11	4	97
■ 14-Nov-19	13	6	97
■ 15-Jan-20	11	12	98
■ 7-Feb-20	12	13	97
■ 23-Apr-20	4	13	92
■ 18-May-20	6	12	90
■ 23-Jun-20	6	9	95
■ 27-Aug-20	3	12	93
■ 23-Sep-20	4	13	93
■ 22-Oct-20	4	9	94
■ 19-Nov-20	0	8	95
■ 14-Jan-21	2	12	96
■ 18-Mar-21	0	22	97
■ 20-Apr-21	0	22	97
■ 19-May-21	2	21	96
■ 24-Jun-21	7	26	95
■ 23-Jul-21	8	24	95
■ 24-Aug-21	10	24	100
■ 23-Sep-21	8	18	101
■ 19-Oct-21	16	7	94
■ 16-Nov-21	10	6	102
■ 15-Dec-21	15	6	102
■ 20-Jan-22	11	6	107
■ 24-Feb-22	12	13	110
■ 15-Mar-22	8	12	113
■ 8-Apr-22	8	14	115
■ 12-May-22	5	13	118
■ 15-Jun-22	7	10	113
■ 12-Jul-22	7	10	116
■ 11-Aug-22	6	14	116

SLBE GOAL PARTICIPATION UPDATE 2018-2021

Project Name	Sheltered Market	SLBE Goal	DATE
2017 Dirt Roads Package H	No	4.05%	February 6, 2018
2017 Dirt Roads Package G	Yes	4.98%	February 22, 2018
Sidewalk Package S-8	Yes	100%	April 19, 2018
Pedestrian Improvements at Intersections	No	12%	July 3, 2018
2018 Sidewalks – Koon Rd. & Farmview St.	Yes	100%	July 18, 2018
2016 PDT Sidewalks-Clemson Road	Yes	100%	October 2, 2018
2018 Richland County Dirt Roads Package I	No	5.95%	October 19, 2018
SERN NIP	No	17.3%	November 15, 2018
2018 Richland County Dirt Roads Project 7 Road Group	No	11%	December 31, 2018
Sidewalks S-13	No	25%	January 17, 2019
Sidewalk Package S-11	No	22%	January 28, 2019
North Springs and Harrington Intersection Improvements	No	15%	March 13, 2019
Atlas Road Widening Project	No	14%	April 4, 2019
2019 Resurfacing Package R	No	0%	April 17, 2019
Lakeside Subdivision (Incl. Sienna Dr.) Resurfacing	No	3%	August 1, 2019
Decker Woodfield NIP-Faraway Drive Sidewalk	No	25%	September 15,2020
Green Street Phase II	No	8.1%	September 18, 2019
Sidewalk S-12	No	19%	September 24, 2019
2019 Richland County Dirt Road Package K	No	23%	October 17, 2019
Dirt Road Paving Package L	No	24%	June 18, 2021
Bull Street & Elmwood Ave. Intersection Improvement	No	18%	May 24, 2021
Dirt Road Paving Package M	No	8.5%	October 1, 2021
Percival Rd/Screaming Eagle Rd	No	6%	November 16, 2021
Garners Ferry Road (US-378) and Harmon Road (S-86) Intersection Improvement Project	No	18%	December 7, 2021
Blythewood Road Widening	No	15%	March 17, 2022
Sunset Drive Sidewalk Improvement	No	23%	April 1, 2022
Brookfield Road Sidewalk & Chatsworth Shared-Use Pathway	No	25%	April 1, 2022
Dirt Road Package N	No	19%	June 21, 2022
PUBLIC WORKS			
Lakeside at Ballentine Resurfacing (Non-Transportation)	No	3%	August 1, 2019
Knollwood and Planters Drainage Improvement	Yes	100%	January 21, 2020
Miles Rd/3Bears Road Intersection Resurfacing	No	18%	February 27, 2020
Riverwalk Way and Stockland Road Resurfacing	No	34%	February 28, 2020
Wildewood Subdivision Selected Roadways	No	3%	May 18, 2020
Kneece Road Sidewalk	No	23%	January 7, 2021

Total Certified SLBE's by Industry

Industry	Total
Architectural & Engineering Services	8
Construction Services	38
Non-Professional	10
Professional	51
Wholesale	9
Total	116

6. Department Outlook:

- i. OSBO is reestablishing our collaboration efforts with our business and community partners and members of Richland County Council.
- ii. The Office has set a goal of expanding our SLBE Certification list by 60. Especially in specialty categories highly utilized at Richland County.
- iii. OSBO will continue to work with all county departments encouraging the utilization of our SLBEs.
- iv. OSBO is seeking ways to identify and increase contracting opportunities not just with Richland County Government, but also with our partners.
- v. OSBO is continuously setting SLBE utilization goals on a contract-by-contract basis on Richland County projects to include Transportation projects.
- vi. OSBO is in the process of upgrading our Business Development area. We will offer 1:1 business coaching and counseling services, access to capital coaching, business plan development, marketing coaching and assistance with various certification processes.
- vii. OSBO will continue to offer technical trainings and workshops for our small business community. OSBO is reviewing and updating the current SOPs, Policy and Procedure Manuals and the Ordinances.

• Business Development

- i. OSBO Website Highlights
- ii. Highlighted Article
 - Featured Story
 - Superior Heating and Air Conditioning, LLC
- iii. Manage and coordinate workshops and events to ensure SLBEs and local SBE have opportunities to attend technical and administrative training.
 - Continuing to focus on workshops which provides information to our internal departments about OSBO, and encouraging them to utilize our SLBEs as they make their purchases in the upcoming FY22/23.
 - Continuing to work with our partners on collaborative efforts for our technical workshops and trainings.
 - Coordinated the July Lunch & Learn – How Will Zoning Affect My Local Business?
 - Coordinated and participated the July 9, Workshop – I Made My Money but Where is My Cash
- iv. Attend and participated in following outreaches that provide exposure and awareness of the services the OSBO Office offers to the local business community:
 - 1 Million Cups Columbia, weekly meetings networking with entrepreneurs and exchanging of information and ideas. Connected with two potential prospects for SLBE Certification information.

2022 Office of Small Business Opportunity Business Academy

INTERNAL ADMINISTRATIVE WORKSHOPS 2022	DATE 2022	NO. ATTENDED
How to Pitch Your Business Workshop Series (In-person) due to the rise in Covid-19 cases this workshop format is changed to Virtual and consolidated with the Jan 13 workshop)	Jan 12	
How to Pitch Your Business Workshop Series (Virtual)	Jan 13	68
Did I Win the Bid? Understanding Contracting Series, Part-1, Becoming bid eligible and finding federal, state, and local government contracts	Jan 15	26
Did I Win the Bid? Understanding Contracting Series, Part-2, Estimating your government contract bid (Due to inclement weather this workshop format is changed to Virtual)	Jan 22	25
Did I Win the Bid? Understanding Contracting Series, Part-3, Preparing a government contract	Jan 29	30
Investors and Loan Options for Your Business with Google	Jan 25	16
Create a Project Plan with Google Sheets	Jan 28	23
Build Your Professional Brand w/Google	Jan 31	34
South Carolina Small Business Development Center - How to write a Business Plan (OSBO Partners)	Feb 3	85
"Cash App me" The right way (Hybrid)	Feb 16	31
Learn About Investors and Loan Options for Your Small Business Part 1	Feb 25	17
Make Better Business Decisions with Analytics	Feb 28	16
Lunch & Learn – How to Create an Effective Capability Statement 3rd Thursday of the Month. Topics and delivery (In-person or virtual) may vary	Mar 17	35
Lunch & Learn – Richland County Business Licenses: New Law, New Action	Apr 21	90
Lunch & Learn – Establishing Business Credit	May 19	78
I Made My Money but Where is My Cash	Jul 9	10
How Will Zoning Affect My Local Business?	Jul 21	
TOTAL		584

(Schedule subject to change)

• Certification and Compliance Report

August 10, 2022

i. Conducted three (2) Site Visits for Certification

- Site visits provide validation of business, owner equipment, etc. OSBO staff members had the opportunity to interview owner and answer questions from the owner.
- Certifying Companies: Precious Jewels Medical & Health Services and Smooth Shine Cleaning Services. (Professional Services)

ii. Contacted and sent renewal (14 pending) notices to SLBEs

- OSBO reporting provides a 30/60/90 days of implementing renewals to help retain our SLBEs
- Eight (6) pending applications in the areas of Professionals.

iii. Posted payments for Prime Contractors

- Posted payment for Prime Contractors in the Supplier Diversity Management System (B2g) which allows subcontractor to confirm payments

- **Program Coordinator (Vacant position)**

Transportation Update- August 15, 2022

General Information

Committee\Council Approvals

- Award of Engineering: Clemson – Sparkleberry Intersection (Holt Consulting Company, LLC)
- Award of Construction: Screaming Eagle – Percival Intersection (C.R. Jackson, Inc)
- Request for Funding: Innovista Phase 3

Upcoming Committee\Council Items

Pre-Construction Update

- Alpine Rd. Sidewalk – County’s DPW & Land Development approved sediment/erosion control. SCDOT’s LPA/DBE requirements is to be verified. Expect to receive ATP for Construction from SCDOT. OET is in final stages of preparing final bid documents for advertisement.
- Atlas Rd. Widening – Preliminary Construction Plans submitted to SCDOT and CSX. Following approval from both organizations, Final Construction Plans will be developed for construction advertisement. Other tasks include finalizing waterline relocations with City of Columbia and other minor utility items.
- Bluff Rd. Widening Phase 2 – The June public input meeting resulted in changes that the OET is working on preparing a revised cost estimate.
- Blythewood Rd. Widening – Right of way negotiations are ongoing for the remaining properties. Final plans and bid documents are scheduled to be completed and submitted to county personnel by late August 2022.
- Blythewood Rd. Area Improvements – The County will set up a meeting with the Town of Blythewood to discuss a change in termini, due the SCDOT claiming ownership of all of McNulty Street, except for the portion between Boney Road and the County Road that runs between Pope –Davis Tire and Bojangles.
- Broad River Rd. Corridor NIP – The OET has begun work on surveying the site and performing traffic studies. Preliminary Plans are approximately 95% complete and ROW Plans are approximately 39%.
- Broad River Rd. Widening – 30% Preliminary Plans are under development. Transportation is developing cost estimates to leave the 54” waterline in place with protection and to fully relocate waterline. Once completed, SCDOT to make decision on our request to leave the 54” waterline in place.
- Bull\Elmwood Intersection – The project was advertise as of June 8, 2022 and the advertisement closed on or about July 18, 2022. The bids came in too high. The County setup a meeting with the lowest

bidder to negotiate cost within an acceptable range.

- Crane Creek NIP – Design for phases 2 and 3 continues.
 - Phase 2 includes new sidewalks along Blue Ridge Terrace, Heyward Brockington Rd, and Crane Church Road
 - Phase 3 includes new sidewalks along Dakota Dr, Seagull Ln., Roberson St., and Lincolnshire North Dr.
- Crane Creek Greenway – The underpass option was rejected by City of Columbia (previously rejected by Norfolk Southern Railroad) as the proposed tracks would cause significant maintenance concerns of the tunnel and the sump pump. The option of crossing over the tracks further north, where a gradual ramp with landings could lead to an overhead and connect on the other side to a high point was also a concern to the City due to lack of ADA accessibility as well as the infrastructure that would be required to provide accessibility in this location. There is a proposal to continue the track north along the river, cross I-20, and connect to the proposed alignment of the Palmetto Trail. This could also provide more feasible connectivity to the neighborhoods north of I-20 (Denny Terrace). OET will make assessment on this.
- Decker\Woodfield NIP –
 - Brookfield Rd. Sidewalk\Chatsworth Connector - SCDOT has provided comments on the final construction plans, and the OET has addressed comments and resubmitted to SCDOT. A maintenance agreement between the County and RCRC will need to be executed in order for RCRC to take over permanent maintenance of the Connector. This portion of the NIP will also have intersection pedestrian improvements along Decker Blvd. added to it, which will include work at the intersection of Decker Blvd. with O'Neil Ct, Brookfield Rd, Faraway Dr., and Percival Rd.
 - Hunt Club Rd – The OET is finalizing 30% plans.
- Garners Ferry\Harmon Intersection – Pre-Construction and utility coordination meetings held. Construction is scheduled to begin August 22, 2022.
- Gills Creek Greenway – Transportation has launched consultant to develop greenway plans between Fort Jackson Blvd and Mikel Lane. The finalizing of the termini was confirmed following multiple scope evaluations.
- Lower Richland Blvd. Widening – The OET is working on finalizing preliminary plans.
- Percival Rd. Sidewalk – Final updates to Preliminary Construction Plans. Other action items include coordination with local utilities to address conflicts.
- Pineview Rd. Widening – The County received comments from SCDOT on 30% preliminary plans. The OET is working on a response to SCDOT's comments. The County will submit the response to SCDOT

after receiving and reviewing them.

- Polo Rd. Widening – The OET has submitted 30% plans to SCDOT for review. OET to submit Scope of Work for ROW, utility coordination, and design services during construction.
- Resurfacing Package S – Pre-bid held on July 26, 2022. Q/A provided to vendors. Deadline to submit questions on August 8, 2022. Deadline to submit bids August 18, 2022.
- Resurfacing Package T – Cost estimate, quantities, project manual, and required documents submitted to Procurement. Pre-bid scheduled for August 23, 2022.
- Screaming Eagle\Percival Intersection – Construction was awarded to C.R. Jackson, Inc.
- Southeast Richland Neighborhood Project (SERN) Phase 2 – Extension of sidewalk along Rabbit Run Road from Garners Park Road to Trotter Road, recently approved by Council.
- Smith\Rocky Branch Greenway – The City completed the review of the 30% structural plans and ROW plans. The City provided a detail for the handrailing. The OET will address the City's comments and proceed to the 90% plans.
- Spears Creek Church Road Widening- The OET is waiting for final approval from SCDOT on the preliminary plans. Preliminary utility coordination has begun.
- Sunset Dr. Sidewalk - Final Construction Plans were resubmitted to SCDOT on June 21, 2022, we have received comments for SCDOT and have responded to comments.
- Trenholm\Newcastle NIP – The OET is working to complete preliminary plans with changes..
- Dirt Road Design Evaluation- Transportation has launched plan to work with consultants on previously dropped dirt road paving projects to evaluate each dirt road to determine those that can be moved to construction. Goals is to evaluate in excess of 50 dirt roads.

Construction Update

- Dirt Road Package K- Construction is substantially complete.
 - Robert James Rd., Rocky Rd., Barkley Rd., South Dr.
- Dirt Road Package L – Base course installation underway on Dogwood Shores Lane and Wider Road. Coordination completed with construction of adjacent dam to avoid damages to our roads.
- Dirt Road Package M – Includes the following roads: Bow String Rd., Maggie Hipp Rd., Rosa Dowdy Rd., and Tall Oaks Dr. Base course installed on Bow String Rd and rough grading underway on Tall Oaks Drive.
- Dirt Road Package N- Advertised for construction. Roads include Summer Haven Drive, Vallenga Drive and Cornell Adams Run. Bid Opening date is August 12, 2022
- Innovista Phase II- Approximately 90% complete. Shade structure still needs to be manufactured and installed and the Devine and Gadsden railroad crossings need to be closed. The City still needs to

petition the court for the two closures. The bridge opening is expected to occur mid-November.

- North Main Street – The intersection with Monticello Rd. work is scheduled to resume on September (Labor Day week).
- Resurfacing Package R- Approximately 95% complete. Final walk through to be scheduled soon.
- Three Rivers Greenway Ph. 1B – Construction is complete, contractor is working to finalize as-builts.

Open Solicitations:

- Bull\Elmwood Intersection: Spring 2022

Upcoming Solicitations:

- Alpine Road Sidewalk- Summer 2022
- Percival Road Sidewalk: Summer 2022
- Sunset Drive Sidewalk: Summer 2022
- Atlas Road Widening Phase 1: Summer 2022
- Blythewood Widening: Fall 2022
- Dirt Road Package N: Summer 2022
- Resurfacing Package S: Summer 2022

RESURFACING PACKAGE S

Name	District(s)
1. <u>Acme St</u>	<u>10</u>
2. <u>Alcott Dr</u>	<u>4</u>
3. <u>Arbor Oaks Ct</u>	<u>2</u>
4. <u>Bamboo Grove Ct</u>	<u>1</u>
5. <u>Beaver Creek Cir</u>	<u>7</u>
6. <u>Bedford Dr/Rd</u>	<u>7</u>
7. <u>Bennie Dr</u>	<u>2</u>
8. <u>Cape Flattery Ct</u>	<u>2</u>
9. <u>Carlow Dr</u>	<u>11</u>
10. <u>Charlwood Ct</u>	<u>1</u>
11. <u>Chatteris Rd</u>	<u>1</u>
12. <u>Cockspur Cir</u>	<u>1</u>
13. <u>Cordova Dr</u>	<u>7</u>
14. <u>Crayford Rd</u>	<u>1</u>
15. <u>Crooked Stick Ct</u>	<u>7</u>
16. <u>Deer Tract Dr</u>	<u>1</u>
17. <u>Doncaster Ct</u>	<u>1</u>
18. <u>E Creek Ct</u>	<u>1</u>
19. <u>Ellafair Ln</u>	<u>1</u>
20. <u>Freestone Dr</u>	<u>7</u>
21. <u>Harrington Ct</u>	<u>1</u>
22. <u>Hever Ct</u>	<u>1</u>
23. <u>Hunter Hill Rd</u>	<u>1</u>
24. <u>Jarrold Ct</u>	<u>2</u>

Name	District(s)
25. <u>Jim Koon Rd</u>	<u>2</u>
26. <u>Kirton Ct</u>	<u>1</u>
27. <u>Lakewood Cir</u>	<u>2</u>
28. <u>Lee Ridge Ct</u>	<u>7</u>
29. <u>Lamson Dr</u>	<u>1</u>
30. <u>Nevamar Dr</u>	<u>3</u>
31. <u>Newcastle Dr</u>	<u>3</u>
32. <u>North Hunters Ct</u>	<u>3</u>
33. <u>Pelican Cir</u>	<u>7</u>
34. <u>Rock Hampton Rd</u>	<u>1</u>
35. <u>Rushing Wind Dr</u>	<u>1</u>
36. <u>South Mercer Ct</u>	<u>2</u>
37. <u>South Hunters Ct.</u>	<u>3</u>
38. <u>Sesqui Trl</u>	<u>8, 9</u>
39. <u>Springcrest Dr</u>	<u>7</u>
40. <u>Stonewall Ct</u>	<u>1</u>
41. <u>Stoney Point Ln</u>	<u>1</u>
42. <u>Innis Ct</u>	<u>8</u>
43. <u>Tapp Pt</u>	<u>1</u>
44. <u>Timberlake Ct</u>	<u>1</u>
45. <u>Top Flight Ct</u>	<u>1</u>
46. <u>Treyburn Rd</u>	<u>1</u>
47. <u>Wenlock Cir</u>	<u>1</u>
48. <u>Whitmell Ave</u>	<u>3</u>
49. <u>Woodhouse Ct</u>	<u>1</u>

RESURFACING PACKAGE T

Name	District(s)
1. <u>Berry Ridge Cir</u>	<u>8</u>
2. <u>Brassie Ct</u>	<u>9</u>
3. <u>Briar Ln</u>	<u>6</u>
4. <u>Brookmist</u>	<u>8</u>
5. <u>Cambride Oaks Ct</u>	<u>8</u>
6. <u>Cambride Oaks Dr</u>	<u>8</u>
7. <u>Chillingham Rd</u>	<u>1</u>
8. <u>Cobblestone Ct</u>	<u>1</u>
9. <u>Dovecreek</u>	<u>8</u>
10. <u>Flowerwood Ct</u>	<u>11</u>
11. <u>Harleston Rd</u>	<u>1</u>
12. <u>Hunt Cup Ln</u>	<u>9</u>
13. <u>Jim Koon Rd</u>	<u>2</u>

Name	District(s)
14. <u>Old Still Rd W</u>	<u>9</u>
15. <u>Mauney Dr</u>	<u>10</u>
17. <u>Pisgah Dr</u>	<u>11</u>
18. <u>Ridge Pond Dr</u>	<u>8</u>

19. <u>Saxon Shore Rd</u>	<u>11</u>
20. <u>Shallow Brook Dr</u>	<u>9</u>
21. <u>Signal Ln</u>	<u>1</u>
22. <u>Silver Lake Cir</u>	<u>1</u>
23. <u>Walden Oak Ct</u>	<u>9</u>
24. <u>Waterton Way</u>	<u>9</u>
25. <u>Woodbranch Rd</u>	<u>8</u>
26. <u>Woodglen Ln</u>	<u>1</u>



TO: Transportation Penny Advisory Committee, et al
FROM: Jackie Bowers & The COMET Team
SUBJECT: The COMET - Planning Activities

The COMET provides this status updates:

- A. Lucius Rd Super Stop Update (July 2022)
- B. Continued coordination of plans for all construction projects for new bus stops amenities (July 2022)
- C. Current Ridership (July 2022)
- D. Condensed Financial Data (June 2022)
- E. DBE spending reports local (June 2022)

Any additional information, please contact Jackie Bowers at JBowers@thecometsc.gov or 803 255 7132.

LUCIUS ROAD SUPERSTOP

CENTRAL MIDLANDS REGIONAL TRANSIT AUTHORITY
COLUMBIA, SOUTH CAROLINA



MONTHLY PROGRESS REPORT

DATE: July 31, 2022

Project Summary

The Lucius Road Superstop project site encompasses over 4.65 acres, which is now approximately 60% physically and 48% financially completed. The general contractor has cleared and grubbed the entire project site except for removal of 1,500 cubic yards of unsuitable material. This issue is being handled by Davis and Floyd, who has contacted several agencies soliciting assistance in taking this material for their own personal use. As of this monthly progress report, Cherokee has invoiced the project for the sum of \$558,137.65, which equals 55% of the overall contract budget.

Due to unapproved change request #005, construction activities were suspended at the project site for three (3) workdays until an alternative option was presented to CMTRA, which included change request #006, with scope of work for hauling 1,200 cubic yards of engineering material. This material would be used to bring the site up to grade elevation and prepare the site for pouring concrete.

From an overall project progress perspective, all the underground storm water utilities have been installed, including underground electrical rough – ins, curbs, and gutters that have been installed in Tier #1 and #2 areas. The sidewalks have been held up due to SCDHEC manpower staffing to approve the Notice of Intent (NOI) permit which was issued in June. This delay has caused a potential impact to the project completion date of the Lucius Road Superstop project.

Finally, the Lucius Road Superstop project is progressing sufficiently even though the project has been delayed for numerous reasons and is on schedule as per Cherokee’s contract completion date of October 2022.

Progress Photos

Aerial view of the Lucius Road Superstop Project.



Project Budget

Current Contract

- a) Budgets - \$1,783,569.28
- b) Total monthly invoices accrued to date – \$558,137.65
- c) Total amount of change order approved to date – \$217,812

August 4, 2022

Derrick Huggins
Interim Executive Director
The COMET
3613 Lucius Rd
Columbia, SC 29201

Re: Bus Stop Shelter and Bench Permitting - Summary of Work
D&F Job Number: 13827.00

Dear Mr. Huggins:

WORK COMPLETED THIS PERIOD:

- Site Designs, Status Reports, Effort Review, and Project Management
- Coordination with SCDOT regarding outstanding permits.
- Bi-Weekly Meeting with Eric Harris to discuss new work requests and review pending questions needing COMET input

WORK IN PROGRESS:

- AOS has the following stop under construction: Stop #1407 Bull Richland SB

UNRESOLVED ISSUES:

- None

PENDING ITEMS REQUIRING CLIENT ACTION:

- Stop #1654, Approval and signature for encroachment agreement with Dixie Pipeline.

Very truly yours,

DAVIS & FLOYD



Todd J. Warren, PE
Vice President

COMET Shelter and Bench Permitting Status August 2022

Completed Sites

Shelters

None for this period

Benches

None for this period

Boarding and Alighting

None for this period

Approved Sites

Shelters

Stop #1654 Broad Shivers NB (Awaiting signed agreement between COMET and Dixie Pipeline)

Stop #1407 Bull Richland SB

Benches

Stop #1650 Hardscrabble Bush NB (Awaiting sidewalk completion of Hardscrabble Widening)

Boarding and Alighting

None for this period

Sites Currently Under Permit Review

Shelters

Stop #43 Pendleton Barnwell EB – City of Columbia (City requesting neighborhood feedback)

Stop #269 Gavilan Campanella - SCDOT

Benches

Stop #223 Read Oak EB – City of Columbia (City requesting neighborhood feedback)

Sites in Design

Shelters

Stop #788 Decker Boulevard and Wedgefield Road

Stop #1192 Medical Park @ Prisma Health

Stop #1037 Forest Trenholm WB

Benches

Stop #225 Harbison Boulevard and Parkridge Drive

Stop #99 Park Abbeville SB

Stop #1378 W Hospital Sunset NB

Stop #676 Park Elmwood NB

Stop #1134 Broad Zimalcrest SB

Stop #325 Broad Rushmore NB

Stop #331 Broad Shivers SB

Stop #653 Main Colleton SB

Stop #683 Main Prescott NB

Stop #1655 Broad Beatty NB

Stop #21 Harden Rosewood NB

Boarding and Alighting

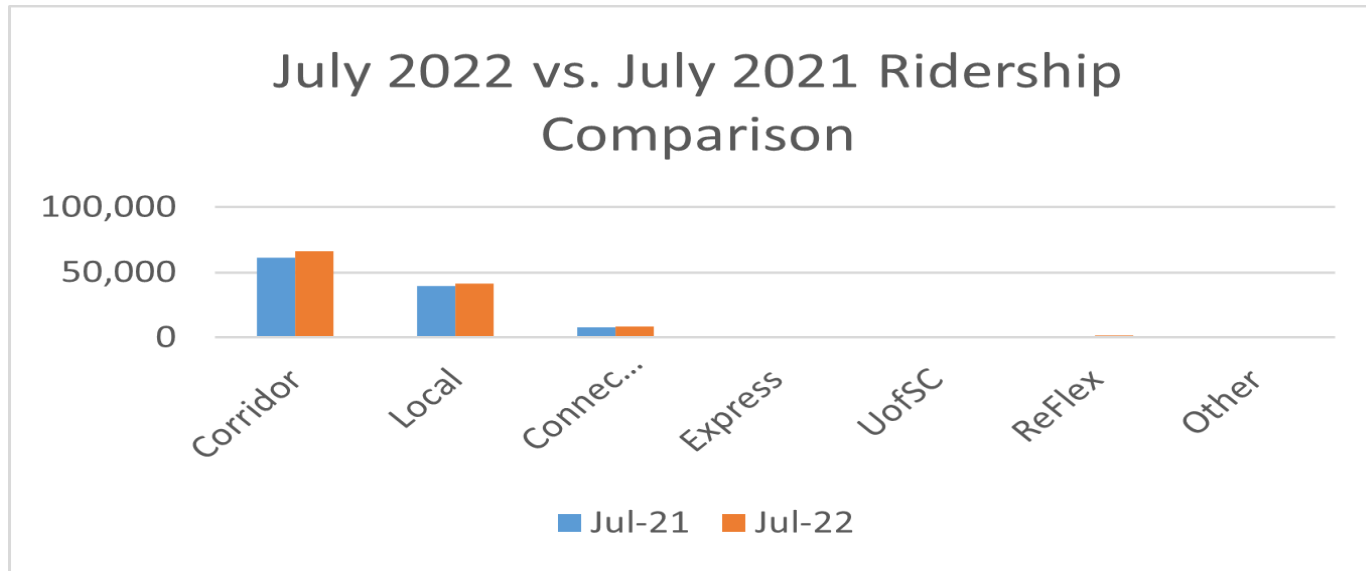
None for this period



All Aboard



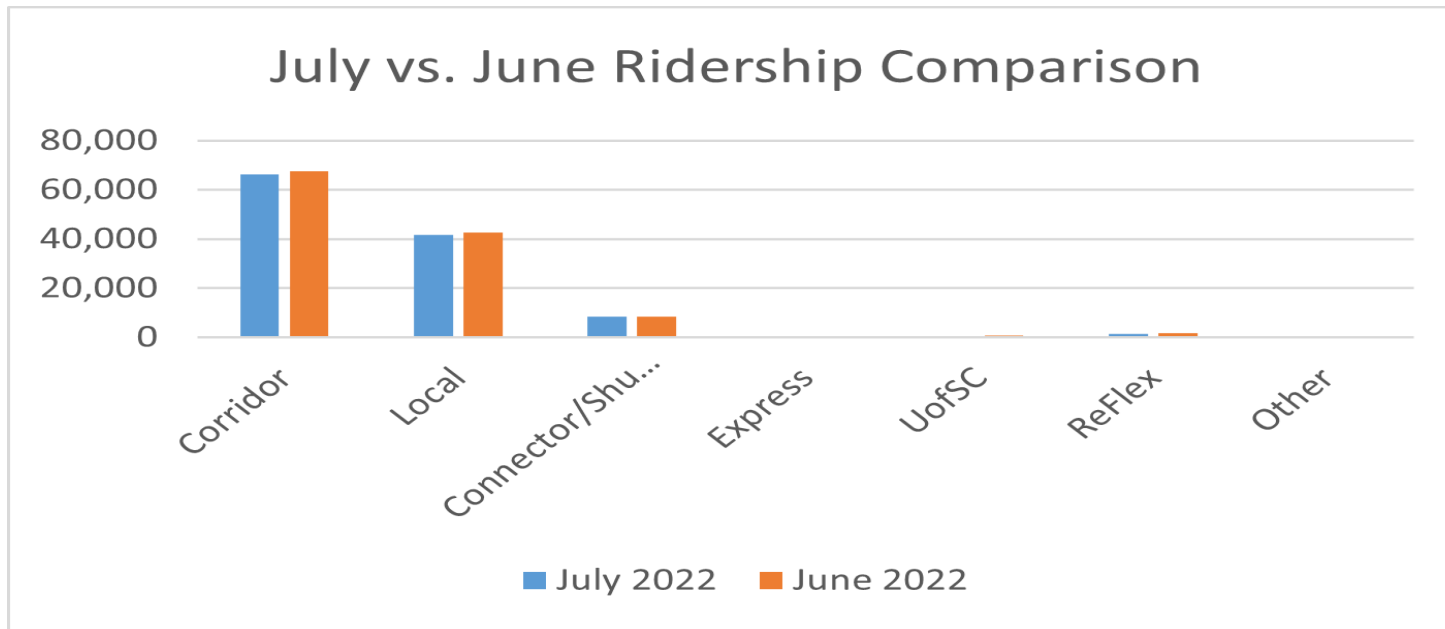
- **118,533 total ridership for July 2022**
- 117,893 total ridership for July 2021
- There was no significant change in ridership compared to July 2021





Previous Month Comparison

- **118,533 total ridership for July 2022**
- 121,579 total ridership for June 2022
- Ridership decreased -2.5% compared to June 2022





Average Daily Ridership



Average Daily Ridership

Month	Monthly Ridership		Average Daily Ridership		
	2021	2022	2021	2022	% Change
January	201,634	106,428	28,805	15,204	-47%
February	180,366	112,303	25,767	16,043	-38%
March	197,617	138,952	28,231	19,850	-30%
April	152,549	134,878	21,793	19,268	-12%
May	134,918	121,579	19,274	17,368	-10%
June	112,849	121,607	16,121	17,372	8%
July	111,695	118,533	15,956	16,933	6%
August	137,928		19,704	-	-100%
September	158,796		22,685	-	-100%
October	138,010		19,716	-	-100%
November	101,489		14,498	-	-100%
December	112,745	-	16,106	-	
Year to Date	1,740,596	854,280	248,657	122,040	-51%



Central Midlands Regional Transit Authority
Condensed Statement of Financial Position
Period Ended 06/30/22

FY 2022

	Actual PTD 6/30/2022	Actual YTD 6/30/2022	Budgeted Amount	
			YTD	Annual
Revenues:				
Passenger Fares/Revenue Contracts	188,613	3,605,666	3,284,676	3,284,676
Special (Advertising, Interest, Rental, Etc)	182,120	804,861	408,720	408,720
Admin/Misc/Gain(Loss) Sale of Assets	1,169	(4,675)	107,162	107,163
Local Revenue (The Penny)	(1,120)	25,206,412	19,946,928	19,946,928
Reimbursement (RTAP, UofSC, etc)	-	885,461	882,203	882,203
State (SCDOT)	-	(0)	940,286	940,287
CBDG & Hospitality	5,000	9,230	12,000	12,000
Federal (CARES Act, CRRSA, ARP)	9,192,847	19,243,539	22,622,957	22,622,957
Total Revenue	\$ 9,568,628	\$ 49,750,493	\$ 48,204,932	\$ 48,204,933

Expenses:

Contract Operator	1,612,670	21,171,550	23,625,052	23,625,051
Federal/State (Capital, PM, NPM)	143,781	2,074,403	16,407,401	16,407,403
Fuel	292,151	2,239,732	3,470,464	3,470,464
Administrative (includes Salaries & Benefits)	133,077	1,420,715	1,819,784	1,819,784
Professional Services	119,827	1,276,477	1,354,126	1,354,126
Utilities	25,448	304,390	363,960	363,960
Other Operating Expenses	19,905	213,171	1,164,145	1,164,145
Depreciation	283,573	3,418,850	-	-
Total Expenses	\$ 2,630,431	\$ 32,119,287	\$ 48,204,933	\$ 48,204,934


**Net Income (Loss) From Operations +
Depreciation add back:**

\$ 7,221,770	\$ 21,050,056	\$ -	\$ (0)
---------------------	----------------------	-------------	---------------

Cash:

Petty Cash		299	
<i>OPTUS Bank</i>			
Operating Reserve Funds	4,023,275		
Capital Reserve Funds	2,759,356	6,782,631	
<i>Local Gov't Investment Pool</i>			
Emergency Reserve	10,180,709		
Operating Reserve	11,591,955	21,772,664	
<i>Security Federal Bank</i>			
Operating/Sweeps Acct		13,191,624	
Total Cash		\$ 41,747,218	
Total Assets		\$ 75,752,198	
Total Current Liabilities		\$ 5,945,006	

M/DBE Tracking
Local Funds Only
July 1, 2020 - June 30, 2022

Fiscal Year Summary (July 1, 2020 - June 30, 2022)			The COMET/Contractors Vendor Name	The COMET Paid Vendor YTD	Amount DBE Paid YTD* (Direct/Indirect)	Contract M/DBE Requirement	Percentage of Goal Achieved
Vendors Paid - Contracts with M/DBE Goal	\$ 38,529,308.37	1	A James Global Services	\$ 136,311.56	\$ 136,311.56	100%	100%
# M/DBEs Paid*	\$ 9,302,393.32	2	AOS Specialty Contractors (20%)	\$ 337,410.92	\$ 337,410.92	100%	100%
The COMET M/DBE Goal	25%	3	Able South Carolina	\$ 235,322.19	\$ 2,900.00	2%	1%
M/DBE Goal Percentage Achieved	24.1%	4	Amerigas	\$ 849,905.25	\$ 9,360.00	2%	1%
# Vendors with M/DBE Goal	18	5	B & C Associates	\$ 183,771.10	\$ 183,771.10	100%	100%
Note: Data reviewed from The COMET's Check Register from July 2020 -June 2022		6	Brownstone Construction Group (MBE) (20%)	\$ 126,316.46	\$ 120,547.86	2%	95%
**Payments being verified for RATP Dev/Payments reflect up thru June 2022		7	Burr Furman McNair	\$ 518,291.97	\$ 73,730.00	2%	14%
		8	Capital Building Services	\$ 116,854.61	\$ 116,854.61	100%	100%
		9	Chernoff Newman	\$ 90,268.75	\$ 4,050.00	2%	4%
		10	CR Jackson Inc (20%)	\$ 128,835.66	\$ 14,668.00	5%	11%
		11	Flock and Rally	\$ 614,249.89	\$ 614,249.89	100%	100%
		12	IT1 Solutions (20%)	\$ 41,658.60	\$ 325.14	2%	1%
		13	New Age Protection	\$ 411,956.70	\$ 411,956.70	100%	100%
		14	RATP Dev**	\$ 34,100,042.79	\$ 7,227,428.36	20.06%	21%
		15	Strategic Mapping (20%)	\$ 367,110.40	\$ 18,390.00	7%	5%
		16	Tolar Manufacturing (20%)	\$ 181,832.60	\$ 6,454.66	2%	4%
		17	Transit Mgmt Oversight & Solutions	\$ 17,014.92	\$ 17,014.92	100%	100%
		18	Walker White (20%)	\$ 72,154.00	\$ 6,969.60	12%	10%
		Total Payments		\$ 38,529,308.37	\$ 9,302,393.32		24.1%