



## TRANSPORTATION PROGRAM

### Transportation Penny Advisory Committee **AGENDA**

**Monday, June 20, 2022 - 5:30 PM**  
**Administration Conference Room**

- |   |                     |
|---|---------------------|
| 1. <u>Call to Order</u>                                       | Mr. John P. Epting  |
| 2. <u>Public Comments</u>                                     | Mr. John P. Epting  |
| 3. <u>Approval of Jan 24th Meeting Minutes</u>                | Mr. John P. Epting  |
| 4. <u>Office of Small Business Opportunities (Pages 2-10)</u> | GCS/OSBO            |
| 5. <u>Transportation Program (Pages 11-17)</u>                | Mr. Michael Maloney |
| 6. <u>The Comet Program (Pages 18-26)</u>                     | COMET               |
| 7. <u>Other Business</u>                                      | Mr. John P. Epting  |
| • Next scheduled meeting: July 18, 2022                       |                     |
| • TPAC Membership Update                                      |                     |
| 8. <u>Adjournment</u>   |                     |



## Transportation Penny Advisory Committee Report

OSBO  
Manager's Report

June 15, 2022

**1. Executive Summary:**

This report is submitted pursuant to Ordinance (s) 049-13HR and 058-16HR to ensure that the OSBO team provides support to the County to ensure that the SLBE has equal opportunity to participate in County contracts for all six (6) Industry Categories.

Primary Industry Category					
Construction Services	Professional Services	Non-Professional Services	Engineering Services	Architectural Services	Wholesale Operations

**2. Purpose:**

The purpose of this report is to manage the ongoing requirements of the Ordinance(s), and ensuring payment to contracted SLBEs.

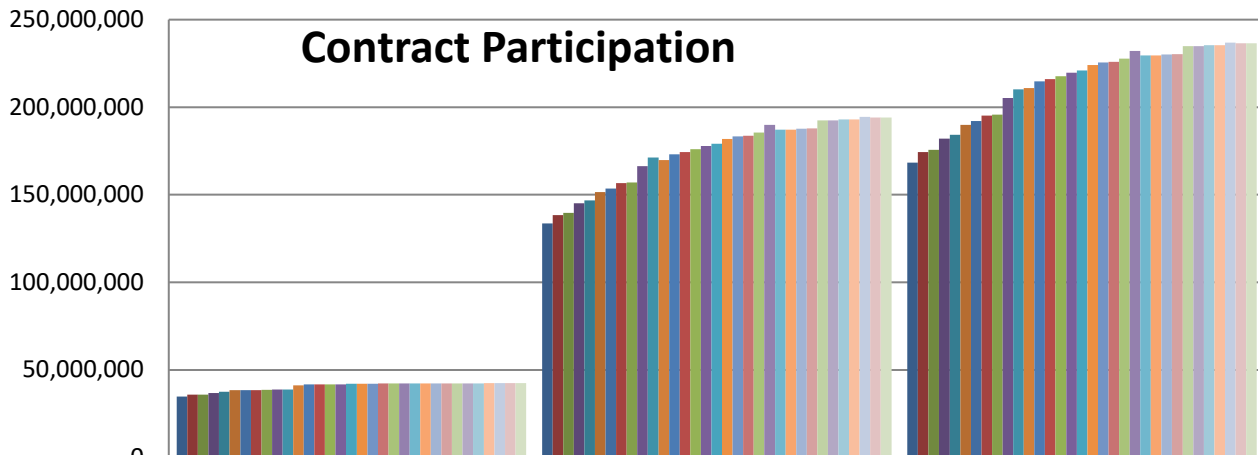
**3. Office of the Small Business Opportunity Cross Functional Team**

Team Matrix		
Name	Department	Title
Vacant	GCS	Director of GCS
Vacant	Transportation	Director of Transportation
Bryant Davis	GCS	Asst. Director of GCS
Erica Wade	OSBO	Manager of OSBO
Pam Green	OSBO	Assistant Manager of OSBO
Michelle Rosenthal	OSBO	Business Development Coordinator
Vacant	OSBO	Project Coordinator
Jennifer Wladischkin	Procurement	Manager of Procurement
Yolanda Davis	Procurement	Contract Specialist
Vacant	Transportation	Deputy Director
Vacant	Transportation	Senior Accountant
Nathaniel Miller	Transportation	Contract & Budget Manager

**4. Goal Setting Committee (GSC)**

Team Matrix		
Name	Department	Title
Erica Wade	OSBO	Manager of OSBO
Project Managers	Transportation	Project Manager
Michelle Rosenthal	OSBO	Business Development Coordinator
Margaret Jones	OSBO	Certification & Compliance Specialist
Jennifer Wladischkin	Procurement	Manager of Procurement
Vacant	Transportation	Estimator

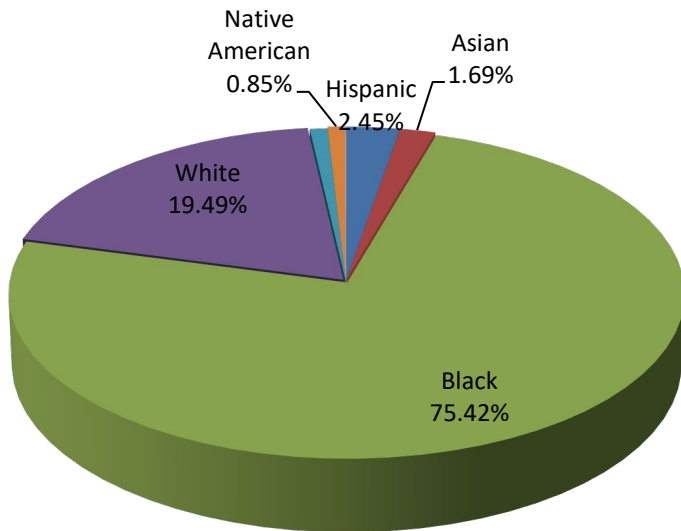
5. Analysis:



	Payments to SLBE Certified	Payments to Uncertified Firms	Total
16-Apr-19	34,762,568	133,599,345	168,361,913
14-May-19	35,884,580	138,427,667	174,312,247
19-Jun-19	35,889,391	139,733,398	175,622,789
16-Jul-19	36,874,220	145,152,340	182,026,560
17-Sep-19	37,473,273	146,742,374	184,215,647
15-Oct-19	38,383,126	151,503,956	189,887,082
14-Nov-19	38,496,430	153,619,259	192,115,689
14-Jan-20	38,523,255	156,705,179	195,228,434
7-Feb-20	38,695,648	157,051,672	195,747,320
24-Apr-20	38,866,455	166,379,141	205,245,596
18-May-20	38,871,422	171,323,232	210,194,654
23-Jun-20	41,131,329	169,774,876	210,906,205
27-Aug-20	41,703,727	173,066,890	214,770,617
23-Sep-20	41,777,877	174,332,410	216,110,287
22-Oct-20	41,721,101	176,030,848	217,751,949
19-Nov-20	41,792,337	177,842,068	219,634,405
14-Jan-21	42,019,418	179,047,628	221,067,046
18-Mar-21	42,076,070	181,960,860	224,036,930
20-Apr-21	42,154,269	183,322,004	225,476,273
19-May-21	42,208,221	183,644,213	225,852,434
24-Jun-21	42,217,760	185,447,251	227,665,011
23-Jul-21	42,219,454	189,892,961	232,112,415
24-Aug-21	42,232,702	187,258,224	229,490,926
23-Sep-21	42,263,519	187,227,407	229,490,926
19-Oct-21	42,284,576	187,780,426	230,065,002
16-Nov-21	42,329,427	187,932,217	230,261,644
15-Dec-21	42,368,514	192,504,275	234,872,789
20-Jan-22	42,368,514	192,504,275	234,872,789
24-Feb-22	42,370,634	192,992,792	235,363,426
15-Mar-22	42,377,985	192,985,441	235,363,426
13-Apr-22	42,445,693	194,430,587	236,876,280
12-May-22	42,445,693	194,152,954	236,598,647
15-Jun-22	42,456,491	194,142,156	236,598,647

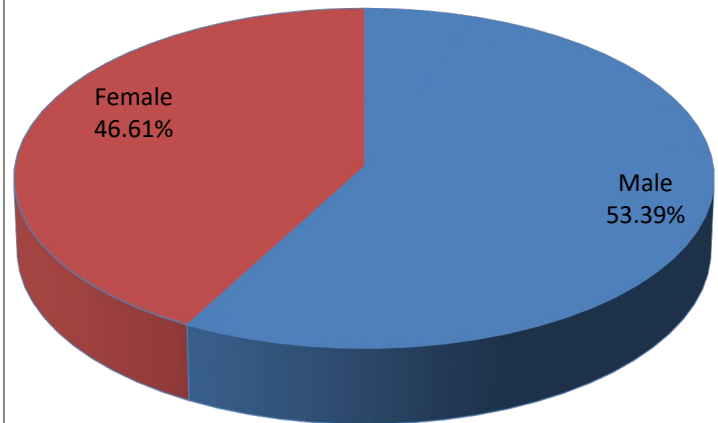
### SLBE Firms by Ethnicity

Number of Firms, Percentage

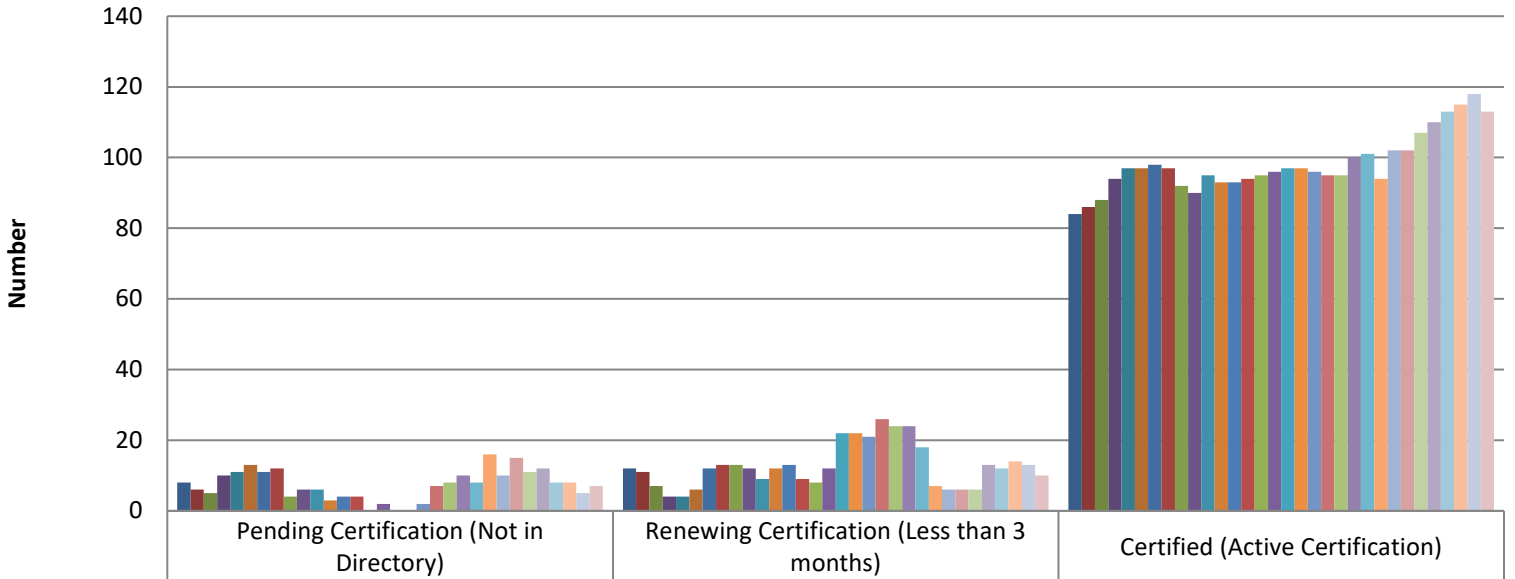


### SLBE Firms by Gender

Number of Firms, Percentage



## SLBE Certified Firm Status



	Pending Certification (Not in Directory)	Renewing Certification (Less than 3 months)	Certified (Active Certification)
14-May-19	8	12	84
18-Jun-19	6	11	86
16-Jul-19	5	7	88
17-Sep-19	10	4	94
15-Oct-19	11	4	97
14-Nov-19	13	6	97
15-Jan-20	11	12	98
7-Feb-20	12	13	97
23-Apr-20	4	13	92
18-May-20	6	12	90
23-Jun-20	6	9	95
27-Aug-20	3	12	93
23-Sep-20	4	13	93
22-Oct-20	4	9	94
19-Nov-20	0	8	95
14-Jan-21	2	12	96
18-Mar-21	0	22	97
20-Apr-21	0	22	97
19-May-21	2	21	96
24-Jun-21	7	26	95
23-Jul-21	8	24	95
24-Aug-21	10	24	100
23-Sep-21	8	18	101
19-Oct-21	16	7	94
16-Nov-21	10	6	102
15-Dec-21	15	6	102
20-Jan-22	11	6	107
24-Feb-22	12	13	110
15-Mar-22	8	12	113
8-Apr-22	8	14	115
12-May-22	5	13	118
15-Jun-22	7	10	113

## SLBE GOAL PARTICIPATION UPDATE 2018-2021

Project Name	Sheltered Market	SLBE Goal	DATE
2017 Dirt Roads Package H	No	4.05%	February 6, 2018
2017 Dirt Roads Package G	Yes	4.98%	February 22, 2018
Sidewalk Package S-8	Yes	<b>100%</b>	April 19, 2018
Pedestrian Improvements at Intersections	No	12%	July 3, 2018
2018 Sidewalks – Koon Rd. & Farmview St.	Yes	<b>100%</b>	July 18, 2018
2016 PDT Sidewalks-Clemson Road	Yes	<b>100%</b>	October 2, 2018
2018 Richland County Dirt Roads Package I	No	5.95%	October 19, 2018
SERN NIP	No	17.3%	November 15, 2018
2018 Richland County Dirt Roads Project 7 Road Group	No	11%	December 31, 2018
Sidewalks S-13	No	25%	January 17, 2019
Sidewalk Package S-11	No	22%	January 28, 2019
North Springs and Harrington Intersection Improvements	No	15%	March 13, 2019
Atlas Road Widening Project	No	14%	April 4, 2019
2019 Resurfacing Package R	No	0%	April 17, 2019
Lakeside Subdivision (Incl. Sienna Dr.) Resurfacing	No	3%	August 1, 2019
Decker Woodfield NIP-Faraway Drive Sidewalk	No	25%	September 15, 2020
Green Street Phase II	No	8.1%	September 18, 2019
Sidewalk S-12	No	19%	September 24, 2019
2019 Richland County Dirt Road Package K	No	23%	October 17, 2019
Dirt Road Paving Package L	No	24%	June 18, 2021
Bull Street & Elmwood Ave. Intersection Improvement	No	18%	May 24, 2021
Dirt Road Paving Package M	No	8.5%	October 1, 2021
Percival Rd/Screaming Eagle Rd	No	6%	November 16, 2021
Garners Ferry Road (US-378) and Harmon Road (S-86) Intersection Improvement Project	No	18%	December 7, 2021
Blythewood Road Widening	No	15%	March 17, 2022
Sunset Drive Sidewalk Improvement	No	23%	April 1, 2022
Brookfield Road Sidewalk & Chatsworth Shared-Use Pathway	No	25%	April 1, 2022
<b>PUBLIC WORKS</b>			
Lakeside at Ballentine Resurfacing (Non-Transportation)	No	3%	August 1, 2019
Knollwood and Planters Drainage Improvement	Yes	100%	January 21, 2020
Miles Rd/3Bears Road Intersection Resurfacing	No	18%	February 27, 2020
Riverwalk Way and Stockland Road Resurfacing	No	34%	February 28, 2020
Wildewood Subdivision Selected Roadways	No	3%	May 18, 2020
Kneece Road Sidewalk	No	23%	January 7, 2021

### Total Certified SLBE's by Industry

Industry	Total
Architectural & Engineering Services	8
Construction Services	36
Non-Professional	10
Professional	48
Wholesale	11
<b>Total</b>	<b>113</b>

## 6. Department Outlook:

- i. OSBO is reestablishing our collaboration efforts with our business and community partners and members of Richland County Council.
- ii. The Office has set a goal of expanding our SLBE Certification list by 60. Especially in specialty categories highly utilized at Richland County.
- iii. OSBO will continue to work with all county departments encouraging the utilization of our SLBEs.
- iv. OSBO is seeking ways to identify and increase contracting opportunities not just with Richland County Government, but also with our partners.
- v. OSBO is continuously setting SLBE utilization goals on a contract-by-contract basis on Richland County projects to include Transportation projects.
- vi. OSBO is in the process of upgrading our Business Development area. We will offer 1:1 business coaching and counseling services, access to capital coaching, business plan development, marketing coaching and assistance with various certification processes.
- vii. OSBO will continue to offer technical trainings and workshops for our small business community. OSBO is reviewing and updating the current SOPs, Policy and Procedure Manuals and the Ordinances.

### • Business Development

- i. OSBO Website Highlights
- ii. Highlighted Article
  - Featured Story
    - Superior Heating and Air Conditioning, LLC
- iii. Manage and coordinate workshops and events to ensure SLBEs and local SBE have opportunities to attend technical and administrative training.
  - Continuing to focus on workshops which provides information to our internal departments about OSBO, and encouraging them to utilize our SLBEs as they make their purchases in the upcoming FY22/23.
  - Continuing to work with our partners on collaborative efforts for our technical workshops and trainings.
  - Coordinated the June Lunch & Learn – How Will Zoning Affect My Local Business?
- iv. Attend and participated in following outreaches that provide exposure and awareness of the services the OSBO Office offers to the local business community:
  - Coffee with Carl Columbia Chamber weekly meeting exchange of current information and events.
  - 1 Million Cups Columbia, weekly meetings networking with entrepreneurs and exchanging of information and ideas. Connected with two potential prospects for SLBE Certification information.
  - Attended the Wiley Kennedy Small Business Showcase (May 12, 2022). Provided 13 small business owners with SLBE Certification information.
  - OSBO Team Building Retreat (June 3, 2022).
  - South Carolina Association of Governmental Purchasing Official, Reverse Trade Show - Lexington (June 9, 2022). Provided 15 business owners with SLBE Certification information.



## 2022 Office of Small Business Opportunity Business Academy

INTERNAL ADMINISTRATIVE WORKSHOPS 2022	DATE 2022	NO. ATTENDED
How to Pitch Your Business Workshop Series (In-person) due to the rise in Covid-19 cases this workshop format is changed to Virtual and consolidated with the Jan 13 workshop)	Jan 12	
How to Pitch Your Business Workshop Series (Virtual)	Jan 13	68
Did I Win the Bid? Understanding Contracting Series, Part-1, Becoming bid eligible and finding federal, state, and local government contracts	Jan 15	26
Did I Win the Bid? Understanding Contracting Series, Part-2, Estimating your government contract bid (Due to inclement weather this workshop format is changed to Virtual)	Jan 22	25
Did I Win the Bid? Understanding Contracting Series, Part-3, Preparing a government contract	Jan 29	30
Investors and Loan Options for Your Business with Google	Jan 25	16
Create a Project Plan with Google Sheets	Jan 28	23
Build Your Professional Brand w/Google	Jan 31	34
South Carolina Small Business Development Center - How to write a Business Plan (OSBO Partners)	Feb 3	85
"Cash App me" The right way (Hybrid)	Feb 16	31
Learn About Investors and Loan Options for Your Small Business Part 1	Feb 25	17
Make Better Business Decisions with Analytics	Feb 28	16
Lunch & Learn – <b>How to Create an Effective Capability Statement</b> 3rd Thursday of the Month. Topics and delivery (In-person or virtual) may vary	Mar 17	35
Lunch & Learn – Richland County Business Licenses: New Law, New Action	Apr 21	90
Lunch & Learn – Establishing Business Credit	May 19	78
How Will Zoning Affect My Local Business?	Jun 16	
I Made My Money but Where is My Cash	July 9	
<b>TOTAL</b>		<b>594</b>

(Schedule subject to change)

### • Certification and Compliance Report

June 15, 2022

- i. Conducted one (1) Site Visit for Certification
  - Site visits provide validation of business, owner equipment, etc. OSBO staff members had the opportunity to interview owner and answer questions from the owner.
  - Certifying Company (ALIVE Always Living In Victory Enterprises, LLC (Professional Services))
- ii. Contacted and sent renewal (10 pending) notices to SLBEs
  - OSBO reporting provides a 30/60/90 days of implementing renewals to help retain our SLBEs
  - Eight (8) pending applications in the areas of Construction, Professional and Wholesale.
- iii. Posted payments for Prime Contractors

- Posted payment for Prime Contractors in the Supplier Diversity Management System (B2g) which allows subcontractor to confirm payments
- iv. Attend and participated in the following outreaches that provide exposure and awareness of the services that OSBO offer to the local business community.
  - Attended the Wiley Kennedy Small Business Showcase (May 12, 2022).
  - South Carolina Association of Governmental Purchasing Official, Reverse Trade Show-Lexington (June 9, 2022)
  - OSBO Team Building Retreat (June 3, 2022)
- **Program Coordination**
  - i. CV-19 small business relief grant application portal closed on December 20, 2021. Approximately 30 have been identified for further review and approval. OSBO working with Community Development and Finance to finalize the process.
  - ii. Workshops were held for the “Seeds to Engage” Small Business Seed Grant to assist with Pitch preparation. Tentatively looking to launch the Seed Grant in Summer of 2022.
  - iii. Coordinated the May Lunch & Learn – Establishing Business Credit
  - iv. Coordinated the May workshop – Know Your Financial: A Deep Dive into the Impact of YOUR Business Decisions on Growth and Expansion

## Transportation Update- June 20, 2022

### General Information

#### Committee\Council Approvals

- Garner's Ferry/Harmon Intersection Awarded to Cherokee, Inc. – Council June 7, 2022
- Administrative Fund balance of \$31,130,528.15 moved to Program Reserve– Council June 7, 2022
- Revenue to the Penny of \$814,016 for the sale of Wetland/Streambank Credits– Council June 7, 2022

#### Upcoming Committee\Council Items

- Broad River Road Widening Project- Right-of-Way Acquisition
- Southeast Richland Neighborhood Improvements (SERN) Sidewalk Phase 2

#### Pre-Construction Update

- Alpine Rd. Sidewalk – OET is addressing County's DPW comment on one of the outfalls and is putting together final bid documents for advertisement.
- Atlas Rd. Widening –OET is finalizing updates to plans per SCDOT and CSX comments. Updates to be submitted back to both organizations this July
- Bluff Rd. Widening Phase 2 –A public input meeting was held on June 2<sup>nd</sup> and awaiting for comments to be compiled. The OET will submit preliminary ROW plans to SCDOT for review. The cost estimate was submitted to the County for review.
- Blythewood Rd. Widening – ROW certification is being performed to ensure that all property needed has either been acquired or eminent domain procedures have been started on. The OET has begun finalizing the bid package for advertisement, and the Utility Coordinator is completing the final utility report and compiling final utility documents to incorporate into the bid manual.
- Blythewood Rd. Area Improvements – Comments have been received from SCDOT for McNulty St, and staff met with OET and SCDOT to discuss comments. The County and the OET are preparing a response to SCDOT last comments. OET is finalizing construction plans and ROW plans for Creech Rd. Extension.
- Broad River Rd. Corridor NIP – The OET has begun work on surveying the site and performing traffic studies. Preliminary Plans are approximately 60% complete and work has started on the ROW plans 10%.
- Broad River Rd. Widening – Project design underway. Surveying data collection; updates to Traffic Report memo to be submitted to SCDOT by end of June; Cultural Resources Report under development; Project design relaunched.
- Bull\Elmwood Intersection – The project was advertise as of June 8, 2022. The pre-bid was held on June 15, 2022 and the advertisement closes on July 8, 2022. The project will be awarded to the lowest and

most responsible bidder on or about July 11, 2022.

- Crane Creek NIP – Design for phases 2 and 3 continues.
  - Phase 2 includes new sidewalks along Blue Ridge Terrace, Heyward Brockington Rd, and Crane Church Road
  - Phase 3 includes new sidewalks along Dakota Dr. Seagull Ln., Roberson St., and Lincolnshire North Dr.
- Crane Creek Greenway –The underpass option was rejected by City of Columbia (previously rejected by Norfolk Southern Railroad) as the proposed tracks would cause significant maintenance concerns of the tunnel and the sump pump. The option of crossing over the tracks further north, where a gradual ramp with landings could lead to an overhead and connect on the other side to a high point was also a concern to the City due to lack of ADA accessibility as well as the infrastructure that would be required to provide accessibility in this location. There is a proposal to continue the track north along the river, cross I-20, and connect to the proposed alignment of the Palmetto Trail. This could also provide more feasible connectivity to the neighborhoods north of I-20 (Denny Terrace). OET will make assessment on this.
- Decker\Woodfield NIP –
  - Brookfield Rd. Sidewalk\Chatsworth Connector - SCDOT has provided comments on the final construction plans, and the OET has addressed comments and resubmitted to SCDOT. A maintenance agreement between the County and RCRC will need to be executed in order for RCRC to take over permanent maintenance of the Connector. This portion of the NIP will also have intersection pedestrian improvements along Decker Blvd. added to it, which will include work at the intersection of Decker Blvd. with O'Neil Ct, Brookfield Rd, Faraway Dr., and Percival Rd.
  - Hunt Club Rd – The OET is finalizing 30% plans.
- Dirt Road Paving Package N is being finalized and is anticipated to be advertised June 2022.
- Garners Ferry\Harmon Intersection – Richland County Council approved to award the construction contract. A Notice of Intent to Award is forthcoming.
- Gills Creek Greenway – Transportation has developed 12 alternate design cost estimates based on construction budget. Meeting to be set up with City of Columbia to review and confirm best option.
- Lower Richland Blvd. Widening – The OET is working on finalizing preliminary plans.
- Percival Rd. Sidewalk – The OET is in the process of completing the construction plans to be submitted to SCDOT for approval. Final coordination underway with local utilities.
- Pineview Rd. Widening – The OET is working on 30% preliminary plans for the descoped plans for this project.
- Polo Rd. Widening – The OET has submitted 30% plans to SCDOT for review. Utility coordination is

ongoing.

- Resurfacing Package S – Cost estimate and quantities are being finalized. Staff is in the process of finalizing a project manual for this project.
- Resurfacing Package T – Cost estimate and quantities are being finalized. Staff is in the process of finalizing a project manual for this project.
- Screaming Eagle\Percival Intersection – This project has been submitted to Procurement for advertisement on 4/28/22.
- Shop Rd. Widening – The OET has completed their analysis of the existing drainage system in the area of George Rogers Blvd\Shop Rd\Rosewood and has discovered that the existing system is significantly undersized. Because the existing SCDOT drainage system is undersized, the OET is reviewing options to eliminate impacts from the County’s project.
- Smith\Rocky Branch Greenway – The OET is working to finalize ROW plans. 30% structural plans have been submitted to the City for review. The City approved the Administrative Adjustment request to allow pressure-treated lumber to be used in place of composite material for the boardwalk denied the use of treated lumber in place of aluminum for the handrails.
- Spears Creek Church Road Widening- The OET is waiting for final approval from SCDOT on the preliminary plans submitted on 6/1. Preliminary utility coordination has begun and water-line design has begun.
- Sunset Dr. Sidewalk – SCDOT has returned Construction Plans with comments; OET to address comments.
- Trenholm\Newcastle NIP – The OET is working to complete preliminary plans.

## **Construction Update**

- Dirt Road Package K- Construction is substantially complete.
  - Robert James Rd., Rocky Rd., Barkley Rd., South Dr.
- Dirt Road Package L – Contractor has performed clearing\grubbing on all three roads. Rough grading underway
  - Dogwood Shores Ln., Lake Dogwood Cir. S, Wider Rd.
- Dirt Road Package M – Includes the following roads: Bow String Rd., Maggie Hipp Rd., Rosa Dowdy Rd., and Tall Oaks Dr. Rough grading of Bow String Rd and Tall Oaks Dr completed. Stormwater pipe installation underway on Bow String Rd.
- Innovista Phase II- Approximately 90% complete. Shade structure still needs to be manufactured and installed and the Devine and Gadsden railroad crossings need to be closed. The City still needs to petition the court for the two closures. The bridge opening is expected to occur mid-November.

- North Main Street – The Change Order #06 was approved by Richland County, SCDOT and FHWA. Work to resume at the North Main Street at Monticello Road intersection within a few weeks and to be completed by late August/early September.
- Resurfacing Package R- Approximately 95% complete. Final walk through to be scheduled soon.
- Three Rivers Greenway Ph. 1B – Construction is complete, contractor is working to finalize as-builts.

**Open Solicitations:**

- Bull\Elmwood Intersection: Spring 2022

**Upcoming Solicitations:**

- Alpine Road Sidewalk- Spring 2022
- Percival Road Sidewalk: Summer 2022
- Sunset Drive Sidewalk: Spring 2022
- Atlas Road Widening Phase 1: Summer 2022
- Bull\Elmwood Intersection: Spring 2022
- Blythewood Widening: Spring 2022
- Dirt Road Package N: Summer 2022
- Screaming Eagle\Percival Intersection: Spring 2022
- Resurfacing Package S: Spring 2022
- Resurfacing Package T: Summer 2022

## RESURFACING PACKAGE S

Name	District(s)
1. <u>Acme St</u>	10
2. <u>Alcott Dr</u>	4
3. <u>Arbor Oaks Ct</u>	2
4. <u>Bamboo Grove Ct</u>	1
5. <u>Beaver Creek Cir</u>	7
6. <u>Bedford Dr/Rd</u>	7
7. <u>Bennie Dr</u>	2
8. <u>Cape Flattery Ct</u>	2
9. <u>Carlow Dr</u>	11
10. <u>Charlwood Ct</u>	1
11. <u>Chatteris Rd</u>	1
12. <u>Cockspur Cir</u>	1
13. <u>Cordova Dr</u>	7
14. <u>Crayford Rd</u>	1
15. <u>Crooked Stick Ct</u>	7
16. <u>Deer Tract Dr</u>	1
17. <u>Doncaster Ct</u>	1
18. <u>E Creek Ct</u>	1
19. <u>Ellafair Ln</u>	1
20. <u>Freestone Dr</u>	7
21. <u>Harrington Ct</u>	1
22. <u>Hever Ct</u>	1
23. <u>Hunter Hill Rd</u>	1
24. <u>Jarrold Ct</u>	2

Name	District(s)
25. <u>Jim Koon Rd</u>	2
26. <u>Kirton Ct</u>	1
27. <u>Lakewood Cir</u>	2
28. <u>Lee Ridge Ct</u>	7
29. <u>Lamson Dr</u>	1
30. <u>Nevamar Dr</u>	3
31. <u>Newcastle Dr</u>	3
32. <u>North Hunters Ct</u>	3
33. <u>Pelican Cir</u>	7
34. <u>Rock Hampton Rd</u>	1
35. <u>Rushing Wind Dr</u>	1
36. <u>South Mercer Ct</u>	2
37. <u>Saxonbury Dr</u>	3
38. <u>Sesqui Trl</u>	8, 9
39. <u>Springcrest Dr</u>	7
40. <u>Stonewall Ct</u>	1
41. <u>Stoney Point Ln</u>	1
42. <u>Tapp Pt</u>	1
43. <u>Timberlake Ct</u>	1
44. <u>Top Flight Ct</u>	1
45. <u>Treyburn Rd</u>	1
46. <u>Wenlock Cir</u>	1
47. <u>Whitmell Ave</u>	3
48. <u>Woodhouse Ct</u>	1

**RESURFACING PACKAGE T**

<b>Name</b>	<b>District(s)</b>
1. <u>Auburncrest Ct</u>	<u>9</u>
2. <u>Berry Ridge Cir</u>	<u>8</u>
3. <u>Brassie Ct</u>	<u>9</u>
4. <u>Briar Ln</u>	<u>6</u>
5. <u>Brookmist</u>	<u>8</u>
6. <u>Cambride Oaks Dr</u>	<u>8</u>
7. <u>Cambride Oaks Ct</u>	<u>8</u>
8. <u>Chillingham Rd</u>	<u>1</u>
9. <u>Cobblestone Ct</u>	<u>1</u>
10. <u>Dovecreek</u>	<u>8</u>
11. <u>Flowerwood Ct</u>	<u>11</u>
12. <u>Harleston Rd</u>	<u>1</u>
13. <u>Hunt Cup Ln</u>	<u>9</u>

<b>Name</b>	<b>District(s)</b>
14. <u>Innis Ct</u>	<u>8</u>
15. <u>Mauney Dr</u>	<u>10</u>
16. <u>Old Still Rd W</u>	<u>9</u>
17. <u>Pisgah Dr</u>	<u>11</u>
18. <u>Ridge Pond Dr</u>	<u>8</u>
19. <u>South Hunter Ct</u>	<u>3</u>
20. <u>Saxon Shore Rd</u>	<u>11</u>
21. <u>Shallow Brook Dr</u>	<u>9</u>
22. <u>Signal Ln</u>	<u>1</u>
23. <u>Silver Lake Cir</u>	<u>1</u>
24. <u>Walden Oak Ct</u>	<u>9</u>
25. <u>Waterton Way</u>	<u>9</u>
26. <u>Woodbranch Rd</u>	<u>8</u>
27. <u>Woodglen Ln</u>	<u>1</u>



		REFERENDUM	CURRENT APPROVED ESTIMATE	OUTSIDE FUNDING AWARDED	EXPENDED TO DATE	*PHASE
<b>WIDENINGS</b>						
	Rank	District				
Hardscrabble Road Widening	1	7, 8, 9	\$ 29,860,800	\$ 28,441,312	\$ -	28,354,874 CO
Clemson Road Widening	2	9, 10	\$ 23,400,000	\$ 13,031,007	\$ 980,000	15,167,385 Closeout
Leesburg Road Widening	3	11	\$ 4,000,000	\$ 4,000,000	\$ -	2,000,000 SCDOT
North Main Street Widening (includes \$5.4M Intersection)	4	4	\$ 30,000,000	\$ 30,000,000	\$ 23,751,673	53,685,417 CO
Bluff Road Widening Phase 2	5	10	\$ 16,700,000	\$ 3,500,000	\$ -	1,119,900 Design
Bluff Road Area Improvements	5	10	\$ -	\$ 7,881,777	\$ 1,800,000	9,681,777 Complete
Shop Road Widening	6	10	\$ 33,100,000	\$ 46,500,000	\$ -	2,734,612 Design
Atlas Road Widening	7	10, 11	\$ 17,600,000	\$ 36,300,000	\$ -	7,857,090 RW
Pineview Road Area Improvements	8	10, 11	\$ 18,200,000	\$ 8,000,000	\$ -	2,004,901 Design
Blythewood Road Widening (Syrup Mill Road to I-77)	9	2, 7	\$ 8,000,000	\$ 13,208,127	\$ -	3,280,517 RW
Broad River Road Widening	10	1	\$ 29,000,000	\$ 39,700,000	\$ -	1,000,122 Design
Spears Creek Church Road Widening	11	9, 10	\$ 26,600,000	\$ 29,000,000	\$ -	1,337,386 Design
Lower Richland Boulevard Widening	12	11	\$ 6,100,000	\$ 8,200,000	\$ -	366,090 Design
Polo Road Widening	13	8, 9, 10	\$ 12,800,000	\$ 10,600,000	\$ -	675,343 Design
Blythewood Road Area Improvements	14	2, 7	\$ 21,000,000	\$ 13,000,000	\$ -	862,463 Design
<b>Total Widenings</b>			<b>\$ 276,360,800</b>	<b>\$ 291,362,224</b>	<b>\$ 26,531,673</b>	<b>\$ 130,127,876</b>
<b>INTERSECTION IMPROVEMENTS</b>						
Clemson Rd. & Rhame Rd./North Springs Rd.	*	8, 9	\$ 3,500,000	\$ 3,857,479	\$ -	3,857,479 Complete
Broad River Rd. and Rushmore Rd.	*	0	\$ 3,700,000	\$ 1,198,504	\$ -	1,198,504 Complete
Farrow Rd. and Pisgah Church Rd.	*	7	\$ 3,600,000	\$ 2,068,722	\$ -	2,068,722 Complete
North Springs Rd. and Risdon Way	*	8, 9	\$ 1,800,000	\$ 2,035,017	\$ -	2,035,017 Complete
Summit Pkwy and Summit Ridge Rd.	*	8, 9	\$ 500,000	\$ 1,407,819	\$ -	1,407,819 Complete
Kennerly Rd. & Coogler Rd./Steeple Ridge Rd.	*	1	\$ 1,900,000	\$ 2,598,629	\$ -	2,598,629 Complete
Wilson Blvd. and Pisgah Church Rd.	-	7	\$ 3,600,000	\$ -	\$ -	405 Complete
Wilson Blvd. and Killian Rd.	1	7	\$ 2,600,000	\$ -	\$ -	405 Complete
Clemson Rd. and Sparkleberry Ln.	2	9, 10	\$ 5,100,000	\$ 12,500,000	\$ -	4,403,185 Design
Bull St. and Elmwood Ave.	3	4	\$ 2,000,000	\$ 3,798,811	\$ -	909,964 RW
North Main St / Monticello Rd (constructed with N. Main Widening)	4	4	\$ 5,400,000	\$ 5,400,000	\$ -	3,190,049 CO
Hardscrabble & Kelly Mill Rd (constructed with Hardscrabble Widening)			\$ 3,000,000	\$ -	\$ -	- CO
Garners Ferry Rd. and Harmon Rd.	6	11	\$ 2,600,000	\$ 2,600,000	\$ -	382,481 RW
North Springs Rd. and Harrington Rd.	7	8, 9	\$ 2,000,000	\$ 1,352,631	\$ -	1,256,464 Closeout
Screaming Eagle Rd. and Percival Rd.	8	9, 10	\$ 1,000,000	\$ 3,100,000	\$ -	426,284 RW
<b>Total Intersection Improvements</b>			<b>\$ 42,300,000</b>	<b>\$ 41,917,612</b>	<b>\$ -</b>	<b>\$ 23,735,407</b>
<b>SPECIAL PROJECTS</b>						
Riverbanks Zoo Transportation Related Projects	1	5	\$ 4,000,000	\$ 3,345,525	\$ -	3,346,412 Complete
Innovista 1 (Greene St. Phase 1)	2	5	\$ 50,000,000	\$ 17,897,970	\$ -	17,897,970 Complete
Innovista 2 (Greene St. Phase 2)	4	5	\$ -	\$ 23,236,029	\$ -	21,991,099 CO
Innovista 3 (Williams St.)	9	5	\$ -	\$ 4,000,000	\$ -	- NS
Shop Road Extension Phase 1	3	10	\$ 71,800,000	\$ 28,970,191	\$ 3,476,675	32,446,866 Complete
Shop Road Extension Phase 2	5	10	\$ -	\$ 27,000,000	\$ -	2,733,969 Design
Kelly Mill Road	7	2, 9	\$ 4,500,000	\$ 4,500,000	\$ -	- NS
Commerce Drive Improvements	8	10	\$ 5,000,000	\$ 5,000,000	\$ -	63 NS
Neighborhood Improvement Projects	0	0	\$ 63,000,000	\$ 63,000,000	\$ 994,090	11,367,971 Various
<b>Total Special Projects</b>			<b>\$ 198,300,000</b>	<b>\$ 176,949,716</b>	<b>\$ 4,470,765</b>	<b>\$ 89,784,351</b>
<b>PROJECT RESERVE</b>			<b>\$ 52,500,000</b>	<b>\$ 52,500,000</b>	<b>\$ -</b>	<b>- NS</b>
<b>DIRT ROAD PAVING</b>			<b>\$ 45,000,000</b>	<b>\$ 45,000,000</b>	<b>\$ -</b>	<b>23,532,840 Various</b>
<b>RESURFACING</b>			<b>\$ 40,000,000</b>	<b>\$ 40,000,000</b>	<b>\$ 1,400,000</b>	<b>32,861,940 Various</b>
<b>PROGRAM (traffic studies / plans / mitigation bank)</b>			<b>\$ 1,559,844</b>	<b>\$ 13,354,346</b>	<b>\$ 2,900,000</b>	<b>16,254,346 Various</b>
<b>TOTAL ROADWAY PROJECTS</b>			<b>\$ 656,020,644</b>	<b>\$ 661,083,898</b>	<b>\$ 35,302,438</b>	<b>\$ 316,296,761</b>

43

BIKE / PED / GREENWAY		REFERENDUM	CURRENT ESTIMATE	OUTSIDE FUNDING AWARDED	EXPENDED TO DATE	*PHASE
<b>BIKE/PED/GREENWAY (Referendum Total = \$80.9M)</b>						
<b>GREENWAY PROJECTS</b>						
Three Rivers Greenway Extension 1A/1B	1	5	\$ 7,902,242	\$ 7,902,242	\$ -	7,228,222 CO
Three Rivers Greenway Extension 2		5	\$ -	\$ 2,200,000	\$ -	- Design
Lincoln Tunnel Greenway	2	4, 5	\$ 892,739	\$ 1,188,381	\$ 323,680	1,512,061 Complete
Gills Creek A (Lake Katherine to Congaree)	3	6, 10	\$ 2,246,160	\$ 5,376,724	\$ -	539,172 Design
Smith/Rocky Branch C (Rocky Branch to Harden)	4	4	\$ 901,122	\$ 2,747,621	\$ -	393,642 Design
Gills Creek B (Wildcat Creek/Fort Jackson) - Removed	5	6, 11	\$ 2,785,897	\$ -	\$ -	277
Smith/Rocky Branch B (Clement Rd to Colonial Dr) - Removed	6	4	\$ 1,415,316	\$ -	\$ -	-
Smith/Rocky Branch A (Three Rivers to Clement Rd) - Removed	7	4	\$ 431,183	\$ -	\$ -	-
Gills Creek North C (Trenholm to Lake Katherine) - Removed	8	6	\$ 344,667	\$ -	\$ -	-
Crane Creek A (Monticello Rd to Three Rivers) -Removed	9	4	\$ 1,541,816	\$ -	\$ -	-
Crane Creek B (to Smith Branch)	10	4	\$ 460,315	\$ 2,796,039	\$ -	313,122 Design
Columbia Mall Greenway	11	3, 8	\$ 648,456	\$ 648,456	\$ -	2,027 Design
Polo Road / Windsor Lake Boulevard Connector	12	3, 8	\$ 385,545	\$ 490,741	\$ -	- Design
Woodbury / Old Leesburg Connector-Removed	13	11	\$ 116,217	\$ -	\$ -	-
Crane Creek C (Crane Forest)- Removed	14	7	\$ 793,908	\$ -	\$ -	-
Dutchman Boulevard Connector- Removed	15	4	\$ 105,196	\$ -	\$ -	-
<b>Total Greenway Projects</b>			<b>\$ 20,970,779</b>	<b>\$ 23,350,204</b>	<b>\$ 323,680</b>	<b>\$ 9,988,523</b>
<b>BIKEWAY PROJECTS</b>			<b>\$ 22,008,773</b>	<b>\$ 19,808,773</b>	<b>\$ -</b>	<b>514,174 Various</b>
<b>SIDEWALK PROJECTS</b>			<b>\$ 26,926,370</b>	<b>\$ 26,926,370</b>	<b>\$ 2,794,002</b>	<b>1,064,648 Various</b>
<b>PEDESTRIAN IMPROVEMENT PROJECTS</b>			<b>\$ 2,836,080</b>	<b>\$ 1,136,080</b>	<b>\$ -</b>	<b>580,895 Complete</b>
<b>Undesignated</b>			<b>\$ 8,146,354</b>	<b>\$ 5,500,000</b>	<b>\$ -</b>	<b>432</b>
<b>TOTAL BIKE / PED / GREENWAY</b>			<b>\$ 80,888,356</b>	<b>\$ 76,721,427</b>	<b>\$ 3,117,682</b>	<b>\$ 10,972,309</b>

<b>COMET EXPENDITURES</b>	\$ 300,991,000	\$ 300,991,000	\$ -	\$ 158,275,205
<b>PROGRAM RESERVE</b>	\$ 32,100,000	\$ 31,130,528	\$ -	\$ 969,472
<b>TOTAL PROGRAM</b>	\$ 1,070,000,000	\$ 1,069,926,853	\$ 38,420,120	\$ 486,513,747



TO: Transportation Penny Advisory Committee, et al  
FROM: The COMET Team  
SUBJECT: The COMET - Planning Activities Update

---

The COMET provides this status updates:

A. Lucius Rd Super Stop Update	Page(s) 2-3
B. Continued coordination of plans for all construction projects for new bus stops amenities	Page(s) 4-6
C. Current Ridership	Page(s) 7
D. Financial Data	Page(s) 8
E. DBE spending reports local	Page(s) 9

Any additional information, please contact us at [JBowers@thecometsc.gov](mailto:JBowers@thecometsc.gov) or 803 255 7132.



# LUCIUS ROAD SUPERSTOP

CENTRAL MIDLANDS REGIONAL TRANSIT AUTHORITY  
COLUMBIA, SOUTH CAROLINA



## Physical Percent Complete and Financial Percent Completion

- As of month end, the Lucius Road project is **45%** physically complete.

## Project Status

### a) Activities completed this week

- Cherokee has submitted all concrete submittals for review and approval
- Project management team has agreed in principle to increase the contract due to escalating cost
- Cherokee has removed all wooded mulch material from project site
- Cherokee has removed the three (3) trees at Lucious Road / River Drive
- Project management team has authorized the approval of change order #004
- Cherokee has completely removed all trees and underbrush from northwest portion of the project
- Cherokee completed all activities associated with change order #002
- Cherokee completed installing gravel at the construction entrances
- Dominion Energy has been notified to remove and relocate three utility poles
- Cherokee has begun grading the northwest portion of the project
- Cherokee has completed installing inlet protection sediment controls to existing storm drains
- F&ME continues soil and compaction testing in tiers 1, 2 and 3 areas

### b) Activities scheduled for next week

- Continue clearing grubbing areas 1, 2 and 3
- Dominion has been notified to begin removing and relocating the three (3) utility poles
- Cherokee started installing underground piping at south portion of project
- Cherokee has started installing sediment basin at southeast portion of project
- Cherokee will be completing all tasks associated with change order #002
- Cherokee will start demolition of all underground existing utilities
- Cherokee will start chipping logs, stumps and underbrush and removing material from site

## Major Milestones

- |  |                                |
|--|--------------------------------|
| • Clearing and Grubbing  | Date: <b>May 20, 2022</b>      |
| • Sediment pond installed and functional                             | Date: <b>May 27, 2022</b>      |
| • Concrete and asphalt installed and completed                       | Date: <b>August 15, 2022</b>   |
| • Electrical power wiring, cabling and poles installed and completed | Date: <b>September 1, 2022</b> |
| • Bus shelters installed and functional                              | Date: <b>September 1, 2022</b> |

# DAVIS & FLOYD

SINCE 1954

June 1, 2022

Derrick Huggins  
Interim Executive Director  
The COMET  
3613 Lucius Rd  
Columbia, SC 29201

Re: Bus Stop Shelter and Bench Permitting - Summary of Work  
D&F Job Number: 13827.00

Dear Mr. Huggins:

**WORK COMPLETED THIS PERIOD:**

- Site Designs, Status Reports, Effort Review, and Project Management
- Coordination with SCDOT regarding outstanding permits.
- AOS completed construction of three stops: Stop #1184 Devine Bonham EB, Stop #697 Two Notch Covenant NB and Stop #1101 Fairfield Buckner SB
- Bi-Weekly Meeting with Eric Harris/Blake Gibbons to discuss new work requests and review pending questions needing COMET input

**WORK IN PROGRESS:**

- AOS does not currently have any stops under construction.

**UNRESOLVED ISSUES:**

- Stop 1037 Forest Trenholm WB – SCDOT is waiting for Forest Acres to provide input before issuing permit.

**PENDING ITEMS REQUIRING CLIENT ACTION:**

- Stop #1186 Assembly Flora SB (under legal review)
- Stop #1654, Approval and signature for encroachment agreement with Dixie Pipeline.

Very truly yours,

**DAVIS & FLOYD**



Todd J. Warren, PE  
Vice President

240 Stoneridge Drive, Suite 305, Columbia, SC 29210  
D. (803) 256-4121 F. (803) 254-4549

## COMET Shelter and Bench Permitting Status June 2022

### Completed Sites

#### Shelters

Stop #697 Two Notch Covenant NB

Stop #1101 Fairfield Buckner SB

#### Benches

Stop #1184 Devine Bonham EB

#### Boarding and Alighting

None for this period

### Approved Sites

#### Shelters

Stop #1654 Broad Shivers NB (Awaiting signed agreement between COMET and Dixie Pipeline)

#### Benches

Stop #1650 Hardscrabble Bush NB (Awaiting sidewalk completion of Hardscrabble Widening)

#### Boarding and Alighting

None for this period

### Sites Currently Under Permit Review

#### Shelters

Stop #43 Pendleton Barnwell EB – City of Columbia (City requesting neighborhood feedback)

Stop #269 Gavilan Campanella - SCDOT

#### Benches

Stop #223 Read Oak EB – City of Columbia (City requesting neighborhood feedback)

Stop #1407 Bull Richland SB – SCDOT

## Sites in Design

### Shelters

- Stop #1094 Monticello Road and Elliot Avenue
- Stop #306 Barhamville Road and Germany Street
- Stop #623 Fairfield Road and Stebondale Road
- Stop #788 Decker Boulevard and Wedgefield Road
- Stop #1723 Killian Walmart (Working with Walmart regarding easement)
- Stop #1192 Medical Park @ Prisma Health
- Stop #1248 Richland Assembly WB
- Stop #1147 Elmwood Park WB
- Stop #422 Parklane Brighton SB
- Stop #1037 Forest Trenholm WB

### Benches

- Stop #1707 Longcreek Drive and Cambout Street
- Stop #225 Harbison Boulevard and Parkridge Drive
- Stop #99 Park Abbeville SB
- Stop #1378 W Hospital Sunset NB
- Stop #676 Park Elmwood NB
- Stop #848 Blossom Park WB
- Stop #1134 Broad Zimalcrest SB
- Stop #325 Broad Rushmore NB
- Stop #331 Broad Shivers SB
- Stop #653 Main Colleton SB
- Stop #683 Main Prescott NB
- Stop #1655 Broad Beatty NB
- Stop #1218 Main Miller SB
- Stop #21 Harden Rosewood NB

### Boarding and Alighting

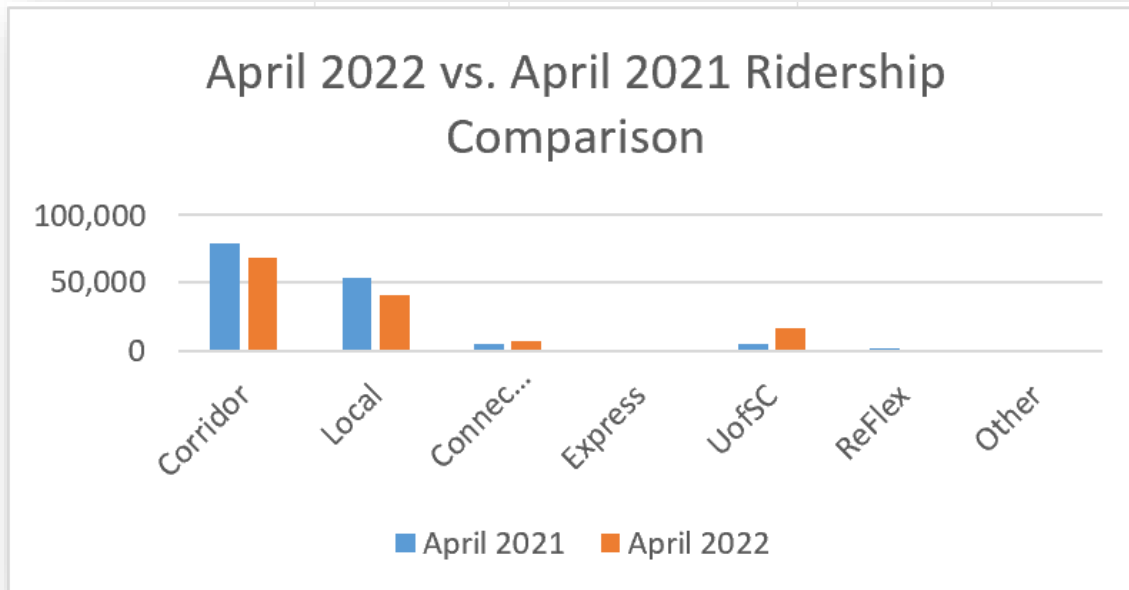
None for this period



# All Aboard



- **134,878 total ridership for April 2022**
- 145,833 total ridership for April 2021
- Ridership decreased –8% compared to April 2021






**Central Midlands Regional Transit Authority**  
**Condensed Statement of Financial Position**  
**Period Ended 04/30/22**

	Actual PTD 4/30/2022	Actual YTD 4/30/2022	Budget YTD FY 2022
<b>Revenues:</b>			
Passenger Fares/Revenue Contracts	346,353	3,205,339	2,737,230
Special (Advertising, Interest, Rental, Etc)	14,206	598,030	340,600
Admin/Misc/Gain(Loss) Sale of Assets	764	(26,140)	89,302
Local Revenue (The Penny)	2,190,752	25,673,971	16,622,440
Reimbursement (RTAP, UofSC, etc)	-	885,461	735,169
State (SCDOT)	-	(0)	783,572
CBDG & Hospitality	-	4,390	10,000
Federal (CARES Act, CRRSA, ARP)	-	10,063,824	19,020,819
<b>Total Revenue</b>	<b>\$ 2,552,075</b>	<b>\$ 40,404,876</b>	<b>\$ 40,339,131</b>
<b>Expenses:</b>			
Contract Operator	1,721,723	17,542,649	19,807,796
Federal/State	172,891	1,828,588	13,672,834
Fuel	214,537	1,694,882	2,884,762
Administrative (includes Salaries & Benefits)	132,772	1,153,351	1,516,487
Professional Services	99,612	1,016,420	1,128,438
Utilities	24,180	249,722	303,300
Other Operating Expenses	13,656	166,474	970,121
Depreciation	283,099	2,850,469	-
<b>Total Expenses</b>	<b>\$ 2,662,471</b>	<b>\$ 26,502,555</b>	<b>\$ 40,283,739</b>
<b>Net Income (Loss) From Operations + Depreciation add back:</b>	<b>\$ 172,704</b>	<b>\$ 16,752,789</b>	<b>\$ 55,393</b>
<b>Cash:</b>			
Petty Cash		300	
Operating Acct - Wells Fargo		-	
<i>OPTUS Bank</i>			
Operating Reserve Funds	3,887,845		
Capital Reserve Funds	2,759,356	6,647,200	
<i>Local Gov't Investment Pool</i>			
Emergency Reserve	10,158,288		
Operating Reserve	8,572,909	18,731,197	
<i>Security Federal Bank</i>			
Operating/Sweeps Acct		8,263,986	
<b>Total Cash</b>		<b>\$ 33,642,683</b>	
Total Assets		<b>\$ 74,540,084</b>	
Total Current Liabilities		<b>\$ 8,461,778</b>	

M/DBE Tracking  
Local Funds Only  
July 1, 2020 - April 30, 2022

Fiscal Year Summary (July 1, 2020 - April 30, 2022)			The COMET/Contractors Vendor Name	The COMET Paid Vendor YTD	Amount DBE Paid YTD* (Direct/Indirect)	Contract M/DBE Requirement	Percentage of Goal Achieved
Vendors Paid - Contracts with M/DBE Goal	\$ 32,750,647.45	1	A James Global Services	\$ 118,342.78	\$ 118,342.78	100%	100%
# M/DBEs Paid*	\$ 8,297,035.62	2	AOS Specialty Contractors (20%)	\$ 326,127.97	\$ 326,127.97	100%	100%
The COMET M/DBE Goal	25%	3	Able South Carolina	\$ 215,004.86	\$ 2,900.00	2%	1%
M/DBE Goal Percentage Achieved	25.3%	4	Amerigas	\$ 849,905.00	\$ 9,360.00	2%	1%
# Vendors with M/DBE Goal	18	5	B & C Associates	\$ 156,973.50	\$ 156,973.50	100%	100%
Note: Data reviewed from The COMET's Check Register from July 2020 -April 2022		6	Brownstone Construction Group (MBE) (20%)	\$ 112,193.44	\$ 106,424.84	2%	95%
**Payments being verified for RATP Dev/Payments reflect up thru April 2022		7	Burr Furman McNair	\$ 500,531.97	\$ 73,730.00	2%	15%
		8	Capital Building Services	\$ 116,854.61	\$ 116,854.61	100%	100%
		9	Chernoff Newman	\$ 80,181.25	\$ 4,050.00	2%	5%
		10	CR Jackson Inc (20%)	\$ 128,835.66	\$ 14,668.00	5%	11%
		11	Flock and Rally	\$ 488,077.89	\$ 488,077.89	100%	100%
		12	IT1 Solutions (20%)	\$ 36,605.40	\$ 325.14	2%	1%
		13	New Age Protection	\$ 366,171.20	\$ 366,171.20	100%	100%
		14	RATP Dev**	\$ 28,632,465.00	\$ 6,464,200.51	20.06%	23%
		15	Strategic Mapping (20%)	\$ 351,375.40	\$ 18,390.00	7%	5%
		16	Tolar Manufacturing (20%)	\$ 181,832.60	\$ 6,454.66	2%	4%
		17	Transit Mgmt Oversight & Solutions	\$ 17,014.92	\$ 17,014.92	100%	100%
		18	Walker White (20%)	\$ 72,154.00	\$ 6,969.60	12%	10%
		<b>Total Payments</b>		<b>\$ 32,750,647.45</b>	<b>\$ 8,297,035.62</b>		<b>25.3%</b>