



TRANSPORTATION
PROGRAM

Transportation Penny Advisory Committee Meeting

Monday, May 16, 2022 at 5:30 PM

Via Zoom and on Richland County YouTube

Meeting Agenda

1. Call to Order Mr. John P. Epting
2. Public Comments Mr. John P. Epting
3. Approval of Jan 24th Meeting Minutes Mr. John P. Epting
4. Office of Small Business Opportunities (Page 2-10) GCS/OSBO
5. Transportation Program (Pages 11-17) Ms. Allison Steele/Mr. Michael Maloney
6. The Comet Program (Pages 18-24) COMET
7. Other Business Mr. John P. Epting
 - Next scheduled meeting: June 20, 2022
 - TPAC Membership Update
8. Adjournment



Transportation Penny Advisory Committee Report

OSBO
Manager's Report

May 12, 2022

1. Executive Summary:

This report is submitted pursuant to Ordinance (s) 049-13HR and 058-16HR to ensure that the OSBO team provides support to the County to ensure that the SLBE has equal opportunity to participate in County contracts for all six (6) Industry Categories.

Primary Industry Category					
Construction Services	Professional Services	Non-Professional Services	Engineering Services	Architectural Services	Wholesale Operations

2. Purpose:

The purpose of this report is to manage the ongoing requirements of the Ordinance(s), and ensuring payment to contracted SLBEs.

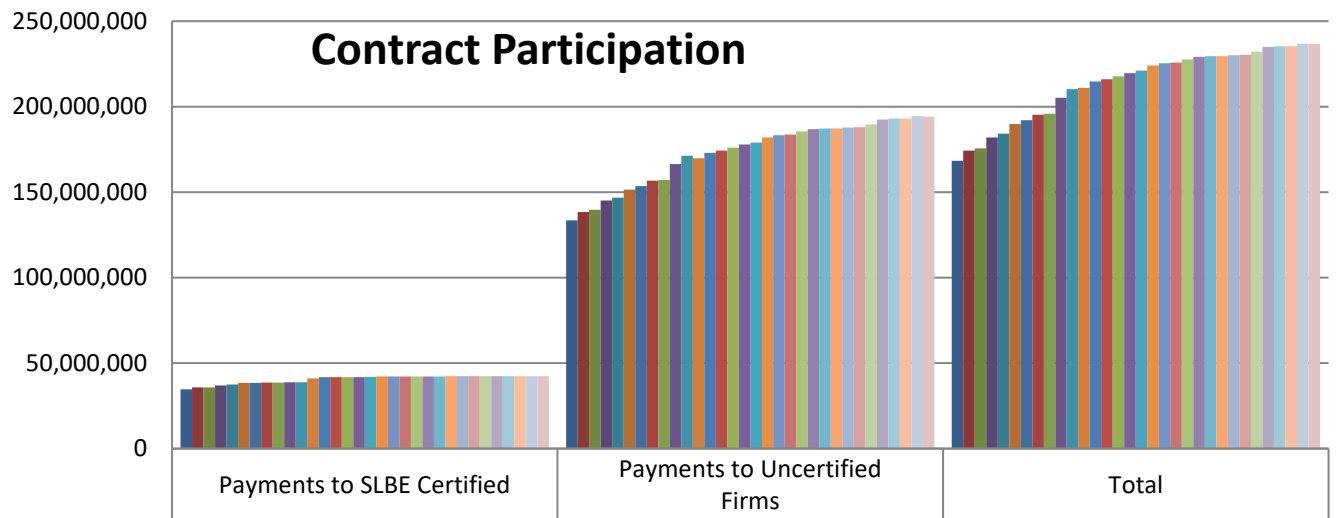
3. Office of the Small Business Opportunity Cross Functional Team

Team Matrix		
Name	Department	Title
Vacant	GCS	Director of GCS
Vacant	Transportation	Director of Transportation
Bryant Davis	GCS	Asst. Director of GCS
Erica Wade	OSBO	Manager of OSBO
Pam Green	OSBO	Assistant Manager of OSBO
Michelle Rosenthal	OSBO	Business Development Coordinator
Vacant	OSBO	Project Coordinator
Jennifer Wladischkin	Procurement	Manager of Procurement
Yolanda Davis	Procurement	Contract Specialist
Vacant	Transportation	Deputy Director
Vacant	Transportation	Senior Accountant
Nathaniel Miller	Transportation	Contract & Budget Manager

4. Goal Setting Committee (GSC)

Team Matrix		
Name	Department	Title
Erica Wade	OSBO	Manager of OSBO
Project Managers	Transportation	Project Manager
Michelle Rosenthal	OSBO	Business Development Coordinator
Margaret Jones	OSBO	Certification & Compliance Specialist
Jennifer Wladischkin	Procurement	Manager of Procurement
Vacant	Transportation	Estimator

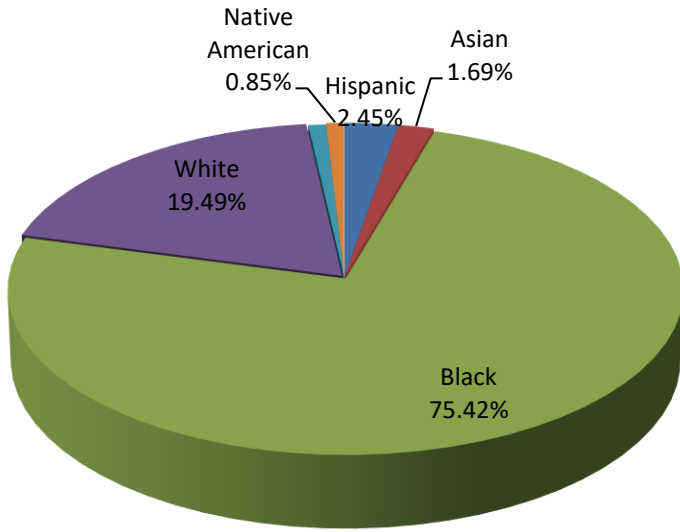
5. Analysis:



	Payments to SLBE Certified	Payments to Uncertified Firms	Total
16-Apr-19	34,762,568	133,599,345	168,361,913
14-May-19	35,884,580	138,427,667	174,312,247
19-Jun-19	35,889,391	139,733,398	175,622,789
16-Jul-19	36,874,220	145,152,340	182,026,560
17-Sep-19	37,473,273	146,742,374	184,215,647
15-Oct-19	38,383,126	151,503,956	189,887,082
14-Nov-19	38,496,430	153,619,259	192,115,689
14-Jan-20	38,523,255	156,705,179	195,228,434
7-Feb-20	38,695,648	157,051,672	195,747,320
24-Apr-20	38,866,455	166,379,141	205,245,596
18-May-20	38,871,422	171,323,232	210,194,654
23-Jun-20	41,131,329	169,774,876	210,906,205
27-Aug-20	41,703,727	173,066,890	214,770,617
23-Sep-20	41,777,877	174,332,410	216,110,287
22-Oct-20	41,721,101	176,030,848	217,751,949
19-Nov-20	41,792,337	177,842,068	219,634,405
14-Jan-21	42,019,418	179,047,628	221,067,046
18-Mar-21	42,076,070	181,960,860	224,036,930
20-Apr-21	42,154,269	183,322,004	225,476,273
19-May-21	42,208,221	183,644,213	225,852,434
24-Jun-21	42,217,760	185,447,251	227,665,011
23-Jul-21	42,219,454	186,892,961	229,112,415
24-Aug-21	42,232,702	187,258,224	229,490,926
23-Sep-21	42,263,519	187,227,407	229,490,926
19-Oct-21	42,284,576	187,780,426	230,065,002
16-Nov-21	42,329,427	187,932,217	230,261,644
15-Dec-21	42,358,388	189,749,146	232,107,534
20-Jan-22	42,368,514	192,504,275	234,872,789
24-Feb-22	42,370,634	192,992,792	235,363,426
15-Mar-22	42,377,985	192,985,441	235,363,426
13-Apr-22	42,445,693	194,430,587	236,876,280
12-May-22	42,445,693	194,152,954	236,598,647

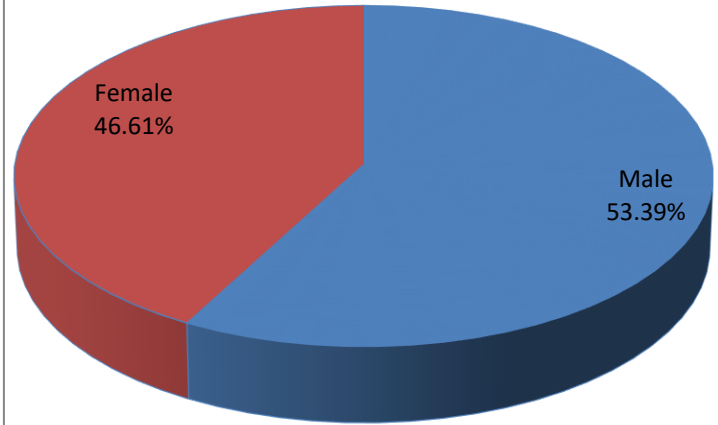
SLBE Firms by Ethnicity

Number of Firms, Percentage

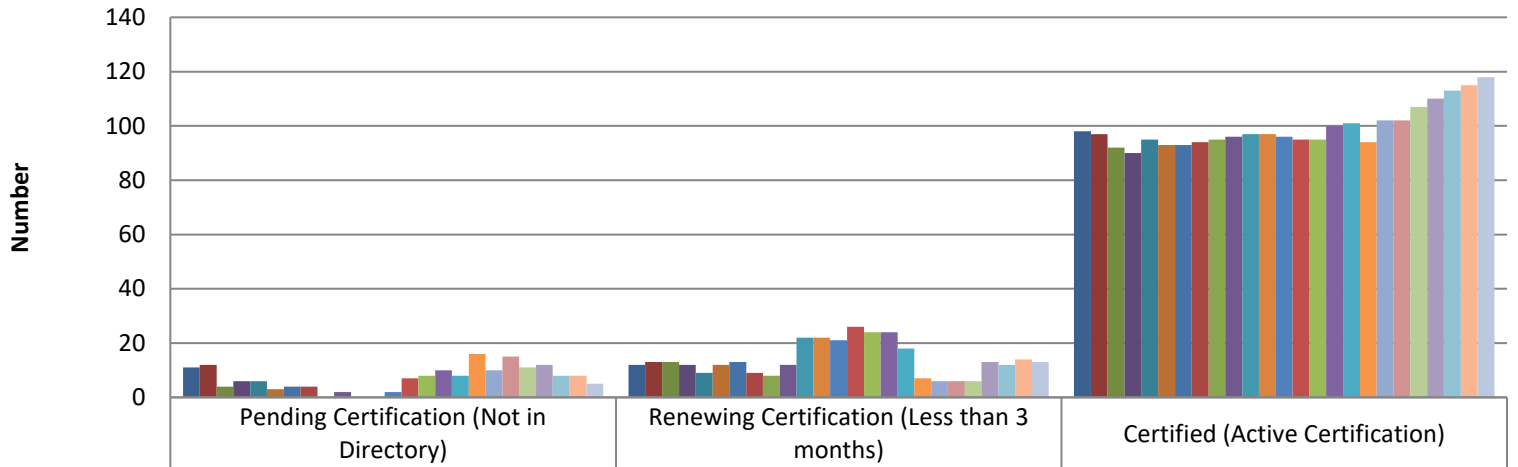


SLBE Firms by Gender

Number of Firms, Percentage



SLBE Certified Firm Status



	Pending Certification (Not in Directory)	Renewing Certification (Less than 3 months)	Certified (Active Certification)
15-Jan-20	11	12	98
7-Feb-20	12	13	97
23-Apr-20	4	13	92
18-May-20	6	12	90
23-Jun-20	6	9	95
27-Aug-20	3	12	93
23-Sep-20	4	13	93
22-Oct-20	4	9	94
19-Nov-20	0	8	95
14-Jan-21	2	12	96
18-Mar-21	0	22	97
20-Apr-21	0	22	97
19-May-01	2	21	96
24-Jun-21	7	26	95
23-Jul-21	8	24	95
24-Aug-21	10	24	100
23-Sep-21	8	18	101
19-Oct-21	16	7	94
16-Nov-21	10	6	102
15-Dec-21	15	6	102
20-Jan-22	11	6	107
24-Feb-22	12	13	110
15-Mar-22	8	12	113
8-Apr-22	8	14	115
12-May-22	5	13	118

SLBE GOAL PARTICIPATION UPDATE 2018-2021

Project Name	Sheltered Market	SLBE Goal	DATE
2017 Dirt Roads Package H	No	4.05%	February 6, 2018
2017 Dirt Roads Package G	Yes	4.98%	February 22, 2018
Sidewalk Package S-8	Yes	100%	April 19, 2018
Pedestrian Improvements at Intersections	No	12%	July 3, 2018
2018 Sidewalks – Koon Rd. & Farmview St.	Yes	100%	July 18, 2018
2016 PDT Sidewalks-Clemson Road	Yes	100%	October 2, 2018
2018 Richland County Dirt Roads Package I	No	5.95%	October 19, 2018
SERN NIP	No	17.3%	November 15, 2018
2018 Richland County Dirt Roads Project 7 Road Group	No	11%	December 31, 2018
Sidewalks S-13	No	25%	January 17, 2019
Sidewalk Package S-11	No	22%	January 28, 2019
North Springs and Harrington Intersection Improvements	No	15%	March 13, 2019
Atlas Road Widening Project	No	14%	April 4, 2019
2019 Resurfacing Package R	No	0%	April 17, 2019
Lakeside Subdivision (Incl. Sienna Dr.) Resurfacing	No	3%	August 1, 2019
Decker Woodfield NIP-Faraway Drive Sidewalk	No	25%	September 15, 2020
Green Street Phase II	No	8.1%	September 18, 2019
Sidewalk S-12	No	19%	September 24, 2019
2019 Richland County Dirt Road Package K	No	23%	October 17, 2019
Dirt Road Paving Package L	No	24%	June 18, 2021
Bull Street & Elmwood Ave. Intersection Improvement	No	18%	May 24, 2021
Dirt Road Paving Package M	No	8.5%	October 1, 2021
Percival Rd/Screaming Eagle Rd	No	6%	November 16, 2021
Garners Ferry Road (US-378) and Harmon Road (S-86) Intersection Improvement Project	No	18%	December 7, 2021
Blythewood Road Widening	No	15%	March 17, 2022
Sunset Drive Sidewalk Improvement	No	23%	April 1, 2022
Brookfield Road Sidewalk & Chatsworth Shared-Use Pathway	No	25%	April 1, 2022
PUBLIC WORKS			
Lakeside at Ballentine Resurfacing (Non-Transportation)	No	3%	August 1, 2019
Knollwood and Planters Drainage Improvement	Yes	100%	January 21, 2020
Miles Rd/3Bears Road Intersection Resurfacing	No	18%	February 27, 2020
Riverwalk Way and Stockland Road Resurfacing	No	34%	February 28, 2020
Wildewood Subdivision Selected Roadways	No	3%	May 18, 2020
Kneece Road Sidewalk	No	23%	January 7, 2021

Total Certified SLBE's by Industry

Industry	Total
Architectural & Engineering Services	7
Construction Services	39
Non-Professional	11
Professional	50
Wholesale	11
Total	118

6. Department Outlook:

- i. OSBO is reestablishing our collaboration efforts with our business and community partners and members of Richland County Council.
- ii. The Office has set a goal of expanding our SLBE Certification list by 60. Especially in specialty categories highly utilized at Richland County.
- iii. OSBO will continue to work with all county departments encouraging the utilization of our SLBEs.
- iv. OSBO is seeking ways to identify and increase contracting opportunities not just with Richland County Government, but also with our partners.
- v. OSBO is continuously setting SLBE utilization goals on a contract-by-contract basis on Richland County projects to include Transportation projects.
- vi. OSBO is in the process of upgrading our Business Development area. We will offer 1:1 business coaching and counseling services, access to capital coaching, business plan development, marketing coaching and assistance with various certification processes.
- vii. OSBO will continue to offer technical trainings and workshops for our small business community. OSBO is reviewing and updating the current SOPs, Policy and Procedure Manuals and the Ordinances.

• Business Development

- i. OSBO Website Highlights
- ii. Highlighted Article
 - Featured Story
 - Superior Heating and Air Conditioning, LLC
- iii. Manage and coordinate workshops and events to ensure SLBEs and local SBE have opportunities to attend technical and administrative training.
 - Continuing to focus on workshops which provides information to our internal departments about OSBO, and encouraging them to utilize our SLBEs as they make their purchases in the upcoming FY22/23.
 - Continuing to work with our partners on collaborative efforts for our technical workshops and trainings.
 - Coordinated the May Lunch & Learn – Establishing Business Credit
 - Coordinated the May workshop – Know Your Financials: A Deep Dive into the Impact of YOUR Business Decisions on Growth and Expansion
- iv. Attend and participated in following outreaches that provide exposure and awareness of the services the OSBO Office offers to the local business community:
 - Coffee with Carl Columbia Chamber weekly meeting exchange of current information and events.
 - 1 Million Cups Columbia, weekly meetings networking with entrepreneurs and exchanging of information and ideas. Connected with four potential prospects for SLBE certifications.
 - Conducted a presentation at the Industry Day for Minority Contractors sponsored by National Association of Minority Contractors and the City of Columbia (April 29, 2022).
 - City of Columbia Small Business Week Celebration (May 5, 2022).
 - Columbia Small Business Council, monthly meetings via Zoom to discuss needs of business owners, local resources, and networking events (May 9, 2022).

2022 Office of Small Business Opportunity Business Academy

INTERNAL ADMINISTRATIVE WORKSHOPS 2022	DATE 2022	NO. ATTENDED
How to Pitch Your Business Workshop Series (In-person) due to the rise of in Covid-19 cases this workshop format is changed to Virtual and consolidated with the Jan 13 workshop)	Jan 12	
How to Pitch Your Business Workshop Series (Virtual)	Jan 13	68
Did I Win the Bid? Understanding Contracting Series, Part-1, Becoming bid eligible and finding federal, state, and local government contracts	Jan 15	26
Did I Win the Bid? Understanding Contracting Series, Part-2, Estimating your government contract bid (Due to inclement weather this workshop format is changed to Virtual)	Jan 22	25
Did I Win the Bid? Understanding Contracting Series, Part-3, Preparing a government contract	Jan 29	30
Investors and Loan Options for Your Business with Google	Jan 25	16
Create a Project Plan with Google Sheets	Jan 28	23
Build Your Professional Brand w/Google	Jan 31	34
South Carolina Small Business Development Center - How to write a Business Plan (OSBO Partners)	Feb 3	85
"Cash App me" The right way (Hybrid)	Feb 16	31
Learn About Investors and Loan Options for Your Small Business Part 1	Feb 25	17
Make Better Business Decisions with Analytics	Feb 28	16
Lunch & Learn – How to Create an Effective Capability Statement 3rd Thursday of the Month. Topics and delivery (In-person or virtual) may vary	Mar 17	35
Lunch & Learn – Richland County Business Licenses: New Law, New Action	Apr 21	90
Lunch & Learn – Establishing Business Credit	May 19	
Know Your Financial a Deep Dive into the Impact of YOUR Business Decisions on Growth and Expansion	May 21	
TOTAL		496

(Schedule subject to change)

• **Certification and Compliance Report**

May 12, 2022

i. Conducted to (3) Site Visits for Certification

- Site visits provide validation of business, owner equipment, etc. OSBO staff members had the opportunity to interview owner and answer questions from the owner. The site visits was in areas of Professional Services.

ii. Contacted and sent renewal (13 pending) notices to SLBEs

- OSBO reporting provides a 30/60/90 days of implementing renewals to help retain our SLBEs

iii. Posted payments for Prime Contractors

- Posted payment for Prime Contractors in the Supplier Diversity Management System (B2g) which allows subcontractor to confirm payments

- iv. Participated in the City of Columbia Small Business Week Celebration on May 6, 2022.
 - Provide exposure and awareness of the services the OSBO Office offers to the local business community.

- v. Attend the NAMC Minority and Contracting Roundtable Event April 29, 2022
 - The event provided information in regards to issues, concerns, investments, and opportunities that directly impact and/or benefit minorities in the contracting environment, as owners and company leaders.

- **Program Coordination**

- i. CV-19 small business relief grant application portal closed on December 20, 2021. Approximately 30 have been identified for further review and approval. OSBO working with Community Development and Finance to finalize the process.
- ii. Workshops were held for the “Seeds to Engage” Small Business Seed Grant to assist with Pitch preparation. Tentatively looking to launch the Seed Grant in Summer of 2022.
- iii. Coordinated the May Lunch & Learn – Establishing Business Credit
- iv. Coordinated the May workshop – Know Your Financial: A Deep Dive into the Impact of YOUR Business Decisions on Growth and Expansion

Transportation Update- May 16, 2022

General Information

Committee\Council Approvals

- South Fork Ventures, LLC Mitigation Credits – Council May 3, 2022
- I-20 \Broad River Rd. Interchange Fund Deprogramming – Council May 3, 2022

Upcoming Committee\Council Items

- Garners Ferry\Harmon Intersection Construction Award – Committee May 24, 2022
- Administrative Funds Shift To Reserve Funds – Committee May 24, 2022

Pre-Construction Update

- Alpine Rd. Sidewalk – OET is addressing final SCDOT comment and is putting together final bid documents for advertisement.
- Atlas Rd. Widening – OET is working to address final plan comments from SCDOT. City is still working to obtain several easements they need for the water relocation. CSX has requested that a few changes be made to the signal arms at their crossing so the OET will need to address these comments also before submitting final plans to SCDOT for approval. Staff has approved a modification for the OET to address the SCDOT and CSX comments.
- Bluff Rd. Widening Phase 2 – The OET has submitted preliminary ROW plans and cost estimate to the County for review. Staff has provided comments on the plans and cost estimate, the OET is addressing at this time. A public input meeting is tentatively scheduled for June 2nd.
- Blythewood Rd. Widening – ROW certification is being performed to ensure that all property needed has either been acquired or eminent domain procedures have been started on. The OET has begun finalizing the bid package for advertisement, and the Utility Coordinator is completing the final utility report and compiling final utility documents to incorporate into the bid manual.
- Blythewood Rd. Area Improvements – Comments have been received from SCDOT for McNulty St, and staff is in the process of setting up a meeting with OET and SCDOT to discuss comments.. OET is finalizing construction plans and ROW plans for Creech Rd. Extension.
- Broad River Rd. Corridor NIP – The OET has begun work on surveying the site and performing traffic studies. Preliminary Plans are approximately 53% complete and work has started on the ROW plans.
- Broad River Rd. Widening – The OET is working to update the current preliminary plans to meet SCDOT's 2021 design standards.
- Bull\Elmwood Intersection – The bid package is almost complete, and this project is expected to be advertised for construction by June 1.

- Crane Creek NIP – Design for phases 2 and 3 continues.
 - Phase 2 includes new sidewalks along Blue Ridge Terrace, Heyward Brockington Rd, and Crane Church Road
 - Phase 3 includes new sidewalks along Dakota Dr. Seagull Ln., Roberson St., and Lincolnshire North Dr.
- Crane Creek Greenway –The County has received a preliminary rejection from the railroad to allow the greenway to go under their bridge and has a meeting set up with NS to discuss this further. The County, City and OET met with NS to discuss the proposed trail under the railroad’s bridge. The OET has submitted a proposed layout that will meet NS’ clearance criteria, and staff is waiting on feedback from the City before resubmitting this to NS.
- Decker\Woodfield NIP –
 - Brookfield Rd. Sidewalk\Chatsworth Connector - SCDOT has provided comments on the final construction plans, and the OET has addressed comments and resubmitted to SCDOT. A maintenance agreement between the County and RCRC will need to be executed in order for RCRC to take over permanent maintenance of the Connector. This portion of the NIP will also have intersection pedestrian improvements along Decker Blvd. added to it, which will include work at the intersection of Decker Blvd. with O’Neil Ct, Brookfield Rd, Faraway Dr., and Percival Rd.
 - Hunt Club Rd – The OET is finalizing 30% plans.
- Dirt Road Paving Package N is being finalized and is anticipated to be advertised in the spring\summer of 2022.
- Garners Ferry\Harmon Intersection – This will be on the May 24th Transportation Committee meeting for approval to award the construction contract.
- Gills Creek Greenway – The City has rejected the proposed layout of the greenway along Timberlane Rd. and up to Bright Ave. This project is on hold.
- Lower Richland Blvd. Widening – The OET is working on finalizing preliminary plans.
- Percival Rd. Sidewalk – The OET is in the process of completing the construction plans to be submitted to SCDOT for approval.
- Pineview Rd. Widening – The OET is working on 30% preliminary plans for the descoped plans for this project.
- Polo Rd. Widening – The OET has submitted 30% plans to SCDOT for review.
- Resurfacing Package S – Staff is in the process of finalizing a bid package for this project.
- Resurfacing Package T – Staff has finalized the list of roads that will be included in this package and is in the process of getting a list of quantities and cost estimate finalized.
- Screaming Eagle\Percival Intersection – This has been submitted to Procurement for advertisement.

- Shop Rd. Widening – The OET has completed their analysis of the existing drainage system in the area of George Rogers Blvd\Shop Rd\Rosewood and has discovered that the existing system is significantly undersized. Because the existing SCDOT drainage system is undersized, the OET is reviewing options to eliminate impacts from the County’s project.
- Smith\Rocky Branch Greenway – The OET is working to finalize ROW plans. 30% structural plans have been submitted to the City for review. The County will submit an Administrative Adjustment request to the City to allow pressure-treated lumber to be used in place of composite material and to allow the use of treated lumber in place of aluminum for the handrails.
- Spears Creek Church Road Widening- The OET is waiting for final approval from SCDOT on the preliminary plans. Preliminary utility coordination has begun.
- Sunset Dr. Sidewalk - The OET has submitted final plans to SCDOT.
- Trenholm\Newcastle NIP – The OET is working to complete preliminary plans.

Construction Update

- Dirt Road Package K- Approximately 95% complete.
 - Robert James Rd., Rocky Rd., Barkley Rd., South Dr.
- Dirt Road Package L – Contractor has performed clearing\grubbing on all three roads.
 - Dogwood Shores Ln., Lake Dogwood Cir. S, Wider Rd.
- Dirt Road Package M –This will include the following roads: Bow String Rd., Maggie Hipp Rd., Rosa Dowdy Rd., and Tall Oaks Dr. Contractor has begun work on Bow String Rd.
- Innovista Phase II- Approximately 90% complete. Shade structure still needs to be manufactured and installed and the Devine and Gadsden railroad crossings need to be closed. The City still needs to petition the court for the two closures. The bridge opening is expected to occur mid-November.
- North Main Street – The County has approved change order 6 and has submitted to SCDOT for their approval, which will allow the intersection with Monticello Rd. to be completed. SCDOT has approved the CO and submitted it to the Federal Highway Administration (FHWA) for approval.
- Resurfacing Package R- Approximately 95% complete.
- Three Rivers Greenway Ph. 1B – Construction is complete, contractor is working to finalize as-builts.

Open Solicitations:

Upcoming Solicitations:

- Alpine Road Sidewalk- Spring 2022
- Percival Road Sidewalk: Summer 2022
- Sunset Drive Sidewalk: Spring 2022
- Atlas Road Widening Phase 1: Summer 2022
- Bull\Elmwood Intersection: Spring 2022
- Blythewood Widening: Spring 2022
- Dirt Road Package N: Summer 2022
- Screaming Eagle\Percival Intersection: Spring 2022
- Resurfacing Package S: Spring 2022
- Resurfacing Package T: Summer 2022

RESURFACING PACKAGE S

Name	District(s)	Name	District(s)
1. <u>Acme St</u>	<u>10</u>	26. <u>Jim Koon Rd</u>	<u>2</u>
2. <u>Alcott Dr</u>	<u>4</u>	27. <u>Kirton Ct</u>	<u>1</u>
3. <u>Arbor Oaks Ct</u>	<u>2</u>	28. <u>Lakewood Cir</u>	<u>2</u>
4. <u>Bamboo Grove Ct</u>	<u>1</u>	29. <u>Lee Ridge Ct</u>	<u>7</u>
5. <u>Beaver Creek Cir</u>	<u>7</u>	30. <u>Mauney Dr</u>	<u>10</u>
6. <u>Bedford Dr/Rd</u>	<u>7</u>	31. <u>Nevamar Dr</u>	<u>3</u>
7. <u>Bennie Dr</u>	<u>2</u>	32. <u>Newcastle Dr</u>	<u>3</u>
8. <u>Cape Flattery Ct</u>	<u>2</u>	33. <u>North Hunters Ct</u>	<u>3</u>
9. <u>Carlow Dr</u>	<u>11</u>	34. <u>Pelican Cir</u>	<u>7</u>
10. <u>Charlwood Ct</u>	<u>1</u>	35. <u>Rock Hampton Rd</u>	<u>1</u>
11. <u>Chatteris Rd</u>	<u>1</u>	36. <u>Rushing Wind Dr</u>	<u>1</u>
12. <u>Cockspur Cir</u>	<u>1</u>	37. <u>South Mercer Ct</u>	<u>2</u>
13. <u>Cordova Dr</u>	<u>7</u>	38. <u>Saxonbury Dr</u>	<u>3</u>
14. <u>Crayford Rd</u>	<u>1</u>	39. <u>Sesqui Trl</u>	<u>8, 9</u>
15. <u>Crooked Stick Ct</u>	<u>7</u>	40. <u>Springcrest Dr</u>	<u>7</u>
16. <u>Deer Tract Dr</u>	<u>1</u>	41. <u>Stonewall Ct</u>	<u>1</u>
17. <u>Doncaster Ct</u>	<u>1</u>	42. <u>Stoney Point Ln</u>	<u>1</u>
18. <u>E Creek Ct</u>	<u>1</u>	43. <u>Sunmeadow Dr</u>	<u>7</u>
19. <u>Ellafair Ln</u>	<u>1</u>	44. <u>Tapp Pt</u>	<u>1</u>
20. <u>Freestone Dr</u>	<u>7</u>	45. <u>Timberlake Ct</u>	<u>1</u>
21. <u>Harrington Ct</u>	<u>1</u>	46. <u>Top Flight Ct</u>	<u>1</u>
22. <u>Hawks Ridge Ct</u>	<u>8</u>	47. <u>Treyburn Rd</u>	<u>1</u>
23. <u>Hever Ct</u>	<u>1</u>	48. <u>Wenlock Cir</u>	<u>1</u>
24. <u>Hunter Hill Rd</u>	<u>1</u>	49. <u>Whitmell Ave</u>	<u>3</u>
25. <u>Jarrold Ct</u>	<u>2</u>	50. <u>Woodhouse Ct</u>	<u>1</u>

RESURFACING PACKAGE T

Name	District(s)	Name	District(s)
1. <u>Auburn Ct</u>	<u>8</u>	14. <u>Innis Ct</u>	<u>8</u>
2. <u>Berry Ridge Cir</u>	<u>8</u>	27. <u>Old Still Rd W</u>	<u>9</u>
3. <u>Brassie Ct</u>	<u>9</u>	28. <u>Pisgah Dr</u>	<u>11</u>
4. <u>Briar Ln</u>	<u>6</u>	29. <u>Ridge Pond Dr</u>	<u>8</u>
5. <u>Brookmist</u>	<u>8</u>	30. <u>South Hunter Ct</u>	<u>3</u>
6. <u>Cambride Oaks Dr</u>	<u>8</u>	31. <u>Saxon Shore Rd</u>	<u>11</u>
7. <u>Cambride Oaks Ct</u>	<u>8</u>	32. <u>Shallow Brook Dr</u>	<u>9</u>
8. <u>Chillingham Rd</u>	<u>1</u>	33. <u>Signal Ln</u>	<u>1</u>
9. <u>Cobblestone Ct</u>	<u>1</u>	34. <u>Silver Lake Cir</u>	<u>1</u>
10. <u>Dovecreek</u>	<u>8</u>	35. <u>Walden Oak Ct</u>	<u>9</u>
11. <u>Flowerwood Ct</u>	<u>11</u>	36. <u>Waterton Way</u>	<u>9</u>
12. <u>Harleston Rd</u>	<u>1</u>	37. <u>Woodbranch Rd</u>	<u>8</u>
13. <u>Hunt Cup Ln</u>	<u>9</u>	38. <u>Woodglen Ln</u>	<u>1</u>

WIDENINGS	Rank	District								
Hardscrabble Road Widening	1	7, 8, 9	\$	29,860,800	\$	28,441,312	\$	-	28,335,018	CO
Clemson Road Widening	2	9, 10	\$	23,400,000	\$	13,031,007	\$	980,000	15,009,148	Closeout
Leesburg Road Widening	3	11	\$	4,000,000	\$	4,000,000	\$	-	2,000,000	SCDOT
North Main Street Widening (includes \$5.4M Intersection)	4	4	\$	30,000,000	\$	53,751,673	\$	23,751,673	53,667,280	CO
Bluff Road Widening Phase 2	5	10	\$	16,700,000	\$	3,500,000	\$	-	1,021,239	Design
Bluff Road Area Improvements	5	10	\$	16,700,000	\$	9,724,498	\$	1,800,000	9,776,270	Complete
Shop Road Widening	6	10	\$	33,100,000	\$	46,500,000	\$	-	2,764,950	Design
Atlas Road Widening	7	10, 11	\$	17,600,000	\$	36,300,000	\$	-	7,854,182	RW
Pineview Road Area Improvements	8	10, 11	\$	18,200,000	\$	8,000,000	\$	-	3,921,059	Design
Blythewood Road Widening (Syrup Mill Road to I-77)	9	2, 7	\$	8,000,000	\$	\$13,208,127	\$	-	2,715,780	RW
Broad River Road Widening	10	1	\$	29,000,000	\$	\$39,700,000	\$	-	995,629	Design
Spears Creek Church Road Widening	11	9, 10	\$	26,600,000	\$	\$29,000,000	\$	-	1,305,599	Design
Lower Richland Boulevard Widening	12	11	\$	6,100,000	\$	8,200,000	\$	-	365,438	Design
Polo Road Widening	13	8, 9, 10	\$	12,800,000	\$	10,600,000	\$	-	619,188	Design
Blythewood Road Area Improvements	14	2, 7	\$	21,000,000	\$	13,000,000	\$	-	859,887	Design
Total Widenings			\$	276,360,800	\$	316,956,618	\$	26,531,673	131,210,667	
INTERSECTION IMPROVEMENTS										
Clemson Rd. & Rhame Rd./North Springs Rd.	*	8, 9	\$	3,500,000	\$	4,096,203	\$	-	3,857,479	Complete
Broad River Rd. and Rushmore Rd.	*	0	\$	3,700,000	\$	1,213,739	\$	-	1,198,504	Complete
Farrow Rd. and Pisgah Church Rd.	*	7	\$	3,600,000	\$	2,243,860	\$	-	2,068,722	Complete
North Springs Rd. and Risdon Way	*	8, 9	\$	1,800,000	\$	1,936,802	\$	-	2,035,017	Complete
Summit Pkwy and Summit Ridge Rd.	*	8, 9	\$	500,000	\$	1,425,120	\$	-	1,407,819	Complete
Kennerty Rd. & Coogler Rd./Stepple Ridge Rd.	*	1	\$	1,900,000	\$	2,736,144	\$	-	2,598,629	Complete
Wilson Blvd. and Pisgah Church Rd.	-	7	\$	3,600,000	\$	-	\$	-	405	Complete
Wilson Blvd. and Killian Rd.	1	7	\$	2,600,000	\$	-	\$	-	405	Complete
Clemson Rd. and Sparkleberry Ln.	2	9, 10	\$	5,100,000	\$	12,780,946	\$	-	4,403,122	Design
Bull St. and Elmwood Ave.	3	4	\$	2,000,000	\$	3,798,811	\$	-	907,387	RW
North Main St / Monticello Rd.(constructed with N. Main Widening)	4	4	\$	5,400,000	\$	5,400,000	\$	-	3,173,875	CO
Hardscrabble & Kelly Mill Rd.(constructed with Hardscrabble Widening)			\$	3,000,000	\$	-	\$	-	-	CO
Garners Ferry Rd. and Harmon Rd.	6	11	\$	2,600,000	\$	2,600,000	\$	-	381,763	RW
North Springs Rd. and Harrington Rd.	7	8, 9	\$	2,000,000	\$	1,352,631	\$	-	1,234,034	Closeout
Screaming Eagle Rd. and Percival Rd.	8	9, 10	\$	1,000,000	\$	3,100,000	\$	-	423,162	RW
Total Intersection Improvements			\$	42,300,000	\$	42,684,255	\$	-	23,690,323	
SPECIAL PROJECTS										
Riverbanks Zoo Transportation Related Projects	1	5	\$	4,000,000	\$	3,345,525	\$	-	3,346,412	Complete
Innovista 1 (Greene St. Phase 1)	2	5	\$	50,000,000	\$	18,119,764	\$	-	17,897,970	Complete
Innovista 2 (Greene St. Phase 2)	4	5				23,236,029	\$	-	21,025,798	CO
Innovista 3 (Williams St.)	9	5				-	\$	-	-	NS
Shop Road Extension Phase 1	3	10	\$	71,800,000	\$	35,163,888	\$	3,476,675	32,446,866	Complete
Shop Road Extension Phase 2	5	10				27,000,000	\$	-	2,697,752	Design
Kelly Mill Road	7	2, 9	\$	4,500,000	\$	4,500,000	\$	-	-	NS
Commerce Drive Improvements	8	10	\$	5,000,000	\$	5,000,000	\$	-	63	NS
Neighborhood Improvement Projects	0	0	\$	63,000,000	\$	63,000,000	\$	994,090	11,320,520	Various
Total Special Projects			\$	198,300,000	\$	179,365,206	\$	4,470,765	88,735,381	
INTERCHANGE (I-20 / Broad River Road)				\$ 52,500,000	\$	52,500,000	\$	-	-	NS
DIRT ROAD PAVING				\$ 45,000,000	\$	45,000,000	\$	-	23,532,840	Various
RESURFACING				\$ 40,000,000	\$	41,400,000	\$	1,400,000	32,861,940	Various
PROGRAM (traffic studies / plans / mitigation bank)				\$ 1,559,844	\$	16,254,346	\$	-	14,143,051	Various
TOTAL ROADWAY PROJECTS			\$	656,020,644	\$	694,160,425	\$	32,402,438	314,174,203	

BIKE/PED/GREENWAY (Referendum Total = \$80.9M)	REFERENDUM	CURRENT ESTIMATE	OUTSIDE FUNDING AWARDED	EXPENDED TO DATE	*PHASE		
GREENWAY PROJECTS							
Three Rivers Greenway Extension 1A/1B	1	5	\$ 7,902,242	\$ -	7,765,474	CO	
Three Rivers Greenway Extension 2		5	\$	\$2,200,000	Design		
Lincoln Tunnel Greenway	2	4, 5	\$ 892,739	\$ 1,496,947	\$ 323,680	Complete	
Gills Creek A (Lake Katherine to Congaree)	3	6, 10	\$ 2,246,160	\$ 5,376,724	\$ -	539,172	Design
Smith/Rocky Branch C (Rocky Branch to Harden)	4	4	\$ 901,122	\$ 2,747,621	\$ -	390,283	Design
Gills Creek B (Wildcat Creek/Fort Jackson) - Removed	5	6, 11	\$ 2,785,897	\$ -	\$ -	277	
Smith/Rocky Branch B (Clement Rd to Colonial Dr) - Removed	6	4	\$ 1,415,316	\$ -	\$ -	-	
Smith/Rocky Branch A (Three Rivers to Clement Rd) - Removed	7	4	\$ 431,183	\$ -	\$ -	-	
Gills Creek North C (Trenholm to Lake Katherine) - Removed	8	6	\$ 344,667	\$ -	\$ -	-	
Crane Creek A (Monticello Rd to Three Rivers) -Removed	9	4	\$ 1,541,816	\$ -	\$ -	-	
Crane Creek B (to Smith Branch)	10	4	\$ 460,315	\$ 2,796,039	\$ -	312,905	Design
Columbia Mall Greenway	11	3, 8	\$ 648,456	\$ 648,456	\$ -	2,027	Design
Polo Road / Windsor Lake Boulevard Connector	12	3, 8	\$ 385,545	\$ 490,741	\$ -	-	Design
Woodbury / Old Leesburg Connector-Removed	13	11	\$ 116,217	\$ -	\$ -	-	
Crane Creek C (Crane Forest)- Removed	14	7	\$ 793,908	\$ -	\$ -	-	
Dutchman Boulevard Connector- Removed	15	4	\$ 105,196	\$ -	\$ -	-	
Total Greenway Projects			\$ 20,970,779	\$ 23,658,770	\$ 323,680	9,010,138	
BIKEWAY PROJECTS			\$ 22,008,773	\$19,808,773	\$ -	514,174	
SIDEWALK PROJECTS			\$ 26,926,370	\$ 26,926,370	\$ 2,794,002	1,057,538	Various
PEDESTRIAN IMPROVEMENT PROJECTS			\$ 2,836,080	\$ 1,136,080	\$ -	580,895	Various
Undesignated			\$ 8,146,354	\$ -	\$ -	432	Complete
TOTAL BIKE / PED / GREENWAY			\$ 80,888,356	\$ 71,529,994	\$ 3,117,682	10,972,309	
COMET EXPENDITURES			\$ 300,991,000	\$ 300,991,000	\$ -	158,275,205	
ADMINISTRATIVE COST			\$ 32,100,000	\$ 32,100,000	\$ -	969,472	
TOTAL PROGRAM			\$ 1,070,000,000	\$ 1,098,781,418	\$ 35,520,120	484,391,189	



TO: Transportation Penny Advisory Committee, et al
 FROM: The COMET Team
 CC: Derrick Huggins, Interim Executive Director
 SUBJECT: The COMET – Planning Activities Update

These are a list of projects The COMET is undergoing for the reporting period:

1. Lucius Rd Super Stop
2. Reimagine The COMET
3. Completion and launching of new website
4. Continued coordination of plans for all construction projects for new bus stops amenities (see next pages)
5. Electric Bus Project
6. May 8th service changes
7. Current Ridership (data is listed below)

Ridership Report

March		2021		2022			Difference from Previous Year		
Route	Description	Boardings	Boardings per vehicle hour	Boardings	Boardings Per hour or Trip (Efficiency)	Subsidy per passenger	Farebox Recovery Ratio	Boardings	Efficiency
Systemwide totals	All Boardings Total	199,088		144,505				▼ -54,583	
	Fixed-Route Total	193,399	13.4	138,713	10.4	\$ 5.49	13.7%	▼ -54,686	▼ -3.0
	Weekday Service	160,326	13.9	118,115	11.3	\$ 4.95	15.0%	▼ -42,211	▼ -2.6
	Saturday Service	18,781	11.8	11,788	7.7	\$ 7.67	10.2%	▼ -6,993	▼ -4.1
	Sunday Service	14,292	10.5	8,810	6.1	\$ 9.91	8.1%	▼ -5,482	▼ -4.4
	Flex Route	1,849	3.7	299	0.8	\$ 80.00	1.1%	▼ -1,550	▼ -2.9
	DART	3,915	1.9	5,493	3.4	\$ 19.92	24.8%	▲ 1,578	▲ 1.5

Also included for your information are the Financial Data and DBE spending reports.

Any additional information, please contact us at JBowers@thecometsc.gov or 803 255 7132.

DAVIS & FLOYD

SINCE 1954

May 4, 2022

Derrick Huggins
Interim Executive Director
The COMET
3613 Lucius Rd
Columbia, SC 29201

Re: Bus Stop Shelter and Bench Permitting - Summary of Work
D&F Job Number: 13827.00

Dear Mr. Huggins:

WORK COMPLETED THIS PERIOD:

- Site Designs, Status Reports, Effort Review, and Project Management
- Coordination with SCDOT regarding outstanding permits.
- AOS completed construction of one stop: Stop #717 Clement McCrae SB
- Bi-Weekly Meeting with Eric Harris/Blake Gibbons to discuss new work requests and review pending questions needing COMET input

WORK IN PROGRESS:

- AOS has the following stops under construction (3): Stop #1184 Devine Bonham EB, Stop #697 Two Notch Covenant NB and Stop #1101 Fairfield Buckner SB

UNRESOLVED ISSUES:

- Stop 1037 Forest Trenholm WB – SCDOT is waiting for Forest Acres to provide input before issuing permit.

PENDING ITEMS REQUIRING CLIENT ACTION:

- Stop #1186 Assembly Flora SB (under legal review)
- Stop #1654, Approval and signature for encroachment agreement with Dixie Pipeline.

Very truly yours,

DAVIS & FLOYD



Todd J. Warren, PE
Vice President

240 Stoneridge Drive, Suite 305, Columbia, SC 29210
P. (803) 256-4121 F. (803) 254-4549

WWW.DAVISFLOYD.COM

COMET Shelter and Bench Permitting Status May 2022

Completed Sites

Shelters

None for this period

Benches

Stop #717 Clement McRae SB

Boarding and Alighting

None for this period

Approved Sites

Shelters

Stop #1654 Broad Shivers NB

Stop #1186 Assembly Flora SB

Stop #697 Two Notch Covenant NB

Stop #1101 Fairfield Buckner SB

Benches

Stop #1650 Hardscrabble Bush NB (Awaiting sidewalk completion of Hardscrabble Widening)

Stop #1184 Devine Bonham EB

Boarding and Alighting

None for this period

Sites Currently Under Permit Review

Shelters

Stop #43 Pendleton Barnwell EB – City of Columbia (City requesting neighborhood feedback)

Stop #1037 Forest Trenholm WB – SCDOT

Stop #269 Gavilan Campanella - SCDOT

Benches

Stop #223 Read Oak EB – City of Columbia (City requesting neighborhood feedback)

Stop #1407 Bull Richland SB – SCDOT

Boarding and Alighting

None for this period

Sites in Design

Shelters

Stop #1094 Monticello Road and Elliot Avenue

Stop #306 Barhamville Road and Germany Street

Stop #623 Fairfield Road and Stebondale Road

Stop #788 Decker Boulevard and Wedgefield Road

Stop #1723 Killian Walmart (Working with Walmart regarding easement)

Stop #1192 Medical Park @ Prisma Health

Stop #1248 Richland Assembly WB

Stop #1147 Elmwood Park WB

Stop #422 Parklane Brighton SB

Benches

Stop #1707 Longcreek Drive and Cambout Street

Stop #225 Harbison Boulevard and Parkridge Drive

Stop #99 Park Abbeville SB

Stop #1378 W Hospital Sunset NB

Stop #676 Park Elmwood NB

Stop #1772 Veterans Byron SB

Stop #848 Blossom Park WB

Stop #1134 Broad Zimalcrest SB

Stop #325 Broad Rushmore NB

Stop #331 Broad Shivers SB

Stop #653 Main Colleton SB

Stop #683 Main Prescott NB

Stop #1655 Broad Beatty NB

Stop #1218 Main Miller SB

Stop #21 Harden Rosewood NB


Boarding and Alighting

None for this period

Central Midlands Regional Transit Authority
Condensed Statement of Financial Position
Period Ended 03/31/22

	Actual PTD 3/31/2022	Actual YTD 3/31/2022	Budget YTD FY 2022
Revenues:			
Passenger Fares/Revenue Contracts	319,485	2,858,986	2,463,507
Special (Advertising, Interest, Rental, Etc)	27,661	583,823	306,540
Admin/Misc/Gain(Loss) Sale of Assets	16,624	(26,743)	80,371
Local Revenue (The Penny)	1,998,135	23,483,219	14,960,196
Reimbursement (RTAP, UofSC, etc)	4,332	885,461	661,652
State (SCDOT)	-	(0)	705,214
CBDG & Hospitality	-	4,390	9,000
Federal (CARES Act, CRRSA, ARP)	1,118,736	10,063,824	17,111,522
Total Revenue	\$ 3,484,973	\$ 37,852,960	\$ 36,153,699
Expenses:			
Contract Operator	1,658,070	15,719,455	17,839,042
Federal/State	120,093	1,442,589	12,305,551
Fuel	209,061	1,480,345	2,596,286
Administrative (includes Salaries & Benefits)	121,066	1,020,579	1,364,838
Professional Services	105,142	920,529	1,015,594
Utilities	27,036	225,481	272,970
Other Operating Expenses	13,199	152,207	873,109
Depreciation	289,114	2,560,662	-
Total Expenses	\$ 2,542,781	\$ 23,521,848	\$ 36,147,136
Net Income (Loss) From Operations + Depreciation add back:	\$ 1,231,493	\$ 16,903,499	\$ 6,564
Cash:			
Petty Cash		173	
Operating Acct - Wells Fargo		-	
<i>OPTUS Bank</i>			
Operating Reserve Funds	3,878,524		
Capital Reserve Funds	2,759,356	6,637,880	
<i>Local Gov't Investment Pool</i>			
Emergency Reserve	10,158,288		
Operating Reserve	8,572,909	18,731,197	
<i>Security Federal Bank</i>			
Operating/Sweeps Acct		9,106,961	
Total Cash		\$ 34,476,210	
Total Assets		\$ 74,614,335	
Total Current Liabilities		\$ 8,107,237	

**M/DBE Tracking
Local Funds Only
July 1, 2020 - February 28, 2022**

Fiscal Year Summary (July 1, 2020 - February 28, 2022)			The COMET/Contractors Vendor Name	The COMET Paid Vendor YTD	Amount DBE Paid YTD* (Direct/Indirect)	Contract M/DBE Requirement	Percentage of Goal Achieved
Vendors Paid - Contracts with M/DBE Goal	\$ 27,882,959.32	1	A James Global Services	\$ 109,358.39	\$ 109,358.39	100%	100%
# M/DBEs Paid*	\$ 7,274,791.60	2	AOS Specialty Contractors (20%)	\$ 310,518.07	\$ 310,518.07	100%	100%
The COMET M/DBE Goal	25%	3	Able South Carolina	\$ 204,985.86	\$ 2,900.00	2%	1%
M/DBE Goal Percentage Achieved	26.1%	4	Amerigas	\$ 884,128.37	\$ 9,360.00	2%	1%
# Vendors with M/DBE Goal	18	5	B & C Associates	\$ 143,754.50	\$ 143,754.50	100%	100%
Note: Data reviewed from The COMET's Check Register from July 2020 -February 2022		6	Brownstone Construction Group (MBE) (20%)	\$ 107,339.44	\$ 101,570.84	2%	95%
**Payments being verified for RATP Dev/Payments reflect up thru January 2022		7	Burr Furman McNair	\$ 492,391.97	\$ 73,730.00	2%	15%
		8	Capital Building Services	\$ 116,854.61	\$ 116,854.61	100%	100%
		9	Chernoff Newman	\$ 77,068.75	\$ 4,050.00	2%	5%
		10	CR Jackson Inc (20%)	\$ 128,835.66	\$ 14,668.00	5%	11%
		11	Flock and Rally	\$ 466,330.96	\$ 466,330.96	100%	100%
		12	IT1 Solutions (20%)	\$ 34,921.00	\$ 325.14	2%	1%
		13	New Age Protection	\$ 350,296.20	\$ 350,296.20	100%	100%
		14	RATP Dev**	\$ 23,833,798.62	\$ 5,529,300.57	20.06%	23%
		15	Strategic Mapping (20%)	\$ 351,375.40	\$ 18,390.00	7%	5%
		16	Tolar Manufacturing (20%)	\$ 181,832.60	\$ 2,389.60	2%	1%
		17	Transit Mgmt Oversight & Solutions	\$ 17,014.92	\$ 17,014.92	100%	100%
		18	Walker White (20%)	\$ 72,154.00	\$ 3,979.80	12%	6%
			Total Payments	\$27,882,959.32	\$ 7,274,791.60		26.1%