



RICHLAND COUNTY, SOUTH CAROLINA

2020 Hampton Street
Columbia, SC 29201

FY 2022 - 2026 Five Year Consolidated Plan and FY 2022 Annual Action Plan

*For Submission to HUD for the
Community Development Block Grant Program
And HOME Investment Partnership Program*

August 2022

Honorable Overture Walker
Chair, County of Richland Council



Table of Contents

Executive Summary	4
• ES-05 Executive Summary - 24 CFR 91.200(c), 91.220(b)	4
The Process	24
• PR-05 Lead & Responsible Agencies 24 CFR 91.200(b).....	24
• PR-10 Consultation – 91.100, 91.110, 91.200(b), 91.300(b), 91.215(l) and 91.315(l).....	25
• PR-15 Citizen Participation – 91.105, 91.115, 91.200(c) and 91.300(c)	43
Needs Assessment	46
• NA-05 Overview	46
• NA-10 Housing Needs Assessment - 24 CFR 91.205 (a,b,c).....	47
• NA-15 Disproportionately Greater Need: Housing Problems – 91.205 (b)(2).....	57
• NA-20 Disproportionately Greater Need: Severe Housing Problems – 91.205 (b)(2)	60
• NA-25 Disproportionately Greater Need: Housing Cost Burdens – 91.205 (b)(2).....	64
• NA-30 Disproportionately Greater Need: Discussion – 91.205(b)(2)	65
• NA-35 Public Housing – 91.205(b)	68
• NA-40 Homeless Needs Assessment – 91.205(c)	72
• NA-45 Non-Homeless Special Needs Assessment - 91.205 (b,d).....	73
• NA-50 Non-Housing Community Development Needs – 91.215 (f)	75
Housing Market Analysis	76
• MA-05 Overview	76
• MA-10 Number of Housing Units – 91.210(a)&(b)(2).....	77
• MA-15 Housing Market Analysis: Cost of Housing - 91.210(a).....	79
• MA-20 Housing Market Analysis: Condition of Housing – 91.210(a)	82
• MA-25 Public and Assisted Housing – 91.210(b)	85

- MA-30 Homeless Facilities and Services – 91.210(c)..... 86
- MA-35 Special Needs Facilities and Services – 91.210(d)..... 89
- MA-40 Barriers to Affordable Housing – 91.210(e)..... 91
- MA-45 Non-Housing Community Development Assets – 91.215 (f) 93
- MA-50 Needs and Market Analysis Discussion..... 100
- MA-60 Broadband Needs of Housing occupied by Low- and Moderate-Income Households - 91.210(a)(4), 91.310(a)(2)..... 102
- MA-65 Hazard Mitigation - 91.210(a)(5), 91.310(a)(3)..... 103
- Strategic Plan..... 104**
- SP-05 Overview 104
- SP-10 Geographic Priorities – 91.215 (a)(1)..... 106
- SP-25 Priority Needs - 91.215(a)(2) 109
- SP-30 Influence of Market Conditions – 91.215 (b)..... 117
- SP-50 Public Housing Accessibility and Involvement – 91.215(c)..... 136
- SP-55 Barriers to affordable housing – 91.215(h) 137
- SP-60 Homelessness Strategy – 91.215(d)..... 138
- SP-65 Lead based paint Hazards – 91.215(i)..... 141
- SP-70 Anti-Poverty Strategy – 91.215(j) 143
- SP-80 Monitoring – 91.230 144
- Annual Action Plan..... 146**
- AP-15 Expected Resources – 91.220(c)(1,2) 146
- AP-35 Projects – 91.220(d) 154
- AP-38 Project Summary 156
- AP-50 Geographic Distribution – 91.220(f)..... 162
- AP-55 Affordable Housing – 91.220(g) 166

- AP-60 Public Housing – 91.220(h)..... 167
- AP-65 Homeless and Other Special Needs Activities – 91.220(i) 168
- AP-75 Barriers to affordable housing – 91.220(j) 169
- AP-85 Other Actions – 91.220(k) 170
- Program Specific Requirements.....176**

PART VII. EXHIBITS

- Citizen Participation
 - Group Meetings
 - City Departments Meetings
 - Other Stakeholders Meetings
 - Phone Interviews
 - Community Meetings/Public Hearings
 - Second Public Hearing
 - Residents and Agency/Organization Surveys

DRAFT



Executive Summary

ES-05 Executive Summary - 24 CFR 91.200(c), 91.220(b)

1. Introduction

Established in 1785, Richland County is the county seat of South Carolina and is home to over 400,000 residents. Originally centered around agriculture (Richland County is named after the rich farming land used to support large indigo and cotton crops), Richland County is now the second-most populous county in South Carolina and is home to the military community at Fort Jackson, well-regarded educational institutions, and state-of-the-art hospital systems.

Richland County is a vibrant community with great amounts of racial, economic, and cultural diversity. According to the 2016-2020 American Community Survey, 44.0% of the County population are White and 47.4% of the population is Black or African American. The County also has a notable and growing Hispanic or Latino community which makes up 5.3% of the population. 16.5% of the County population is in poverty while the median income of \$54,441 is similar to the Statewide median income of \$54,864. Over half of all County residents live in unincorporated areas.

Richland County, South Carolina is an entitlement community under the U.S. Department of Housing & Urban Development's (HUD) for the following Federal Programs:

- Community Development Block Grant (CDBG)
- HOME Investment Partnership (HOME)

In compliance with the HUD regulations, Richland County has prepared this FY 2022-2026 Five-Year Consolidated Plan for the period of October 1, 2022, through September 30, 2026. This Five-Year Consolidated Plan is a strategic plan for the implementation of the County's Federal

Programs for housing, community and economic development, and the homeless population within Richland County.

The County has established the following FY 2022-2026 Five-Year Consolidated Plan Strategies for the next five (5) year period:

- Housing Strategy
- Homeless Strategy
- Other Special Needs Strategy
- Community Development Strategy
- Economic Development Strategy
- Administration, Planning and Management Strategy

The Five-Year Consolidated Plan outlines the specific initiatives the County will undertake to address its needs and objectives by promoting:

- the improvements of County infrastructure;
- the rehabilitation and construction of decent, safe, and sanitary housing;
- affordable housing;
- homeownership programs;
- a suitable living environment;
- the improvement of public service programs;
- the expansion of economic opportunities;
- the removal of slums and blighting conditions;
- fair housing; and
- principally benefitting low- and moderate-income persons.

The Five-Year Consolidated Plan is a collaborative effort of Richland County, the community at large, social service agencies/organizations, housing providers, community development agencies/organizations, and economic development agencies/organizations. The planning process was accomplished through a series of public meetings, stakeholder interviews, resident surveys, statistical data, and review of the County's Comprehensive Plan and other community plans.

The Columbia Housing Authority is the designated Housing Authority for Richland County.

Maps:

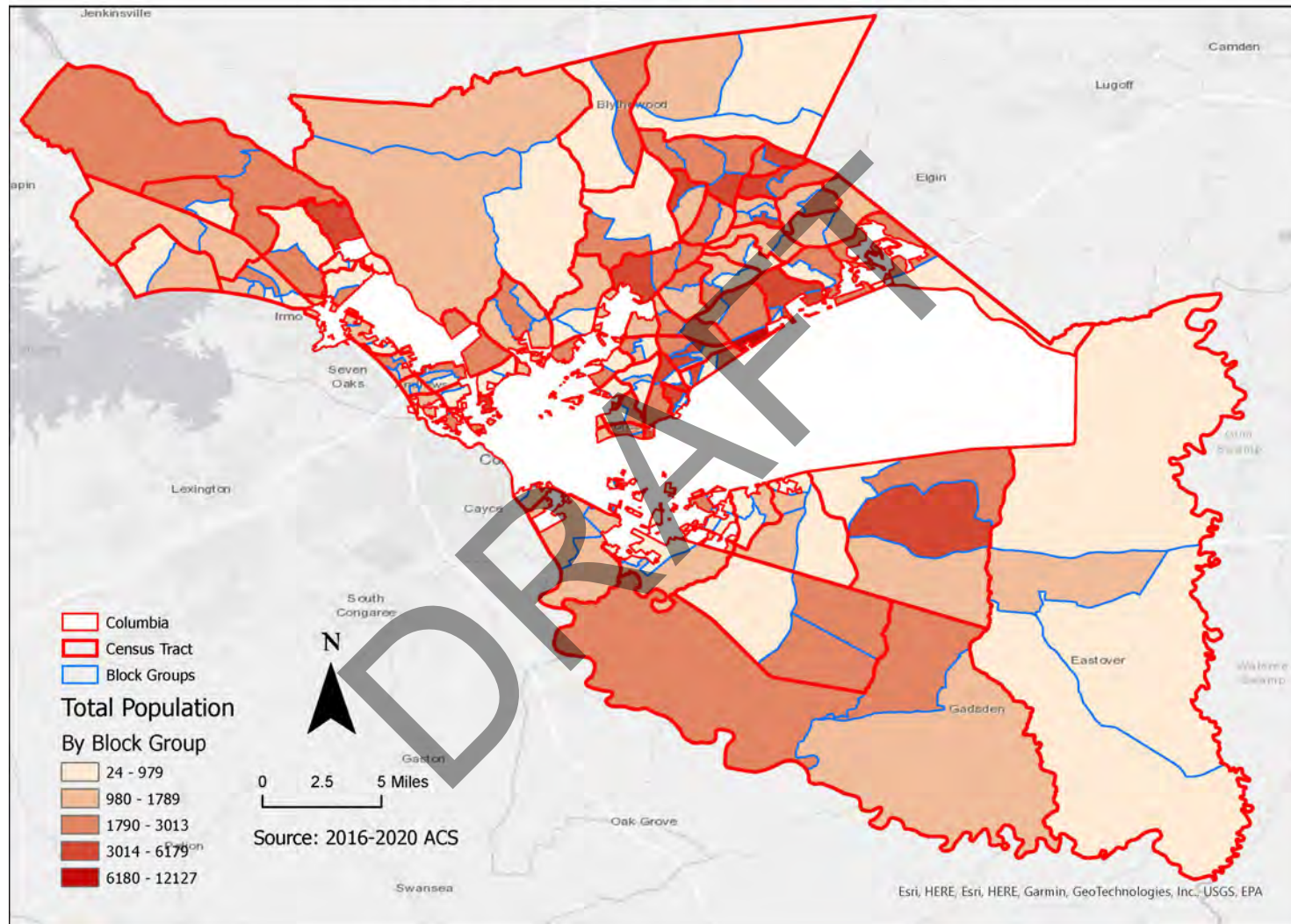
The following maps illustrate the demographic characteristics of Richland County:

- Total Population by Block Group

- Total Population Age 65+ by Block Group
- Percent Population Age 65+ by Block Group
- Percent White Population by Block Group
- Percent Minority Population by Block Group
- Number of Housing Units by Block Group
- Percent Owner-Occupied Housing Units by Block Group
- Percent Renter-Occupied Housing Units by Block Group
- Percent Vacant Housing Units by Block Group
- Low/Moderate Income Percentage by Block Group

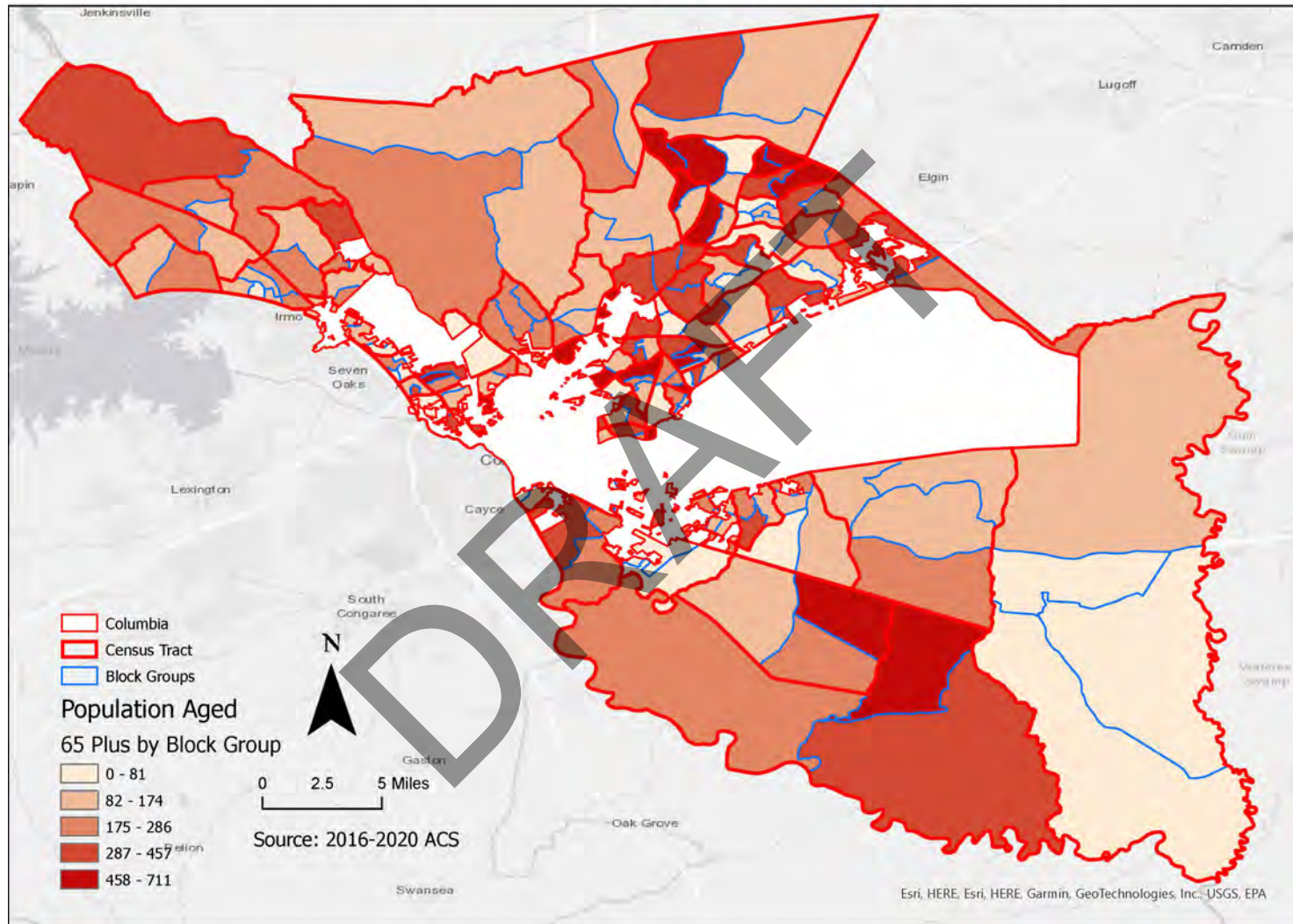
DRAFT

Population By Block Group, Richland County, SC



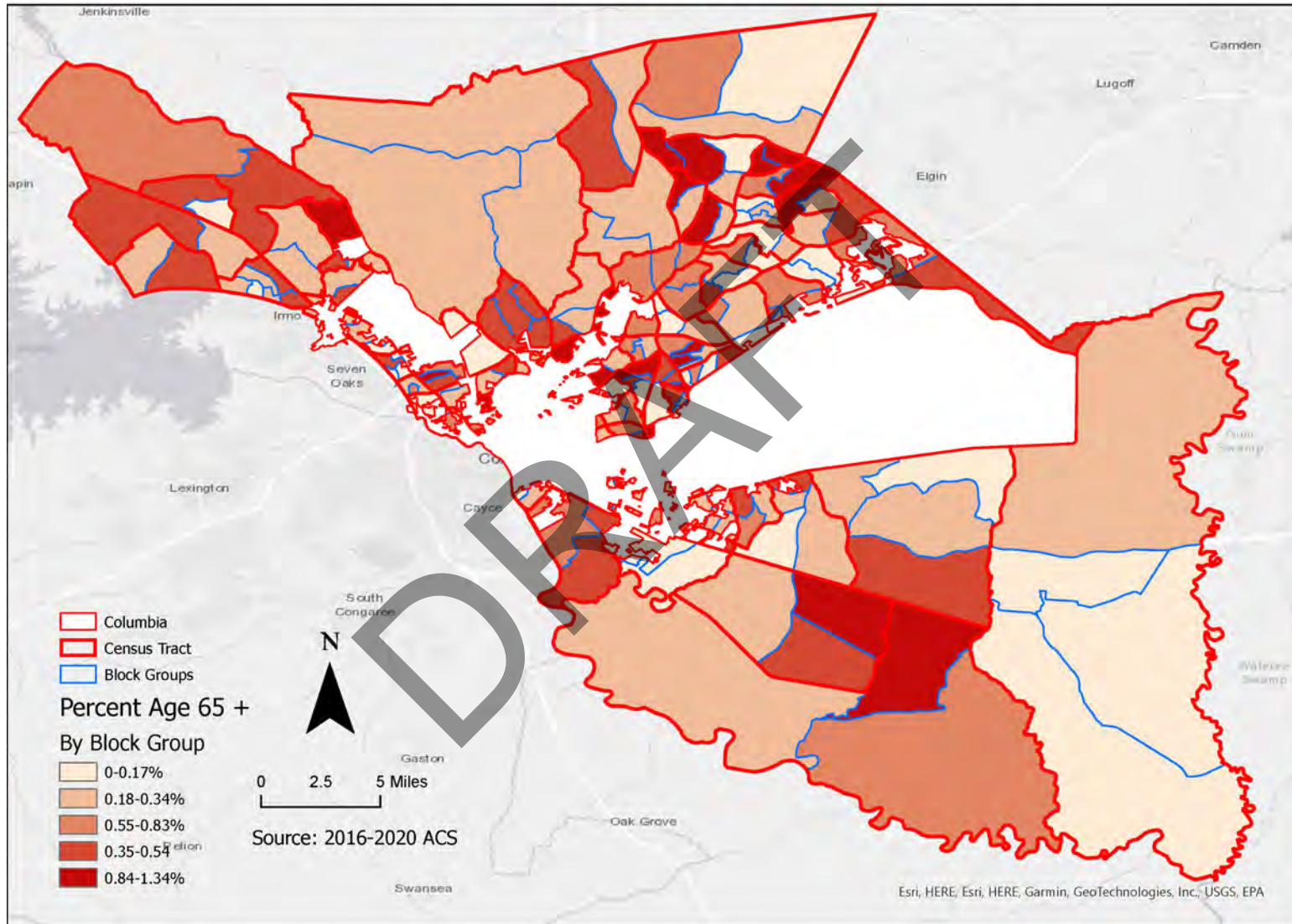
Total Population by Block Group

Population Aged 65 + By Block Group, Richland County, SC



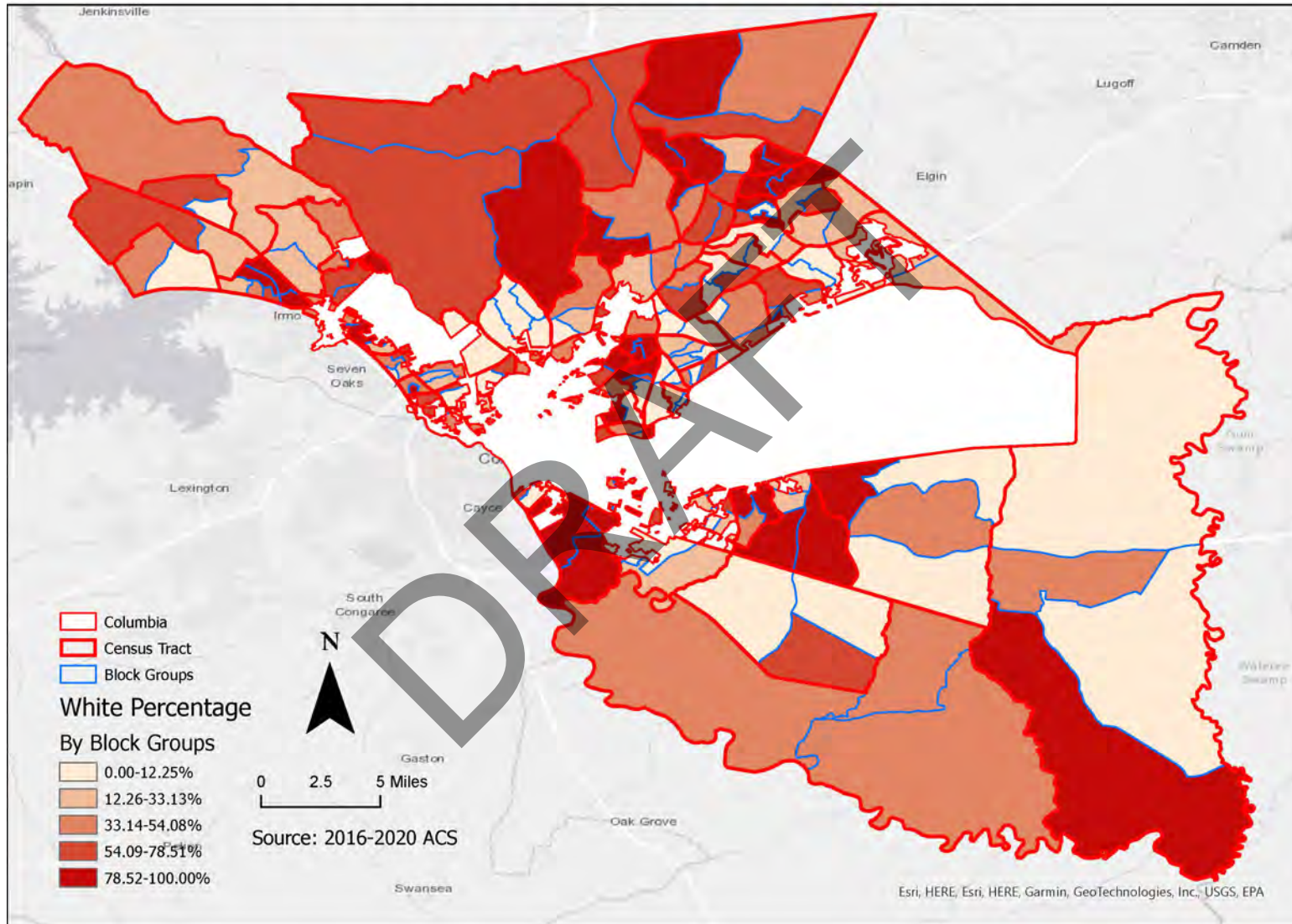
Total Population Age 65+ by Block Group

Percent Aged 65 + By Block Group, Richland County, SC



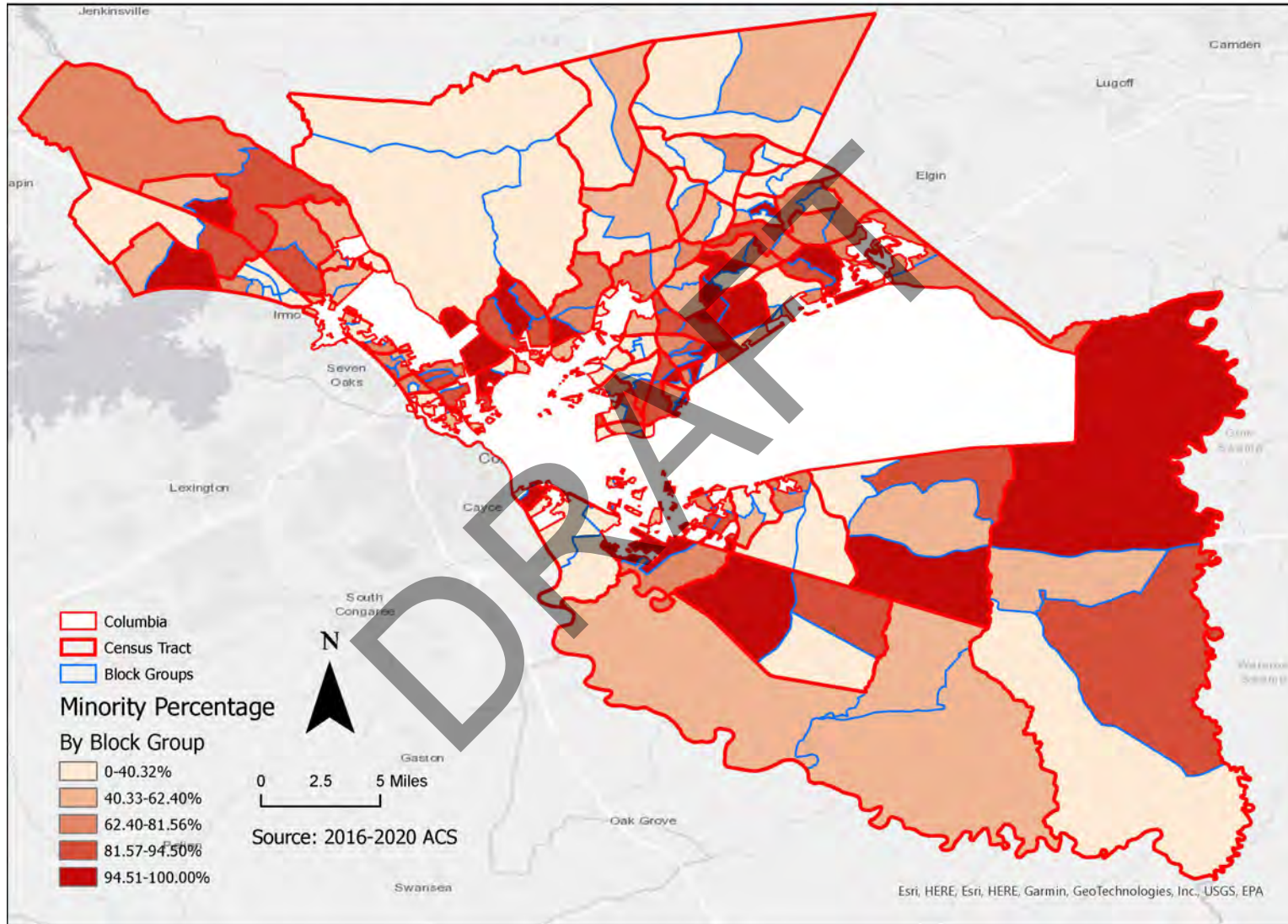
Percent Population Age 65+ by Block Group

White Population By Block Group, Richland County, SC



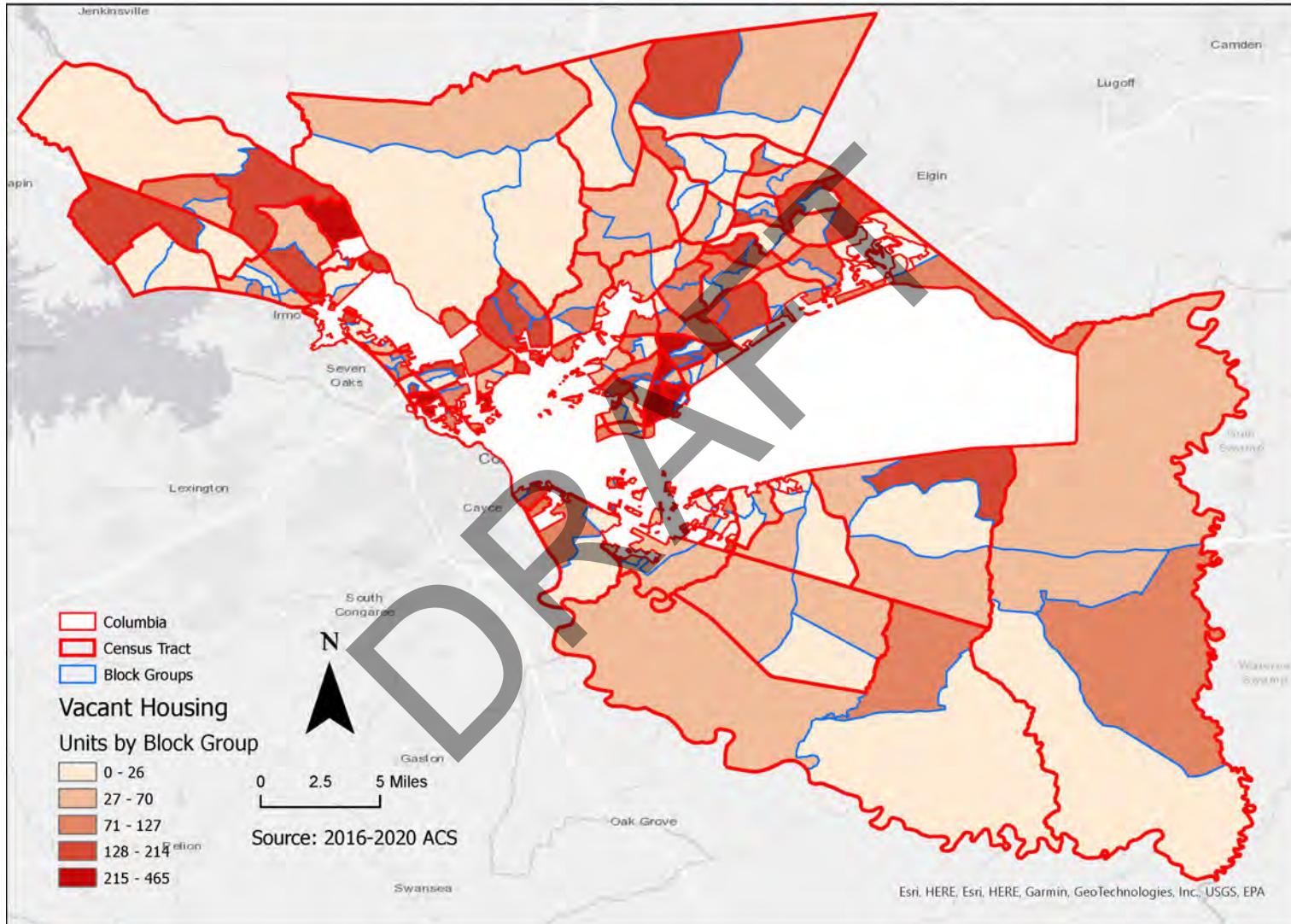
Percent White Population by Block Group

Minority Population By Block Group, Richland County, SC



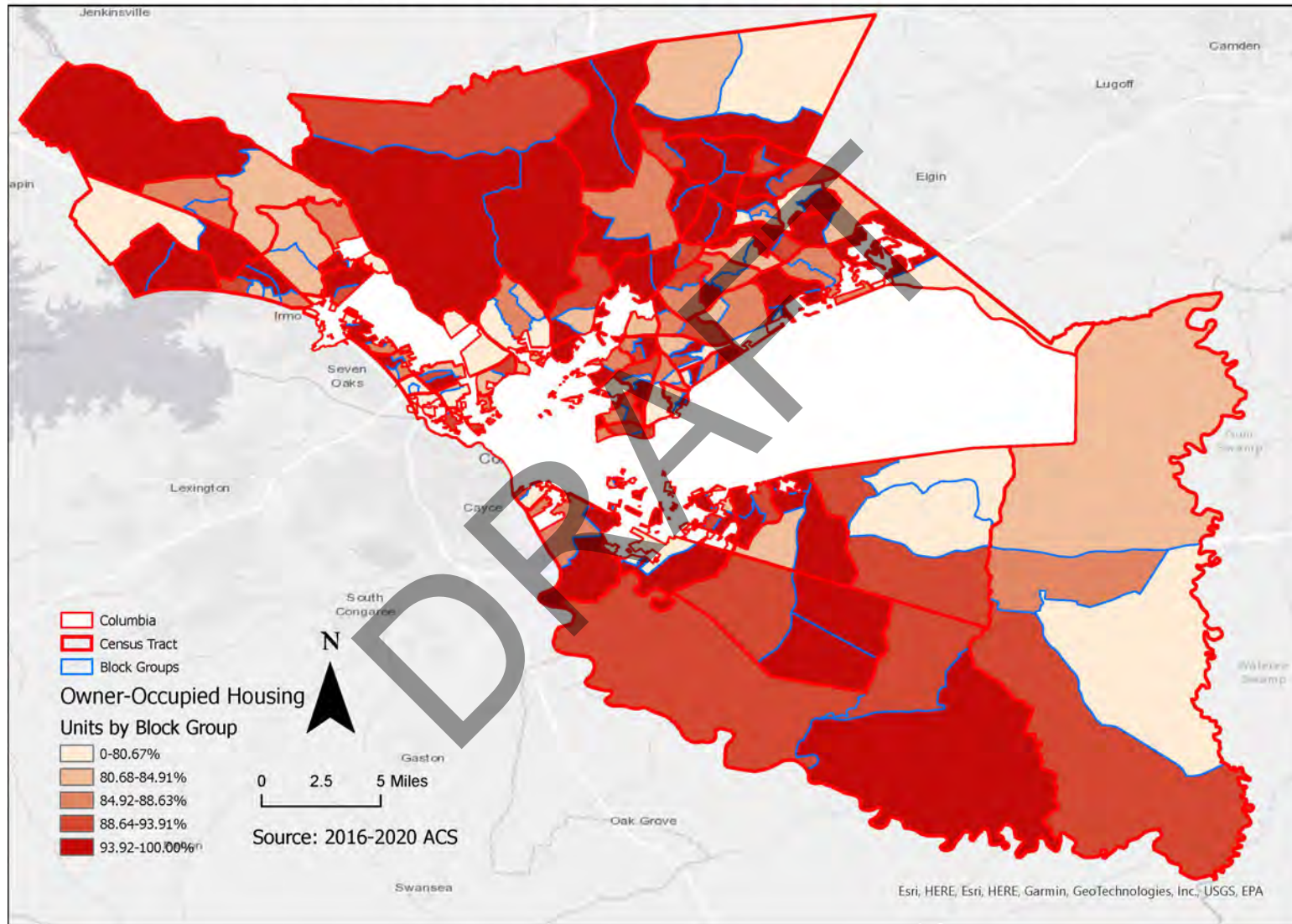
Percent Minority Population by Block Group

Number of Housing Units By Block Group, Richland County, SC



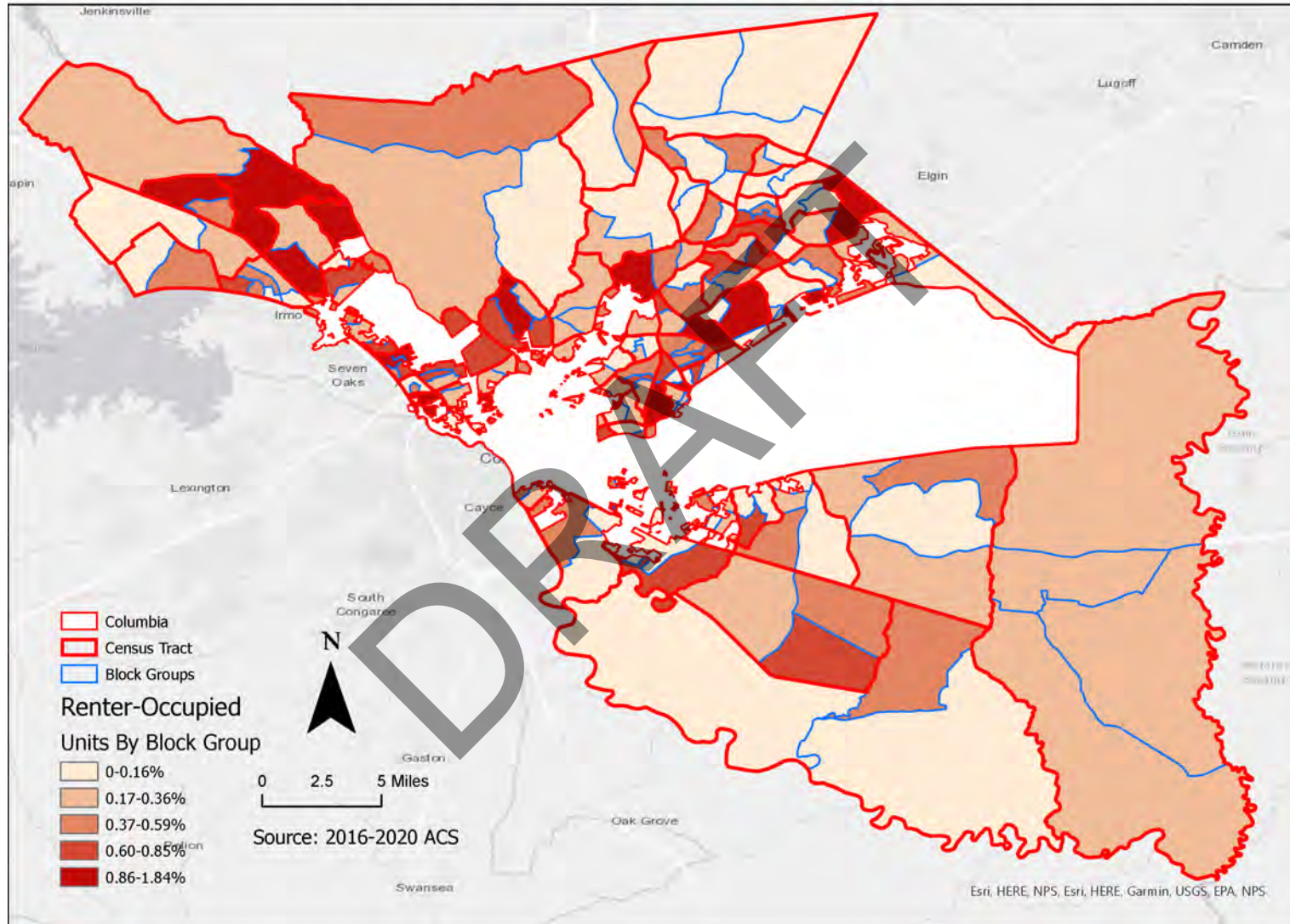
Number of Housing Units by Block Group

Percent Owner-Occupied By Block Group, Richland County, SC



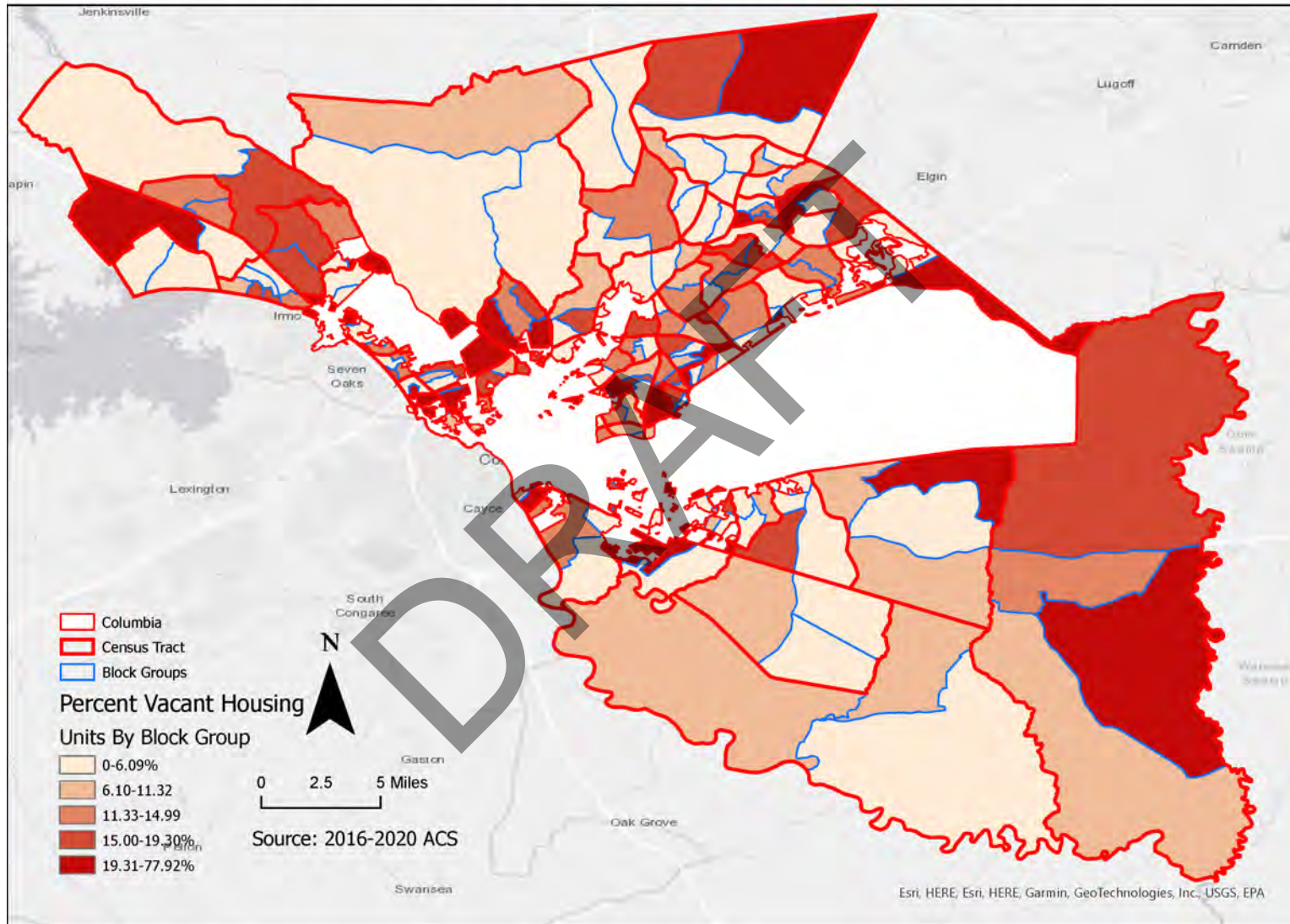
Percent Owner-Occupied Housing Units by Block Group

Renter-Occupied Housing Units By Block Group, Richland County, SC



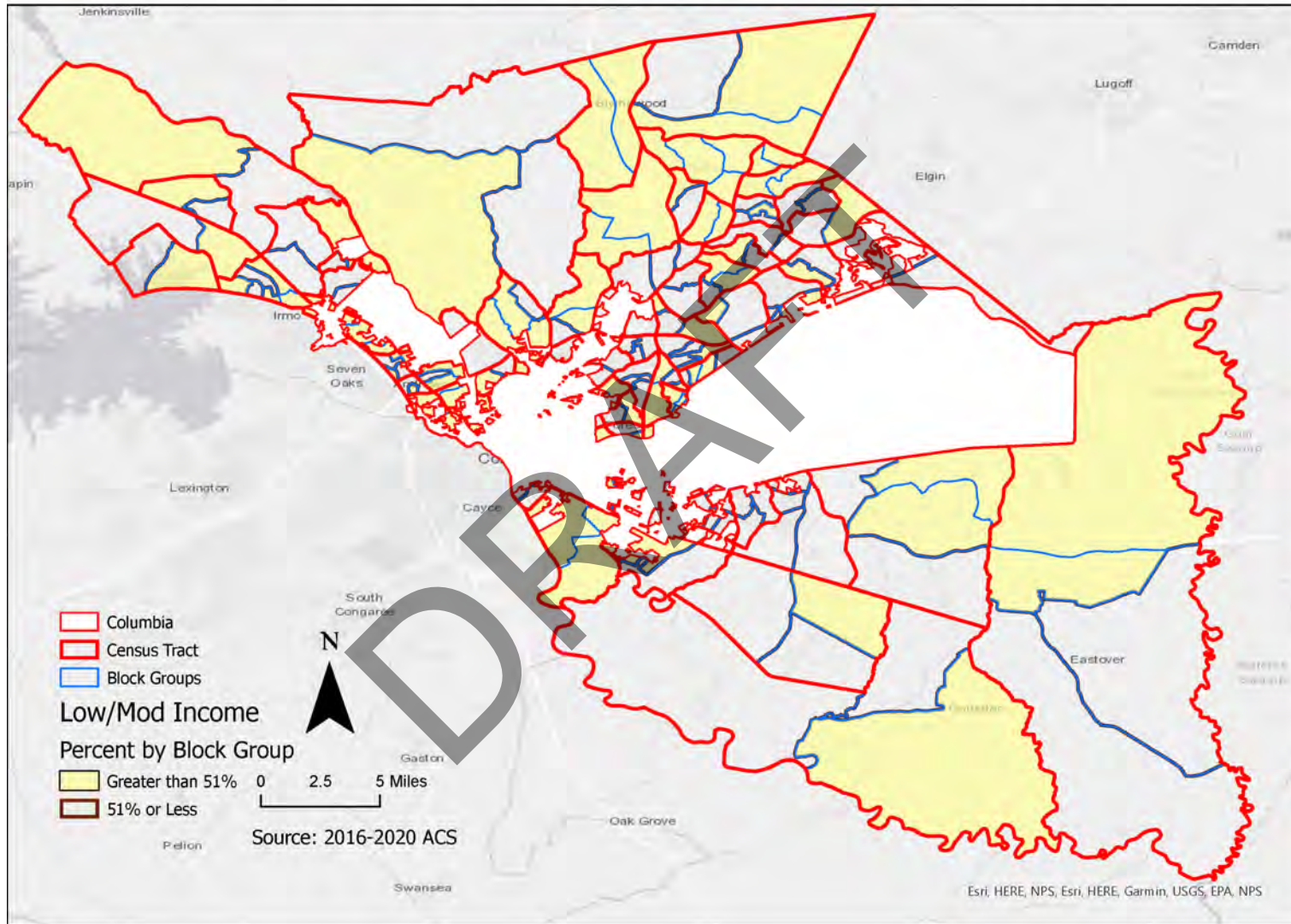
Percent Renter-Occupied Housing Units by Block Group

Percent Vacant Housing Units By Block Group, Richland County, SC



Percent Vacant Housing Units by Block Group

Low/Moderate Income By Block Group, Richland County, SC



Low/Moderate Income Percentage by Block Group

2. Summary of the objectives and outcomes identified in the Plan Needs Assessment

Overview

The purpose of Richland County's FY 2022-2026 Five-Year Consolidated Plan is to serve as a consolidated planning document, an application, and a strategic plan for the County. The following are strategies, priority needs, objectives, and goals that have been identified for the five-year period of FY 2022 through FY 2026:

Housing Strategy - (High Priority)

Priority Need: There is a need to increase the supply of affordable, housing for homeowners and renters, that is decent, safe and sanitary.

Objective: Improve, preserve, and expand the supply of affordable housing for low- and moderate-income persons and families.

Goals:

- **HSG-1 Homeownership** - Continue to assist low- and moderate-income potential homebuyers to purchase homes through down payment assistance, closing cost assistance, housing rehabilitation assistance and required housing counseling training.
- **HSG-2 Owner-occupied Housing Rehabilitation** - Conserve and rehabilitate existing affordable housing units occupied by low- and moderate-income homeowners in the community by providing financial assistance to addressing code violations, emergency repairs, energy efficiency improvements, and accessibility for persons with disabilities.
- **HSG-3 Housing Construction/Rehabilitation** - Increase the supply of decent, safe and sanitary, and accessible housing that is affordable to both owners and renters in the County by assisting with acquisition, site improvements, development fees, new construction and rehabilitation of vacant buildings.
- **HSG-4 Renter-occupied Rehabilitation** - Provide financial assistance to landlords to rehabilitate affordable housing units for that are rented to low- and moderate-income tenants.
- **HSG-5 Fair Housing** - Promote fair housing choice through education, training and outreach to affirmatively furthering fair housing throughout the County.

Homeless Strategy - (High Priority)

Priority Need: There is a continuing need for services and housing opportunities for homeless persons and persons/families at-risk of becoming homeless.

Objective: Work with community partners to improve the living conditions and support services available for homeless persons, families, and those who are at risk of becoming homeless.

Goals:

- **HMS-1 Operation/Support** – Financially assist providers to operate housing and support services for the homeless and persons at-risk of becoming homeless.
- **HMS-2 Prevention and Housing** - Continue to support the prevention of homelessness through anti-eviction activities and programs for rapid re-housing.
- **HMS-3 Housing** - Support the rehabilitation of, including accessibility improvements, for emergency shelters, transitional housing, and permanent housing for the homeless.
- **HMS-4 Continuum of Care** - Support the local Continuum of Care's (CoC) efforts to provide emergency shelter and permanent supportive housing to persons and families who are homeless or who are at risk of becoming homeless.
- **HMS-5 Permanent Housing** - Promote the development of permanent supportive housing for homeless individuals and families.

Other Special Needs Strategy - (High Priority)

Priority Need: There is a need to increase housing opportunities, services, and facilities for persons with special needs.

Objective: Improve the living conditions and services for those residents with special needs, including the disabled population.

Goals:

- **SNS-1 Housing** - Increase the supply of affordable housing that is accessible, decent, safe, and sanitary for the elderly, persons with disabilities, persons with developmental disabilities, persons with HIV/AIDS, victims of domestic violence, persons recovering from alcohol/drug dependency, and persons with other special needs, through rehabilitation of existing buildings and new construction of housing.
- **SNS-2 Social Services** - Support social service programs and facilities for the elderly, persons with disabilities, persons with developmental disabilities, persons with HIV/AIDS, victims of domestic violence, victims of sexual assault, victims of human trafficking, persons recovering from alcohol/drug dependency, persons recently leaving incarceration, and persons with other special needs.
- **SNS-3 Accessibility** - Improve the accessibility of owner-occupied housing through rehabilitation and support/improve renter occupied housing by making reasonable accommodations for the physically disabled by removing architectural barriers.

Community Development Strategy - (High Priority)

Priority Need: There is a continuing need to upgrade and improve community facilities, infrastructure, public services and revitalize socially and economically distressed neighborhoods in the County.

Objective: Improve the community facilities, infrastructure, public services, public safety, and transportation, along with the elimination of blighting influences in the County.

Goals:

- **CDS-1 Community Facilities** - Improve parks, recreational facilities, neighborhood facilities, trails and libraries including accessibility improvements to public buildings and all community facilities in the County.
- **CDS-2 Infrastructure** - Improve the public infrastructure through rehabilitation, reconstruction, and new construction of streets; sidewalks; bridges; curbs; share the road and segmented multiuse pathways; storm water management; water system improvements; sanitary sewer system; lighting enhancements; broadband infrastructure; handicap accessibility improvements and removal of architectural barriers.
- **CDS-3 Accessibility Improvements** - Improve the physical and visual accessibility of community facilities, infrastructure, and public buildings.
- **CDS-4 Food Programs** - Provide assistance for food and nutritional programs to address the needs of unemployed, underemployed, and homeless.
- **CDS-5 Public Services** - Improve and enhance public services, programs for youth, the elderly, and persons with disabilities, along with general social/welfare public service programs for low- and moderate-income persons and households.
- **CDS-6 Public Safety** - Improve public safety facilities for fire protection, purchase of new fire equipment, crime prevention, and ability to respond to emergency health and safety situations.
- **CDS-7 Clearance/Demolition** – Remove and eliminate slum and blighting conditions through the demolition of vacant, abandoned and dilapidated structures on a spot basis and/or area-wide basis.
- **CDS-8 Revitalization** - Promote neighborhood revitalization in strategic areas of the County through acquisition, demolition, rehabilitation, code enforcement, infrastructure improvements, new housing construction, public and community facilities improvements, etc.

Economic Development Strategy - (High Priority)

Priority Need: There is a need to increase opportunities for economic advancement and self-sufficiency, as well as educational (social/life skills) training and empowerment for all residents of the County.

Objective: Improve and expand employment opportunities in the County for low- and moderate-income persons and families.

Goals:

- **EDS-1 Employment** - Support and encourage new job creation, job retention, workforce development, employment, and job training services for the unemployed and underemployed persons, as well as entrepreneurship and small business development.
- **EDS-2 Financial Incentives/Assistance** - Support and encourage new economic development through local, state, and Federal tax incentives and programs such as Tax

Incremental Financing (TIF), real property tax rebate program, Community Development Block Grant and HOME Partnership Program Funds, Section 108 Loan Guarantees, Economic Development Initiative (EDI) funds, Opportunity Zones, New Market Tax Credits, including technical assistance programs and low interest loans, etc.

- **EDS-3 Redevelopment Programs** - Plan and promote the development, redevelopment, and revitalization of economically distressed areas of the County, including vacant and underutilized commercial and industrial sites including underutilized brownfield sites.

Administration, Planning, and Management Strategy - (High Priority)

Priority Need: There is a need for planning, administration, management, and oversight of Federal, State, and local funded programs to address the housing and community and economic development needs.

Objective: Provide sound and professional planning, administration, oversight and management of Federal, State, and local funded programs and activities.

Goals:

- **AMS-1 Overall Coordination** - Provide program management and oversight for the successful administration of Federal, State, and locally funded programs, including planning services for special studies, annual action plans, five-year consolidated plans, substantial amendments, consolidated annual performance and evaluation reports (CAPER), environmental reviews (ERR) and Section 106 clearances (SHPO), fair housing, and compliance with all Federal, State, and local laws and regulations.
- **AMS-2 Special Studies/Management** - Promote new development by providing funds to assist with the preparation of special studies, plans, and management activities related to these activities.
- **AMS-3 Fair Housing** - Provide funds for training, education, outreach, and monitoring to affirmatively further fair housing in the County.

3. Evaluation of past performance

Richland County has a good performance record with HUD. The County regularly meets the performance standards established by HUD. Each year the County prepares its Consolidated Annual Performance Evaluation Report (CAPER). This report is submitted within ninety (90) days after the start of the new program year. Copies of the CAPER are available for review at the Richland County Office of Community Development website (<https://www.richlandcountysc.gov/Government/Departments/Community-Development>).

The FY 2020 CAPER, which was the fourth CAPER for the FY 2017-2021 Five-Year Consolidated Plan, was submitted in IDIS and approved by HUD. In the FY 2020 CAPER, Richland County expended 98.96% of its CDBG funds to benefit low- and moderate-income persons. The County

expended 11.01% of its funds during the FY 2020 CAPER period on public service, which is below the statutory maximum of 15%. The County expended 19.42% of its funds during this CAPER period on Planning and Administration, which is below the statutory maximum of 20%.

The HOME program is also being administered in a timely manner and in accordance with applicable activity limitations and match requirements. Richland County met its HOME Match requirements for the FY 2020 Program. Richland County has an excess of matching funds in the amount of \$212,570 for the HOME Program.

4. Summary of citizen participation process and consultation process

Richland County has followed its Citizen Participation Plan in the planning and preparation of the Five-Year Consolidated Plan and FY 2022 Annual Action Plan. The County held two (2) community meetings (Needs Public Hearings) in the Southeast and Northeast sections of the County. The following community meetings were held:

- **Monday, May 9, 2022 – Southeast at 6:00 PM** – Richland Library Southeast - 9421 Garners Ferry Road, Columbia, SC 29209
- **Wednesday, May 11, 2022 – Northeast at 6:00 PM** – Richland Library Northeast - 7490 Parklane Road, Columbia, 29223

The two (2) community meetings (Needs Public Hearings) provided the residents, agencies, and organizations with the opportunity to discuss the County's CDBG and HOME Programs and to provide suggestions for future CDBG and HOME Programs priorities and activities. Richland County advertised in one (1) local newspaper, flyers, and on social media. The ad appeared in "The State" on Monday, February 28, 2022.

Additionally, the County developed and disseminated an online citizen's survey at the following address: <https://www.surveymonkey.com/r/RichlandCountyCDBG>.

The County developed the plans based on resident input, the information obtained from agencies, organizations, and meetings with other County staff and departments.

The "Draft" Plan were on display for a 30-day period beginning Friday, July 8, 2022. The availability for review of the "draft plans" were advertised in the local newspapers and on social media and the plan was placed on display at Richland County's website: <https://www.richlandcountysc.gov/> and hard copies of the plan were available for review at 2020 Hampton Street, Suite 3058, Columbia, South Carolina.

5. Summary of public comments

The County held two (2) community meetings (Needs Public Hearings) in the Southeast and Northeast sections of the County. The following community meetings were held:

- **Monday, May 9, 2022 – Southeast at 6:00 PM** – Richland Library Southeast - 9421 Garners Ferry Road, Columbia, SC 29209
- **Wednesday, May 11, 2022 – Northeast at 6:00 PM** – Richland Library Northeast - 7490 Parklane Road, Columbia, 29223

The Richland County Resident Survey was live from May 2022 until June 10, 2022. The results of the resident surveys are in the attachment section.

The minutes of the roundtable discussions and public meetings are in the attachment section.

The Five-Year Consolidated Plan and FY 2022 Annual Action Plan were placed on public display and a Public Hearing was held on Thursday, July 28, 2022. Comments that were received at the Public Hearing and are included in the attachment section.

6. Summary of comments or views not accepted and the reasons for not accepting them

All comments and suggestions that were received to date, have been accepted and incorporated into the planning documents.

7. Summary

The main goals of the Five-Year Consolidated Plan are to improve the living conditions of all residents in Richland County, create a suitable and sustainable living environment, and to address the housing and community development needs of the residents.

The Five-Year Consolidated Planning process requires the County to state in a single document its strategy to pursue goals for all housing, community development, and planning programs. The County will use the Five Year Consolidated Plan's goals and objectives to allocate the next five (5) years of CDBG and HOME funds and to provide direction to other partners addressing the housing and community development needs of the low- and moderate-income population of Richland County. HUD will evaluate the County's performance under the Five-Year Consolidated Plan against these goals.

8. Budget

During the FY 2022 Program Year, Richland County, SC will receive the following Federal funds:

- CDBG: \$1,693,966.00
- HOME: \$868,030.00
- **Total: \$2,561,996.00**

Richland County proposes to undertake the following activities with the FY 2022 CDBG Grant, CDBG Program Income, HOME Grant and HOME Program Income:

FY 2022 CDBG Budget:

- | | |
|--|-----------------------|
| • General Administration | \$ 338,793.00 |
| • Public Service Activities | 254,094.00 |
| • Infrastructure Projects | 801,079.00 |
| • Economic Development | 100,000.00 |
| • <u>Housing Rehabilitation</u> | <u>200,000.00</u> |
| • Total CDBG | \$1,693,966.00 |

FY 2022 HOME Budget:

- | | |
|---|----------------------|
| • HOME General Administration | \$ 86,803.00 |
| • CHDO Set-Aside | 130,205.00 |
| • Affordable Housing Project | 501,022.00 |
| • <u>Down Payment Assistance</u> | <u>150,000.00</u> |
| • Total HOME | \$ 868,030.00 |

The Process

PR-05 Lead & Responsible Agencies 24 CFR 91.200(b)

1. Describe agency/entity responsible for preparing the Consolidated Plan and those responsible for administration of each grant program and funding source

The following are the agencies/entities responsible for preparing the Consolidated Plan and those responsible for administration of each grant program and funding source.

Agency Role	Name	Department/Agency
CDBG Administrator	Richland County	Community Planning and Development
HOME Administrator	Richland County	Community Planning and Development

Table 1 – Responsible Agencies

Narrative

The administering lead agency and administrator is the County’s Department of Community Planning and Development for the CDBG and HOME programs. The Department is responsible for preparing the Five-Year Consolidated Plan, Annual Action Plans, Environmental Review Records (ERR’s), the Consolidated Annual Performance Evaluation Reports (CAPER), project monitoring, pay requests, contracting, and oversight of the programs on a day-to-day basis. In addition, Richland County has a private planning consulting firm available to assist the County when needed.

Consolidated Plan Public Contact Information

Ms. Sara Scheirer, Community Development Division Manager
 Community Planning & Development Department
 Community Development Division
 Richland County Government
 2020 Hampton St.
 Suite 3063B
 Columbia, SC 29202
scheirer.sara@richlandcountysc.gov

PR-10 Consultation – 91.100, 91.110, 91.200(b), 91.300(b), 91.215(I) and 91.315(I)**1. Introduction**

Richland County held a series of meetings and interviews with non-profits, the Columbia Housing Authority, local housing providers, social service agencies, community and economic development organizations, the local Continuum of Care members, local leaders of faith-based organizations, local business representatives, and County department representatives. An online survey was created for stakeholders and residents to complete which identified needs, gaps in the system, and programmatic goals for the next five years. Input from the meetings and surveys were used in the development of specific strategies and priorities for the Five-Year Plan.

Provide a concise summary of the jurisdiction’s activities to enhance coordination between public and assisted housing providers and private and governmental health, mental health and service agencies (91.215(I)).

Richland County works with the following agencies to enhance coordination:

- **Columbia Housing Authority** - Section 8 Housing Choice Vouchers and improvements to public housing communities
- **Midlands Area Consortium for the Homeless (MACH)** - Continuum of Care to coordinate services for the homeless
- **Social Services Agencies** - funds to improve services to low- and moderate-income persons.
- **Housing Providers** - funds to rehabilitate and develop affordable housing and provide housing options for low- and moderate-income households.

Describe coordination with the Continuum of Care and efforts to address the needs of homeless persons (particularly chronically homeless individuals and families, families with children, veterans, and unaccompanied youth) and persons at risk of homelessness

Richland County is a partner in the Midlands Area Consortium for the Homeless and provides a number of programs and services meant to serve and house the homeless and at-risk population in the County using CDBG and HOME funding.

Through MACH, Richland County coordinates with over fifty local public, private, non-profit and faith-based partner organizations to address the varied needs of the County’s homeless and at-risk population, including youth, families, veterans, and those with mental health issues.

Describe consultation with the Continuum(s) of Care that serves the jurisdiction's area in determining how to allocate ESG funds, develop performance standards and evaluate outcomes, and develop funding, policies and procedures for the administration of HMIS

Richland County does not receive Emergency Solutions Grant (ESG) funds. Organizations receiving CDBG funds through Richland County are evaluated through a monitoring process described in the 2017 Annual Action Plan and are expected to meet performance standards defined in their grant contracts. Since August 1, 2012, Richland County has transferred the administrative role of HMIS grants to the United Way of the Midlands. The county worked with the United Way of the Midlands to form a Midlands Housing Trust Fund (MHTF) program to assist with maintaining the affordability of housing for low- to moderate-income citizens by use of general County discretionary funds. Through these efforts, Richland County assists the MHTF to close the gap on affordable housing and other needs to end chronic homelessness in the Midlands. These efforts also provide gap financing and incentives to nonprofits and developers to create affordable housing for low- and moderate-income populations.

- 2. Describe Agencies, groups, organizations and others who participated in the process and describe the jurisdictions consultations with housing, social service agencies and other entities**

DRAFT

Table 2 – Agencies, groups, organizations who participated

1.	Agency/Group/Organization	Midlands Area Consortium for the Homeless (MACH)
	Agency/Group/Organization Type	Publicly Funded Institution/System of Care
	What section of the Plan was addressed by Consultation?	Homelessness Strategy Homeless Needs - Families with children Anti-poverty Strategy Community Development Strategy
	How was the Agency/Group/Organization consulted and what are the anticipated outcomes of the consultation or areas for improved coordination?	Was consulted for their input on the needs and goals for Richland County.
2.	Agency/Group/Organization	Richland County Council
	Agency/Group/Organization Type	Civic Leaders Other Government- County
	What section of the Plan was addressed by Consultation?	Housing Need Assessment Market Analysis Non-housing Community Development Strategy Anti-poverty Strategy
	How was the Agency/Group/Organization consulted and what are the anticipated outcomes of the consultation or areas for improved coordination?	One member of the County Council was consulted for their input on the needs and goals for Richland County.
3.	Agency/Group/Organization	Columbia Housing Authority
	Agency/Group/Organization Type	Public Housing Agency (PHA) Housing Services - Housing
	What section of the Plan was addressed by Consultation?	Housing Need Assessment Market Analysis Non-housing Community Development Strategy Anti-poverty Strategy
	How was the Agency/Group/Organization consulted and what are the anticipated outcomes of the consultation or areas for improved coordination?	Was consulted for their input on the needs and goals for Richland County.
4.	Agency/Group/Organization	Town of Irmo, SC
	Agency/Group/Organization Type	Civic Leaders Other Government - Local

	What section of the Plan was addressed by Consultation?	Housing Need Assessment Market Analysis Non-housing Community Development Strategy Anti-poverty Strategy
	How was the Agency/Group/Organization consulted and what are the anticipated outcomes of the consultation or areas for improved coordination?	Was consulted for their input on the needs and goals for Richland County.
5.	Agency/Group/Organization	Town of Blythewood, SC
	Agency/Group/Organization Type	Civic Leaders Other Government - Local
	What section of the Plan was addressed by Consultation?	Housing Need Assessment Market Analysis Non-housing Community Development Strategy Anti-poverty Strategy
	How was the Agency/Group/Organization consulted and what are the anticipated outcomes of the consultation or areas for improved coordination?	Was consulted for their input on the needs and goals for Richland County.
6.	Agency/Group/Organization	CASA
	Agency/Group/Organization Type	Services - Children
	What section of the Plan was addressed by Consultation?	Housing Need Assessment Homelessness Strategy Non-Homeless Special Needs Market Analysis Anti-poverty Strategy Community Development Strategy
	How was the Agency/Group/Organization consulted and what are the anticipated outcomes of the consultation or areas for improved coordination?	Was consulted for their input on the needs and goals for the Richland County.
7.	Agency/Group/Organization	Richland County Sheriff's Department
	Agency/Group/Organization Type	Civic Leaders Other Government- County
	What section of the Plan was addressed by Consultation?	Housing Need Assessment Homelessness Strategy Non-Homeless Special Needs Market Analysis Anti-poverty Strategy Community Development Strategy

	How was the Agency/Group/Organization consulted and what are the anticipated outcomes of the consultation or areas for improved coordination?	Was consulted for their input on the needs and goals for Richland County.
8.	Agency/Group/Organization	Richland County Emergency Services Department
	Agency/Group/Organization Type	Other Government- County Agency- Emergency Management
	What section of the Plan was addressed by Consultation?	Housing Need Assessment Homelessness Strategy Non-Homeless Special Needs Market Analysis Anti-poverty Strategy Community Development Strategy
	How was the Agency/Group/Organization consulted and what are the anticipated outcomes of the consultation or areas for improved coordination?	Was consulted for their input on the needs and goals for Richland County.
9.	Agency/Group/Organization	Richland County Utilities Department
	Agency/Group/Organization Type	Other Government- County Agency - Management of Public Land or Water Resources
	What section of the Plan was addressed by Consultation?	Community Development Strategy
	How was the Agency/Group/Organization consulted and what are the anticipated outcomes of the consultation or areas for improved coordination?	Was consulted for their input on the needs and goals for Richland County.
10.	Agency/Group/Organization	The Real Church
	Agency/Group/Organization Type	Other- Faith-Based Organization
	What section of the Plan was addressed by Consultation?	Housing Need Assessment Homelessness Strategy Non-Homeless Special Needs Market Analysis Anti-poverty Strategy Community Development Strategy
	How was the Agency/Group/Organization consulted and what are the anticipated outcomes of the consultation or areas for improved coordination?	Was consulted for their input on the needs and goals for Richland County.

11.	Agency/Group/Organization	Mirci
	Agency/Group/Organization Type	Services - Housing Services - Children Services-Persons with Disabilities Services-homeless
	What section of the Plan was addressed by Consultation?	Housing Need Assessment Homelessness Strategy Homelessness Needs- Unaccompanied Youth Non-Homeless Special Needs Market Analysis Anti-poverty Strategy Community Development Strategy
	How was the Agency/Group/Organization consulted and what are the anticipated outcomes of the consultation or areas for improved coordination?	Was consulted for their input on the needs and goals for Richland County.
12.	Agency/Group/Organization	Catholic Charities
	Agency/Group/Organization Type	Housing Services - Housing Services - Children Services - Elderly Persons Services - Persons with Disabilities Services - Persons with HIV/AIDS Services - Victims of Domestic Violence Services - Homeless Services - Health Services - Employment Services - Victims Regional Organization Planning Organization
	What section of the Plan was addressed by Consultation?	Housing Need Assessment Homeless Needs - Chronically homeless Homeless Needs - Families with children Homelessness Needs - Veterans Homelessness Needs - Unaccompanied youth Homelessness Strategy Non-Homeless Special Needs Anti-poverty Strategy

	How was the Agency/Group/Organization consulted and what are the anticipated outcomes of the consultation or areas for improved coordination?	Was consulted for their input on the needs and goals for Richland County.
13.	Agency/Group/Organization	Homeless No More
	Agency/Group/Organization Type	Housing Services- Homeless
	What section of the Plan was addressed by Consultation?	Housing Need Assessment Homeless Needs - Chronically homeless Homeless Needs - Families with children Homelessness Needs - Veterans Homelessness Needs - Unaccompanied youth Homelessness Strategy Non-Homeless Special Needs Anti-poverty Strategy
	How was the Agency/Group/Organization consulted and what are the anticipated outcomes of the consultation or areas for improved coordination?	Was consulted for their input on the needs and goals for Richland County.
14.	Agency/Group/Organization	Live Oak Place
	Agency/Group/Organization Type	Housing Services- Homeless
	What section of the Plan was addressed by Consultation?	Housing Need Assessment Homeless Needs - Chronically homeless Homeless Needs - Families with children Homelessness Needs - Veterans Homelessness Needs - Unaccompanied youth Homelessness Strategy Non-Homeless Special Needs Anti-poverty Strategy
	How was the Agency/Group/Organization consulted and what are the anticipated outcomes of the consultation or areas for improved coordination?	Was consulted for their input on the needs and goals for Richland County.
15.	Agency/Group/Organization	Austin Wilkes Society
	Agency/Group/Organization Type	Housing Services- Homeless Services- Persons with Disabilities Services- Health

	What section of the Plan was addressed by Consultation?	Housing Need Assessment Homeless Needs - Chronically homeless Homeless Needs - Families with children Homelessness Needs - Veterans Homelessness Needs - Unaccompanied youth Homelessness Strategy Non-Homeless Special Needs Anti-poverty Strategy
	How was the Agency/Group/Organization consulted and what are the anticipated outcomes of the consultation or areas for improved coordination?	Was consulted for their input on the needs and goals for Richland County.
16.	Agency/Group/Organization	Family Promise of the Midlands
	Agency/Group/Organization Type	Housing Services- Homeless Services - Children Services- Education
	What section of the Plan was addressed by Consultation?	Housing Need Assessment Homeless Needs - Chronically homeless Homeless Needs - Families with children Homelessness Needs - Veterans Homelessness Needs - Unaccompanied youth Homelessness Strategy Non-Homeless Special Needs Anti-poverty Strategy
	How was the Agency/Group/Organization consulted and what are the anticipated outcomes of the consultation or areas for improved coordination?	Was consulted for their input on the needs and goals for Richland County.
17.	Agency/Group/Organization	Oliver Gospel
	Agency/Group/Organization Type	Housing Services- Homeless Services- Persons with Disabilities Services- Health

	What section of the Plan was addressed by Consultation?	Housing Need Assessment Homeless Needs - Chronically homeless Homeless Needs - Families with children Homelessness Needs - Veterans Homelessness Needs - Unaccompanied youth Homelessness Strategy Non-Homeless Special Needs Anti-poverty Strategy
	How was the Agency/Group/Organization consulted and what are the anticipated outcomes of the consultation or areas for improved coordination?	Was consulted for their input on the needs and goals for Richland County.
18.	Agency/Group/Organization	Shepherds Transformation
	Agency/Group/Organization Type	Housing Services- Homeless Services- Persons with Disabilities Services- Health
	What section of the Plan was addressed by Consultation?	Housing Need Assessment Non-Homeless Special Needs
	How was the Agency/Group/Organization consulted and what are the anticipated outcomes of the consultation or areas for improved coordination?	Was consulted for their input on the needs and goals for Richland County.
19.	Agency/Group/Organization	Santee Lynch Affordable Housing
	Agency/Group/Organization Type	Housing
	What section of the Plan was addressed by Consultation?	Housing Need Assessment Market Analysis
	How was the Agency/Group/Organization consulted and what are the anticipated outcomes of the consultation or areas for improved coordination?	Was consulted for their input on the needs and goals for Richland County.
20.	Agency/Group/Organization	Midlands Fatherhood Program
	Agency/Group/Organization Type	Services- Homeless Services - Children Services- Education
	What section of the Plan was addressed by Consultation?	Anti-poverty Strategy Community Development Strategy
	How was the Agency/Group/Organization consulted and what are the anticipated outcomes of the consultation or areas for improved coordination?	Was consulted for their input on the needs and goals for Richland County.

21.	Agency/Group/Organization	Richland County Public Library System
	Agency/Group/Organization Type	Services- Education Services- Housing Services- Persons with Disabilities Services- Narrowing the Digital Divide
	What section of the Plan was addressed by Consultation?	Housing Need Assessment Homeless Needs- Chronically Homeless Anti-poverty Strategy Community Development Strategy
	How was the Agency/Group/Organization consulted and what are the anticipated outcomes of the consultation or areas for improved coordination?	Was consulted for their input on the needs and goals for Richland County.
22.	Agency/Group/Organization	Sisters of Charity Foundation
	Agency/Group/Organization Type	Services - Children Services - Elderly Persons Services - Persons with Disabilities Services - Persons with HIV/AIDS Services - Victims of Domestic Violence Services - Homeless Services - Health Services - Education Services - Victims Regional Organization
	What section of the Plan was addressed by Consultation?	Housing Need Assessment Homeless Needs - Chronically homeless Homeless Needs - Families with children Homelessness Needs - Veterans Homelessness Needs - Unaccompanied youth Homelessness Strategy Non-Homeless Special Needs Anti-poverty Strategy
	How was the Agency/Group/Organization consulted and what are the anticipated outcomes of the consultation or areas for improved coordination?	Was consulted for their input on the needs and goals for Richland County.
23.	Agency/Group/Organization	Cooperative Ministries
	Agency/Group/Organization Type	Services - Health Services - Education Services - Employment

	What section of the Plan was addressed by Consultation?	Anti-poverty Strategy Community Development Strategy
	How was the Agency/Group/Organization consulted and what are the anticipated outcomes of the consultation or areas for improved coordination?	Was consulted for their input on the needs and goals for Richland County.
24.	Agency/Group/Organization	Harvest Hope Food Bank
	Agency/Group/Organization Type	Services - Children Services - Elderly Persons Services - Health Services - Education Regional Organization
	What section of the Plan was addressed by Consultation?	Homelessness Needs - Families with Children Non-Homeless Special Needs Anti-poverty Strategy
	How was the Agency/Group/Organization consulted and what are the anticipated outcomes of the consultation or areas for improved coordination?	Was consulted for their input on the needs and goals for Richland County.
25.	Agency/Group/Organization	Richland One School District
	Agency/Group/Organization Type	Services - Children Services - Health Services - Education Child Welfare Agency Other Government - Local
	What section of the Plan was addressed by Consultation?	Housing Need Assessment Homeless Needs - Families with Children Homelessness Needs - Unaccompanied Youth Homelessness Strategy Non-Homeless Special Needs Anti-Poverty Strategy
	How was the Agency/Group/Organization consulted and what are the anticipated outcomes of the consultation or areas for improved coordination?	Was consulted for their input on the needs and goals for Richland County.
26.	Agency/Group/Organization	Foodshare SC
	Agency/Group/Organization Type	Services - Children Services - Elderly Persons Services - Health Services - Education Regional Organization

	What section of the Plan was addressed by Consultation?	Anti-poverty Strategy Non-Homeless Special Needs
	How was the Agency/Group/Organization consulted and what are the anticipated outcomes of the consultation or areas for improved coordination?	Was consulted for their input on the needs and goals for Richland County.
27.	Agency/Group/Organization	SC Uplift Community Outreach
	Agency/Group/Organization Type	Housing Services - Housing Services - Education
	What section of the Plan was addressed by Consultation?	Housing Needs Assessment Market Analysis
	How was the Agency/Group/Organization consulted and what are the anticipated outcomes of the consultation or areas for improved coordination?	Was consulted for their input on the needs and goals for Richland County.
28.	Agency/Group/Organization	Home Works
	Agency/Group/Organization Type	Housing Services - Housing Services - Elderly Persons Services - Persons with Disabilities
	What section of the Plan was addressed by Consultation?	Housing Need Assessment Market Analysis Economic Development
	How was the Agency/Group/Organization consulted and what are the anticipated outcomes of the consultation or areas for improved coordination?	Was consulted for their input on the needs and goals for Richland County.
29.	Agency/Group/Organization	Central SC Habitat for Humanity
	Agency/Group/Organization Type	Housing Services - Housing Services - Education Regional Organization
	What section of the Plan was addressed by Consultation?	Housing Need Assessment Market Analysis Economic Development
	How was the Agency/Group/Organization consulted and what are the anticipated outcomes of the consultation or areas for improved coordination?	Was consulted for their input on the needs and goals for Richland County.

30.	Agency/Group/Organization	Silverton Mortgage
	Agency/Group/Organization Type	Housing Services - Housing Business Leaders
	What section of the Plan was addressed by Consultation?	Housing Need Assessment Market Analysis Economic Development
	How was the Agency/Group/Organization consulted and what are the anticipated outcomes of the consultation or areas for improved coordination?	Was consulted for their input on the needs and goals for Richland County.
31.	Agency/Group/Organization	Caro Federal Credit Union
	Agency/Group/Organization Type	Housing Business Leaders Community Development Financial Institution
	What section of the Plan was addressed by Consultation?	Housing Need Assessment Market Analysis Economic Development
	How was the Agency/Group/Organization consulted and what are the anticipated outcomes of the consultation or areas for improved coordination?	Was consulted for their input on the needs and goals for Richland County.
32.	Agency/Group/Organization	Prisma
	Agency/Group/Organization Type	Housing Services - Housing Services - Children Services - Elderly Persons Services - Persons with Disabilities Services - Persons with HIV/AIDS Services - Homeless Services - Health Health Agency Regional Organization Major Employer
	What section of the Plan was addressed by Consultation?	Homeless Needs - Chronically homeless Homeless Needs - Families with children Homelessness Needs - Veterans Homelessness Needs - Unaccompanied youth Homelessness Strategy Non-Homeless Special Needs Anti-poverty Strategy

	How was the Agency/Group/Organization consulted and what are the anticipated outcomes of the consultation or areas for improved coordination?	Was consulted for their input on the needs and goals for Richland County.
33.	Agency/Group/Organization	Reconciliation Ministries
	Agency/Group/Organization Type	Services - Housing Services - Health Other: Religious Organization
	What section of the Plan was addressed by Consultation?	Non-Homeless Special Needs
	How was the Agency/Group/Organization consulted and what are the anticipated outcomes of the consultation or areas for improved coordination?	Was consulted for their input on the needs and goals for Richland County.
34.	Agency/Group/Organization	SC Legal
	Agency/Group/Organization Type	Services - Victims Regional Organization Other: Services - Legal
	What section of the Plan was addressed by Consultation?	Homelessness Strategy Homeless Needs - Families with children Non-Homeless Special Needs Anti-poverty Strategy
	How was the Agency/Group/Organization consulted and what are the anticipated outcomes of the consultation or areas for improved coordination?	Was consulted for their input on the needs and goals for Richland County.
35.	Agency/Group/Organization	Pathways to Healing
	Agency/Group/Organization Type	Services - Victims of Domestic Violence Services - Education Services - Victims Health Agency Regional Organization Other: Services - Victims of Sexual Assault Other: Services - Legal
	What section of the Plan was addressed by Consultation?	Non-Homeless Special Needs
	How was the Agency/Group/Organization consulted and what are the anticipated outcomes of the consultation or areas for improved coordination?	Was consulted for their input on the needs and goals for Richland County.

36.	Agency/Group/Organization	Brookland-Lakeview Empowerment Center
	Agency/Group/Organization Type	Services - Children Services - Persons with Disabilities Services - Health Services - Education Child Welfare Agency
	What section of the Plan was addressed by Consultation?	Anti-poverty Strategy Homeless Needs - Chronically Homeless Homeless needs - Families with children Homelessness Strategy Non-Homeless Special Needs Economic Development
	How was the Agency/Group/Organization consulted and what are the anticipated outcomes of the consultation or areas for improved coordination?	Was consulted for their input on the needs and goals for Richland County.
37.	Agency/Group/Organization	Christ Central Ministries
	Agency/Group/Organization Type	Services - homeless Services - Persons with Disabilities Services - Education Regional Organization
	What section of the Plan was addressed by Consultation?	Anti-poverty Strategy Homeless Needs - Chronically Homeless Homeless needs - Families with children Homelessness Strategy Non-Homeless Special Needs Economic Development
	How was the Agency/Group/Organization consulted and what are the anticipated outcomes of the consultation or areas for improved coordination?	Was consulted for their input on the needs and goals for the Richland County.
38.	Agency/Group/Organization	Healthy Learners Midlands
	Agency/Group/Organization Type	Services - Children Services - Health Services - Education Regional Organization
	What section of the Plan was addressed by Consultation?	Anti-poverty Strategy Homeless Needs - Families with children Homelessness Needs - Unaccompanied youth Non-Homeless Special Needs

	How was the Agency/Group/Organization consulted and what are the anticipated outcomes of the consultation or areas for improved coordination?	Was consulted for their input on the needs and goals for Richland County
39.	Agency/Group/Organization	NAACP – South Carolina Branch
	Agency/Group/Organization Type	Planning Organization Regional Organization Services: Fair Housing
	What section of the Plan was addressed by Consultation?	Housing Need Assessment Economic Development Market Analysis Non-Homeless Special Needs Anti-poverty strategy
	How was the Agency/Group/Organization consulted and what are the anticipated outcomes of the consultation or areas for improved coordination?	Was consulted for their input on the needs and goals for Richland County.
40.	Agency/Group/Organization	NAACP – Columbia Branch
	Agency/Group/Organization Type	Planning Organization Regional Organization
	What section of the Plan was addressed by Consultation?	Housing Need Assessment Economic Development Market Analysis Non-Homeless Special Needs Anti-poverty strategy
	How was the Agency/Group/Organization consulted and what are the anticipated outcomes of the consultation or areas for improved coordination?	Was consulted for their input on the needs and goals for Richland County.
41.	Agency/Group/Organization	NAACP – Lower Richland Branch
	Agency/Group/Organization Type	Planning Organization Regional Organization
	What section of the Plan was addressed by Consultation?	Housing Need Assessment Economic Development Market Analysis Non-Homeless Special Needs Anti-poverty strategy
	How was the Agency/Group/Organization consulted and what are the anticipated outcomes of the consultation or areas for improved coordination?	Was consulted for their input on the needs and goals for Richland County.

42.	Agency/Group/Organization	Central Midlands Council of Governments
	Agency/Group/Organization Type	Planning Organization Regional Organization Agency - Managing Flood Prone Areas Agency - Emergency Management Civic Leaders
	What section of the Plan was addressed by Consultation?	Market Analysis
	How was the Agency/Group/Organization consulted and what are the anticipated outcomes of the consultation or areas for improved coordination?	Was consulted for their input on the needs and goals for Richland County.
42.	Agency/Group/Organization	AT&T
	Agency/Group/Organization Type	Services - Broadband Internet Service Providers
	What section of the Plan was addressed by Consultation?	Market Analysis
	How was the Agency/Group/Organization consulted and what are the anticipated outcomes of the consultation or areas for improved coordination?	Was consulted for their input on the needs and goals for Richland County.

Identify any Agency Types not consulted and provide rationale for not consulting

All agency types were consulted and contacted during the planning process. See Exhibit Section for meeting notes. The County through its consolidated planning process including citizen participation met with numerous organizations and agencies. The County could not identify any agency types it may have overlooked to obtain information. The consultation included agencies which may be regional in nature but serve the County and oftentimes have offices in the County.

Other local/regional/state/federal planning efforts considered when preparing the Plan

Name of Plan	Lead Organization	How do the goals of your Strategic Plan overlap with the goals of each plan?
Continuum of Care	Midlands Area Consortium for the Homeless	They are incorporated in the FY 2022-2026 Five Year Consolidated Plan and the Annual Action Plans
Vision 2030	Columbia Housing Authority	They are incorporated in the FY 2022-2026 Five Year Consolidated Plan and the Annual Action Plans
2021 Hazard Mitigation Plan	Central Midlands Council of Governments	They are incorporated in the FY 2022-2026 Five Year Consolidated Plan and the Annual Action Plans

Table 3 – Other local / regional / federal planning efforts

Describe cooperation and coordination with other public entities, including the State and any adjacent units of general local government, in the implementation of the Consolidated Plan (91.215(I))

The County’s Department of Community Development and Planning coordinates with the County Council and other County departments.

Narrative (optional):

Richland County in developing the FY 2022-2026 Five-Year Consolidated Plan consulted and coordinated with various local, county and state agencies, organizations and departments.

As the administering agency for the CDBG and Home programs, the County maintains coordination with other County departments to address infrastructure, code enforcement, and public safety needs.

PR-15 Citizen Participation – 91.105, 91.115, 91.200(c) and 91.300(c)

- 1. Summary of citizen participation process/Efforts made to broaden citizen participation
Summarize citizen participation process and how it impacted goal-setting**

Citizen Participation Outreach

Sort Order	Mode of Outreach	Target of Outreach	Summary of response/attendance	Summary of comments received	Summary of comments not accepted and reasons	URL (If applicable)
1.	Newspaper Ad	Minorities Persons with disabilities Non-targeted/broad community Residents of Public and Assisted Housing Agencies and Organizations	Not Applicable.	Not Applicable.	Not Applicable.	Not Applicable.

<p>2.</p>	<p>Public Meeting</p>	<p>Minorities Persons with disabilities Non-targeted/broad community Residents of Public and Assisted Housing Agencies and Organizations</p>	<p>May 9, 2022 the Richland County Department of Community Planning and Development held a Public Hearing in the County concerning the development of the FY 2022-2026 Five-Year Consolidated Plan.</p>	<p>Comments from participants are in the attachments section of the Five-Year Consolidated Plan.</p>	<p>None</p>	<p>Not Applicable.</p>
<p>3.</p>	<p>Public Meeting</p>	<p>Minorities Persons with disabilities Non-targeted/broad community Residents of Public and Assisted Housing Agencies and Organizations</p>	<p>May 11, 2022 the Richland County Department of Community Planning and Development held a Public Hearing in the County concerning the development of the FY 2022-2026 Five-Year Consolidated Plan.</p>	<p>Comments from participants are in the attachments section of the Five-Year Consolidated Plan.</p>	<p>None</p>	<p>Not Applicable.</p>
<p>4.</p>	<p>Funding Application</p>	<p>Agencies and Organizations</p>	<p>The County did not solicit applications for funding and will fund projects in 7 categories not including administration.</p>	<p>Addressed the needs of the Five-Year Consolidated Plan.</p>	<p>Addressed the needs of the Five-Year Consolidated Plan.</p>	<p>Not Applicable</p>

<p>5.</p>	<p>Internet Outreach</p>	<p>Minorities Persons with disabilities Non-targeted/broad community Residents of Public and Assisted Housing Agencies and Organizations</p>	<p>The County received 74 Resident Surveys.</p>	<p>Attached in the Exhibits section of the Five-Year Consolidated Plan.</p>	<p>None</p>	<p>https://www.surveymonkey.com/r/RichlandCountyCDBG</p>
<p>6.</p>	<p>Newspaper Ad</p>	<p>Minorities Persons with disabilities Non-targeted/broad community Residents of Public and Assisted Housing Agencies and Organizations</p>	<p>Not Applicable.</p>	<p>Not Applicable.</p>	<p>Not Applicable.</p>	<p>Not Applicable.</p>

Table 4 – Citizen Participation Outreach

Needs Assessment

NA-05 Overview

Needs Assessment Overview

The HUD Comprehensive Housing Affordability Strategy (CHAS) data was used as the basis for the statistical data to prepare estimates and projects based on housing need. The tables in this section were prepopulated with HUD data sets based on the American Community Survey (ACS) five-year estimates for 2011-2015, and for 2016-2020 where available. This data is the most current information available to assess:

- Housing needs
- Homeless needs
- Special needs
- Social service needs
- Economic development needs, etc.

The CHAS data also provides a summary of the number of households in each income category by tenure and household type along with the percentage of such households that have a housing problem. The needs of various households, by household type within each income category, are described in this section. The extent to which the households within each group are cost burdened, severely cost burdened, and/or living in substandard housing, is examined. Lastly, the extent to which such problems impact minority households is described.

Additional needs for the County were obtained from input, interviews and roundtable discussions with various social service agencies, homeless providers, housing providers, county staff, and resident survey comments.

NA-10 Housing Needs Assessment - 24 CFR 91.205 (a,b,c)

Summary of Housing Needs

Based on a comparison between the 2009 base year and 2017 most recent year Richland County’s population, had 213,581 persons in 2009 and 249,875 persons in 2017 which was a 17% increase in population. The total population increase was 36,294 persons. 2021 Census estimates placed the County population at 280,766 an increase of 30,891 persons, which was a 12% increase. During the same time period, there were 82,467 households in 2009 and 93,995 households in 2017 an increase of 11,528 households which is an 14% increase in the number of households. 2021 Census estimates placed the number of households at 108,172 an increase of 14,177 households, which was a 14% increase. Furthermore, the median Household income was \$47,969 in 2009 as compared to \$52,082 in 2017. The median income for the County (based on 2020 dollars per Census Data) is \$54,441, for the State of South Carolina is \$54,864 and \$64,994 for the United States. Per capita income was 13% higher than the national average and household income was 17% lower than the national average.

The public housing waiting list remains closed with 2,221 people on the list for approximately 1,641 public housing units. The Section 8 Housing Choice Vouchers waiting list had approximately 2,458 people on the waiting list as of June 2020 for approximately 4,034 vouchers. The Section 8 Housing Choice Voucher waiting list is closed as of July 2022. The waiting lists for assisted housing in the form of public housing and Housing Choice Vouchers is almost double the number of available units/vouchers.

Demographics	Base Year: 2009	Most Recent Year: 2017	% Change
Population	213,581	249,875	17%
Households	82,467	93,995	14%
Median Income	\$47,969.00	\$52,082.00	9%

Table 5 - Housing Needs Assessment Demographics

Data Source: 2000 Census (Base Year), 2013-2017 ACS (Most Recent Year)

Number of Households Table

	0-30% HAMFI	>30-50% HAMFI	>50-80% HAMFI	>80-100% HAMFI	>100% HAMFI
Total Households	11,235	9,935	16,085	9,165	47,580
Small Family Households	3,705	3,960	5,705	3,880	24,615
Large Family Households	850	765	1,120	774	4,340
Household contains at least one person 62-74 years of age	2,025	1,845	3,230	1,555	10,785

	0-30% HAMFI	>30-50% HAMFI	>50-80% HAMFI	>80-100% HAMFI	>100% HAMFI
Household contains at least one person age 75 or older	748	1,075	1,525	869	3,175
Households with one or more children 6 years old or younger	2,390	2,119	2,585	1,702	6,049

Table 6 - Total Households Table

Data 2013-2017 CHAS
 Source:

DRAFT

Housing Needs Summary Tables

1. Housing Problems (Households with one of the listed needs)

	Renter					Owner				
	0-30% AMI	>30-50% AMI	>50-80% AMI	>80-100% AMI	Total	0-30% AMI	>30-50% AMI	>50-80% AMI	>80-100% AMI	Total
NUMBER OF HOUSEHOLDS										
Substandard Housing - Lacking complete plumbing or kitchen facilities	100	20	20	55	195	15	70	74	35	194
Severely Overcrowded - With >1.51 people per room (and complete kitchen and plumbing)	75	45	100	0	220	0	10	20	0	30
Overcrowded - With 1.01-1.5 people per room (and none of the above problems)	175	140	154	100	569	20	85	85	20	210
Housing cost burden greater than 50% of income (and none of the above problems)	4,750	1,955	540	15	7,260	2,670	1,720	1,070	95	5,555

	Renter					Owner				
	0-30% AMI	>30-50% AMI	>50-80% AMI	>80-100% AMI	Total	0-30% AMI	>30-50% AMI	>50-80% AMI	>80-100% AMI	Total
Housing cost burden greater than 30% of income (and none of the above problems)	440	2,420	3,695	840	7,395	549	1,190	2,535	1,325	5,599
Zero/negative Income (and none of the above problems)	770	0	0	0	770	820	0	0	0	820

Table 7 – Housing Problems Table

Data 2013-2017 CHAS
 Source:

2. Housing Problems 2 (Households with one or more Severe Housing Problems: Lacks kitchen or complete plumbing, severe overcrowding, severe cost burden)

	Renter					Owner				
	0-30% AMI	>30-50% AMI	>50-80% AMI	>80-100% AMI	Total	0-30% AMI	>30-50% AMI	>50-80% AMI	>80-100% AMI	Total
NUMBER OF HOUSEHOLDS										
Having 1 or more of four housing problems	5,095	2,160	805	170	8,230	2,700	1,885	1,255	150	5,990
Having none of four housing problems	895	3,250	6,975	3,485	14,605	950	2,630	7,040	5,355	15,975
Household has negative income, but none of the other housing problems	770	0	0	0	770	820	0	0	0	820

Table 8 – Housing Problems 2

Data 2013-2017 CHAS
 Source:

3. Cost Burden > 30%

	Renter				Owner			
	0-30% AMI	>30-50% AMI	>50-80% AMI	Total	0-30% AMI	>30-50% AMI	>50-80% AMI	Total
NUMBER OF HOUSEHOLDS								
Small Related	2,319	2,175	1,405	5,899	733	949	1,625	3,307
Large Related	535	225	249	1,009	204	295	118	617
Elderly	463	515	400	1,378	1,534	1,094	1,153	3,781
Other	2,175	1,645	2,255	6,075	754	605	725	2,084
Total need by income	5,492	4,560	4,309	14,361	3,225	2,943	3,621	9,789

Table 9 – Cost Burden > 30%

Data 2013-2017 CHAS
Source:

4. Cost Burden > 50%

	Renter				Owner			
	0-30% AMI	>30-50% AMI	>50-80% AMI	Total	0-30% AMI	>30-50% AMI	>50-80% AMI	Total
NUMBER OF HOUSEHOLDS								
Small Related	2,045	820	95	2,960	594	530	405	1,529
Large Related	490	80	0	570	204	130	19	353
Elderly	448	315	15	778	1,205	725	408	2,338
Other	2,000	800	430	3,230	670	365	230	1,265
Total need by income	4,983	2,015	540	7,538	2,673	1,750	1,062	5,485

Table 10 – Cost Burden > 50%

Data 2013-2017 CHAS
Source:

5. Crowding (More than one person per room)

	Renter					Owner				
	0-30% AMI	>30-50% AMI	>50-80% AMI	>80-100% AMI	Total	0-30% AMI	>30-50% AMI	>50-80% AMI	>80-100% AMI	Total
NUMBER OF HOUSEHOLDS										
Single family households	170	144	149	45	508	0	89	65	20	174
Multiple, unrelated family households	60	25	100	55	240	20	10	55	0	85

	Renter					Owner				
	0-30% AMI	>30-50% AMI	>50-80% AMI	>80-100% AMI	Total	0-30% AMI	>30-50% AMI	>50-80% AMI	>80-100% AMI	Total
Other, non-family households	20	15	10	0	45	0	0	10	0	10
Total need by income	250	184	259	100	793	20	99	130	20	269

Table 11 – Crowding Information – 1/2

Data Source: 2013-2017 CHAS

	Renter				Owner			
	0-30% AMI	>30-50% AMI	>50-80% AMI	Total	0-30% AMI	>30-50% AMI	>50-80% AMI	Total
Households with Children Present								

Table 12 – Crowding Information – 2/2

Describe the number and type of single person households in need of housing assistance.

The According to the 2013-2017 American Community Survey (ACS), there were 93,995 households in 2017 in Richland County. Based on this number of households, 41,865 (44.5%) of all households were small family households. Households with persons aged 65 and over comprised 26,832 households or (28.5%) of all elderly households. Given comments from the various meetings, surveys, etc., seniors living alone, it is presumed that as they age in place, additional accommodations and supportive services will be necessary for this portion of the County’s population. The County will need to assist in obtaining funding and collaborating with housing service and elderly support agencies to provide programs, activities and accommodations for its elderly population.

Estimate the number and type of families in need of housing assistance who are disabled or victims of domestic violence, dating violence, sexual assault and stalking.

Disabled Population – Based on the 2016-2020 ACS Data, there are 70,575 persons with a disability in the County. Some individuals may have more than one disability. A breakdown of the types of disability as a percent of the entire population of the County is as follows: population as a whole 28.2%; hearing difficulty = 3.4%; vision difficulty = 4.6%; cognitive difficulty = 5.3%; ambulatory difficulty = 7.5%; self-care difficulty = 2.6%; and independent living difficulty = 4.5%.

Victims of Domestic Violence, Dating Violence, sexual assault, and stalking – Based on discussion with local providers, domestic violence and its allied issues are a problem. Actual numbers of the occurrence

of domestic violence, dating violence, sexual assault, and stalking are difficult to determine as many instances go unreported.

What are the most common housing problems?

In the County, the greatest number of housing problems are associated with affordability. There are 37,467 occupied rental units in the County. For renters, 13.3% of households experienced a housing cost burden greater than 50% income in the 0-30% AMI range and 5.3% of households experienced a housing cost burden greater than 50% income in the 30-50% AMI range. Disproportionately affected in the 30% income range housing cost burden group are 0-30% AMI renters (14.7%) and in the 30% income range housing cost burden group are 30-50% AMI renters (12.1%). There are 70,705 owner occupied units in the County. For homeowners, 3.7% of households experienced a housing cost burden greater than 50% income range at 0-30% AMI and in the 30% income range housing cost burden group are 30-50% AMI Homeowners (4.6%).

In consultations, interviews and surveys, the lack of affordable accessible, decent, and safe housing for the elderly and disabled is an unmet housing need and a problem in the County. Older housing structures are multi-level in height and not easily accommodated for the needs of the disabled.

In addition, there is a need for permanent supportive housing for the homeless. This becomes an affordability and social service issue.

Are any populations/household types more affected than others by these problems?

Elderly and disabled populations generally are most affected by the high cost of housing. Many elderly and disabled persons are on fixed or limited incomes (social security or social security disability). Their income coupled with the lack of affordable housing that is decent, safe, and sound, often forces them into housing that is below code standards. Particularly vulnerable are those the elderly persons who wish to age in place and cannot afford the high cost of home repairs. This forces them to live in substandard housing.

Another group adversely affected by the lack of affordable housing are the homeless and persons at-risk of becoming homeless as well as victims of domestic violence.

Describe the characteristics and needs of Low-income individuals and families with children (especially extremely low-income) who are currently housed but are at imminent risk of either residing in shelters or becoming unsheltered 91.205(c)/91.305(c)). Also discuss the needs of formerly homeless families and individuals who are receiving rapid re-housing assistance and are nearing the termination of that assistance

Very low-income households facing cost burdens struggle to meet their housing needs. The Richland County is not an Emergency Solutions Grant recipient of entitlement grant funds for various homeless programs. The State of South Carolina is the entitlement and distributes funds through an application process. Approximately seven agencies are currently recipients of funding, either for the Richland County community or Richland and other communities in the region for the shelter and homeless program activities. United Way of the Midlands is the designated HMIS administrator. The various provider work to meet the specific needs of the extremely low-income who are housed but are at imminent risk of becoming unsheltered or living in shelters are: food, clothing, transportation and job training. The local social service agencies provide food and clothing through food pantries, food kitchens and thrift stores. Transportation and job training opportunities are limited, and funds are needed to address those needs.

The local providers maintain records through HMIS to monitor and tract assisted households. The HMIS system reports indicate what percentage of assisted clients return to homelessness after twelve (12) months of service as a tool determine strengths and weakness of assistance.

The CoC and partner organizations use these types of strategies to prevent homeless for individuals and families with children who are at imminent risk of becoming homeless:

- Work with community organizations that provide basic needs for individuals facing unforeseen hardships.
- Utilize prevention dollars to decrease evictions and provide more opportunity for evicted for foreclosed family housing.
- Utilize rapid re-housing to prevent homelessness.
- Provide home repair programs for individuals that cannot afford to make them.
- Include teaching clients how to conservatively maintain their homes (heat, lights, air conditioning) and how to keep them clean and in good repair through a Supportive Services component.

If a jurisdiction provides estimates of the at-risk population(s), it should also include a description of the operational definition of the at-risk group and the methodology used to generate the estimates:

People that are about to lose their housing in 21 days is the HUD definition of at-risk of homelessness, the criteria does not qualify persons for most homeless housing assistance. Those that are considered at-risk of homelessness are only eligible for Homeless Prevention assistance, and not Rapid Re-Housing, Emergency Shelter, or Street Outreach projects. Also, in order to qualify for Homeless Prevention, an individual or family must also have an annual income of below 30% AMI.

There are four broad categories of homelessness:

- People who are living in a place not meant for human habitation, in emergency shelter, in transitional housing, or are exiting an institution where they temporarily resided if they were in

shelter or a place not meant for human habitation before entering the institution. The only significant change from existing practice is that people will be considered homeless if they are exiting an institution where they resided for up to 90 days (it was previously 30 days) and were homeless immediately prior to entering that institution.

- People who are losing their primary nighttime residence, which may include a motel or hotel or a doubled-up situation, within 14 days and lack resources or support networks to remain in housing. HUD had previously allowed people who were being displaced within 7 days to be considered homeless. The regulation also describes specific documentation requirements for this category.
- Families with children or unaccompanied youth who are unstably housed and likely to continue in that state. This is a new category of homelessness, and it applies to families with children or unaccompanied youth (up to age 24) who have not had a lease or ownership interest in a housing unit in the last 60 or more days, have had two or more moves in the last 60 days, and who are likely to continue to be unstably housed because of disability or multiple barriers to employment.
- People who are fleeing or attempting to flee domestic violence, dating violence, sexual assault, stalking, or other dangerous or life-threatening situations related to violence; have no other residence; and lack the resources or support networks to obtain other permanent housing. This category is similar to the current practice regarding people who are fleeing domestic violence.

The Chronically Homeless are defined as an individual or family that is homeless and lives or resides in a place not meant for human habitation, a safe haven or in an emergency shelter; has been homeless and living there continually for at least one year or on at least four separate occasions in the last three years; and has an adult head of household (or a minor head of household if no adult is present in the household) with a diagnosable substance use disorder, serious mental illness, developmental disability (as defined in Section 102 of the Developmental Disabilities Assistance and Bill of Rights Act of 2000 (42 U.S.C 15002)), post-traumatic stress disorder, cognitive impairments resulting from brain injury, or chronic physical illness or disability, including the co-occurrence of two or more to those conditions.

Specify particular housing characteristics that have been linked with instability and an increased risk of homelessness

Reasons homelessness occurs may fall within the following categories and or risk factors:

- Eviction within two weeks from a private dwelling
- Sudden loss of income
- Extremely low income (30% below income limits)
- Overcrowding (doubling up)
- Experienced three or more moves in the past year
- Have children under the age of two
- Single parent
- Young head of household (under 25)
- Have an eviction notice from public or assisted housing

- Experienced domestic violence within the past 12 months
- Have an eviction notice from public or assisted housing
- Experienced domestic violence the past 12 months
- History of non-compliance (missed appointments with case workers, etc.)
- Released from jail, or prison within the past 18 months
- Mental health and or substance abuse issues
- Involvement with child welfare, including foster care
- Severe housing burden (greater than 50% of income for housing costs)

The availability and associated cost of purchase or rehabilitation of decent, safe, and sanitary housing in the County creates instability of housing for the lower income families in the area. Many families are living from paycheck to paycheck and are cost-overburden, paying over 30% of their income for housing.

Other characteristics linked to instability and an increased risk of homelessness include individuals being discharged from foster care, health care facilities, mental health treatment facilities, correctional facilities, and substance abuse treatment. It is difficult for these populations to achieve self-sufficiency because it can often take time to secure steady employment and stable housing. Individuals and families that are leaving situations where they were victims of domestic violence are also at risk. Finally, individuals and families with special needs, including the elderly, frail elderly, those with a disability, and those who are in treatment for substance abuse or HIV/AIDS are also at risk. Medical bills can be a burden and finding accessible housing can be a challenge. For people on fixed incomes, it can be difficult to make ends meet, and for those in the workforce, it can be difficult to find employment. Many people that are at risk of homelessness have limited financial literacy skills.

Discussion

Richland County's population as well as incomes have increased over the past ten years as has the number of households. This translates to fewer housing unit being available for households that are low- and moderate-income. The number of households that have one or more housing problems is growing, as well as the number of households at risk of becoming homeless. Affordability continues to be the driving factor in provision of decent, safe and sanitary housing for the elderly, disabled and lower income residents of the County.

NA-15 Disproportionately Greater Need: Housing Problems – 91.205 (b)(2)

Assess the need of any racial or ethnic group that has disproportionately greater need in comparison to the needs of that category of need as a whole.

Introduction

During the preparation of the County’s Five-Year Consolidated Plan, an evaluation and comparison was made to determine the housing problems of any racial/ethnic groups in comparison to the overall need in the County. Data detailing information by racial group and Hispanic origin has been compiled from the 2013-2017 CHAS Data. Disproportionate need is defined as a group having at least 10 percentage points higher than the percentage of persons as a whole. The following tables highlight disproportionate needs in the County. According to the 2016-2020 ACS Data the total County population was 280,603 persons; its White Population was 112,062 persons; its Black/African American Population was 143,320 persons; its Asian Population was 8,023 persons; its American Indian/Alaskan Native Population was 712 persons; its Native Hawaiian/Other Pacific Islander Population was 205 persons; some other race was 7,481; and two or more was 8,800. The Hispanic Population was 14,211 persons.

A household is considered to have a disproportionately greater need if the household is cost burdened by more than 30% of income, is experiencing overcrowding (considered more than one person per room) or has incomplete kitchen or plumbing facilities.

0%-30% of Area Median Income

Housing Problems	Has one or more of four housing problems	Has none of the four housing problems	Household has no/negative income, but none of the other housing problems
Jurisdiction as a whole	8,789	848	1,590
White	1,674	324	419
Black / African American	6,230	414	784
Asian	235	14	30
American Indian, Alaska Native	15	20	15
Pacific Islander	0	0	0
Hispanic	460	70	320

Table 13 - Disproportionally Greater Need 0 - 30% AMI

Data 2013-2017 CHAS
 Source:

* The four housing problems are:

1. Lacks complete kitchen facilities,
2. Lacks complete plumbing facilities,
3. More than one person per room,
4. Cost Burden greater than 30%

30%-50% of Area Median Income

Housing Problems	Has one or more of four housing problems	Has none of the four housing problems	Household has no/negative income, but none of the other housing problems
Jurisdiction as a whole	7,655	2,265	0
White	1,820	910	0
Black / African American	5,210	1,085	0
Asian	150	120	0
American Indian, Alaska Native	25	0	0
Pacific Islander	0	0	0
Hispanic	334	155	0

Table 14 - Disproportionally Greater Need 30 - 50% AMI

Data 2013-2017 CHAS
Source:

* The four housing problems are:

1. Lacks complete kitchen facilities,
2. Lacks complete plumbing facilities,
3. More than one person per room,
4. Cost Burden greater than 30%

50%-80% of Area Median Income

Housing Problems	Has one or more of four housing problems	Has none of the four housing problems	Household has no/negative income, but none of the other housing problems
Jurisdiction as a whole	8,290	7,790	0
White	2,885	3,035	0
Black / African American	4,705	4,015	0
Asian	154	235	0
American Indian, Alaska Native	15	4	0
Pacific Islander	20	0	0
Hispanic	379	399	0

Table 15 - Disproportionally Greater Need 50 - 80% AMI

Data 2013-2017 CHAS
Source:

* The four housing problems are:

1. Lacks complete kitchen facilities,
2. Lacks complete plumbing facilities,
3. More than one person per room,
4. Cost Burden greater than 30%

80%-100% of Area Median Income

Housing Problems	Has one or more of four housing problems	Has none of the four housing problems	Household has no/negative income, but none of the other housing problems
Jurisdiction as a whole	2,485	6,675	0
White	1,199	2,380	0
Black / African American	995	3,825	0
Asian	40	89	0
American Indian, Alaska Native	0	15	0
Pacific Islander	0	0	0
Hispanic	190	254	0

Table 16 - Disproportionally Greater Need 80 - 100% AMI

Data 2013-2017 CHAS
 Source:

* The four housing problems are:

1. Lacks complete kitchen facilities,
2. Lacks complete plumbing facilities,
3. More than one person per room,
4. Cost Burden greater than 30%

Discussion

The racial composition of the Richland County, according to the 2016-2020 ACS Data, was 39.9% White; 51.1% Black/African American; 2.9% Asian; 0.3% American Indian/Alaskan Native; 0.1% Native Hawaiian/Other Pacific Islander; 2.7% Other Races; and 3.1% Two or More Races. The Hispanic or Latino population was 5.1%. There were no disproportionately impacted groups in terms of experiencing one of the four housing problems. All of the racial/ethnic groups had a share of housing problems within 10% of their respective proportions of the population.

NA-20 Disproportionately Greater Need: Severe Housing Problems – 91.205 (b)(2)

Assess the need of any racial or ethnic group that has disproportionately greater need in comparison to the needs of that category of need as a whole.

Introduction

While developing its 2022-2026 Consolidated Plan Richland County the extent to which any racial/ethnic group had a greater need related to severe housing problem in comparison to overall need. Data detailing information by racial group and Hispanic origin has been compiled from the 2013-2017 CHAS Data, the 2010 Census and 2016-2020 ACS Data. Disproportionate need is defined as a group having at least 10 percentage points higher than the percentage of persons as a whole. The following tables highlight disproportionate needs in Richland County. According to the 2016-2020 ACS Data the total County population was 280,603 persons; its White Population was 112,062 persons; its Black/African American Population was 143,320 persons; its Asian Population was 8,023 persons; its American Indian/Alaskan Native Population was 712 persons; its Native Hawaiian/Other Pacific Islander Population was 205 persons; some other race was 7,481; and two or more was 8,800. The Hispanic Population was 14,211 persons.

A household is considered to have a housing problem if it is cost burdened by more than 30% of their income, is experiencing overcrowding (considered more than one person per room) or has incomplete kitchen or plumbing facilities.

0%-30% of Area Median Income

Severe Housing Problems*	Has one or more of four housing problems	Has none of the four housing problems	Household has no/negative income, but none of the other housing problems
Jurisdiction as a whole	7,795	1,845	1,590
White	1,380	619	419
Black / African American	5,570	1,058	784
Asian	220	28	30
American Indian, Alaska Native	15	20	15
Pacific Islander	0	0	0
Hispanic	435	95	320

Table 17 – Severe Housing Problems 0 - 30% AMI

Data 2013-2017 CHAS
Source:

* The four severe housing problems are:

1. Lacks complete kitchen facilities,
2. Lacks complete plumbing facilities,
3. More than 1.5 persons per room,
4. Cost Burden over 50%

30%-50% of Area Median Income

Severe Housing Problems*	Has one or more of four housing problems	Has none of the four housing problems	Household has no/negative income, but none of the other housing problems
Jurisdiction as a whole	4,045	5,880	0
White	1,135	1,610	0
Black / African American	2,635	3,640	0
Asian	90	180	0
American Indian, Alaska Native	0	25	0
Pacific Islander	0	0	0
Hispanic	117	355	0

Table 18 – Severe Housing Problems 30 - 50% AMI

Data 2013-2017 CHAS
Source:

* The four severe housing problems are:

1. Lacks complete kitchen facilities,
2. Lacks complete plumbing facilities,
3. More than 1.5 persons per room,
4. Cost Burden over 50%

50%-80% of Area Median Income

Severe Housing Problems*	Has one or more of four housing problems	Has none of the four housing problems	Household has no/negative income, but none of the other housing problems
Jurisdiction as a whole	2,060	14,015	0
White	880	5,025	0
Black / African American	915	7,815	0
Asian	124	265	0
American Indian, Alaska Native	15	4	0
Pacific Islander	10	10	0
Hispanic	74	704	0

Table 19 – Severe Housing Problems 50 - 80% AMI

Data 2013-2017 CHAS
Source:

* The four severe housing problems are:

1. Lacks complete kitchen facilities,
2. Lacks complete plumbing facilities,
3. More than 1.5 persons per room,
4. Cost Burden over 50%

80%-100% of Area Median Income

Severe Housing Problems*	Has one or more of four housing problems	Has none of the four housing problems	Household has no/negative income, but none of the other housing problems
Jurisdiction as a whole	320	8,840	0
White	120	3,465	0
Black / African American	145	4,680	0
Asian	0	129	0
American Indian, Alaska Native	0	15	0
Pacific Islander	0	0	0
Hispanic	30	414	0

Table 20 – Severe Housing Problems 80 - 100% AMI

Data Source: 2013-2017 CHAS

* The four severe housing problems are:

1. Lacks complete kitchen facilities,
2. Lacks complete plumbing facilities,
3. More than 1.5 persons per room,
4. Cost Burden over 50%

Discussion

According to the 2016-2020 ACS Data the total County population was 280,603 persons; its White Population was 112,062 persons (39.9%); its Black/African American Population was 143,320 persons (51.1%); its Asian Population was 8,023 persons (2.9%); its American Indian/Alaskan Native Population was 712 persons (0.3%); its Native Hawaiian/Other Pacific Islander Population was 205 persons (0.1%); some other race was 7,481 persons (2.1%); and two or more was 8,800 (3.1%). The Hispanic Population was 14,211 persons (5.1%).

There were no disproportionately impacted groups in terms of experiencing one of the four housing problems. All of the racial/ethnic groups had a share of housing problems within 10% of their respective proportions of the population.

It is a generally seen Black/African Americans are more cost burdened or has other housing problems than other groups and there are several groups which can be disproportionately impacted in terms of housing cost burdens. They can be:

- Black/African American Households
- American Indian/Alaska Native Households
- Asian Households
- Hispanic Households

However, in Richland County no population group is disproportionately affected with cost burden and housing problem though the Black/African American population has a higher percentage rate than other population groups.

DRAFT

NA-25 Disproportionately Greater Need: Housing Cost Burdens – 91.205 (b)(2)

Assess the need of any racial or ethnic group that has disproportionately greater need in comparison to the needs of that category of need as a whole.

Introduction:

During the planning process for the preparation of the Richland County’s Five-Year Consolidated Plan, an evaluation and comparison was made to determine if any racial or ethnic group is disproportionately affected by housing problems in the County. Disproportionately greater need is defined as a group having at least 10 percentage points higher than the percentage of persons as a whole.

The greatest housing problem facing the Richland County is the lack of affordable housing and the fact that many of the County’s lower income households are paying more than 30% of their total household income on housing related costs. The following information was noted: 4,845 White households were cost burdened by 30% to 50%, and 13,345 White households were severely cost over burdened by greater than 50%; 9,035 Black/African American households were cost burdened by 30% to 50%, and 8,729 Black/African American households were severely cost burdened by greater than 50%; and lastly, 719 Hispanic households were cost burdened by 30% to 50%, and 574 Hispanic households were severely cost burdened by greater than 50%.

Housing Cost Burden

Housing Cost Burden	<=30%	30-50%	>50%	No / negative income (not computed)
Jurisdiction as a whole	63,985	15,039	13,345	1,620
White	31,050	4,845	3,310	419
Black / African American	27,880	9,035	8,735	794
Asian	1,525	210	379	30
American Indian, Alaska Native	115	25	15	15
Pacific Islander	20	10	0	0
Hispanic	2,345	719	574	330

Table 21 – Greater Need: Housing Cost Burdens AMI

Data Source: 2013-2017 CHAS

Discussion:

No households were disproportionately affected by a housing cost burden in Richland County.

NA-30 Disproportionately Greater Need: Discussion – 91.205(b)(2)**Are there any income categories in which a racial or ethnic group has disproportionately greater need than the needs of that income category as a whole?**

The 2016-2020 American Community Survey shows the racial composition of households in Richland County was White Population was 112,062 persons (39.9%); its Black/African American Population was 143,320 persons (51.1%); its Asian Population was 8,023 persons (2.9%); its American Indian/Alaskan Native Population was 712 persons (0.3%); its Native Hawaiian/Other Pacific Islander Population was 205 persons (0.1%); some other race was 7,481 persons (2.1%); and two or more was 8,800 (3.1%). The Hispanic Population was 14,211 persons (5.1%). There are no disproportionately impacted group in terms of having a housing problem or severe housing problem. There were no disproportionately impacted racial/ethnic groups in terms of having a housing cost burden.

When examining the percentage of each racial or ethnic group that has a housing problem, a severe housing problem, or facing a cost burden, compared to that racial or ethnic group overall, a different picture presents itself. According to the 2012-2016 CHAS data, the following percentages of households are cost burdened by 30-50% and have severe housing problems:

- 7.5% of all White households
- 14.1% of Black/African American households
- 0.03% of American Indian and Alaska Native households
- 0.3% of Asian households
- 0.01% of Pacific Islander households
- 1.1% of Hispanic households

The following percentages of households are cost burdened by over 50%

- 5.6% of all White households
- 13.7% of Black/African American households
- 0.02% of American Indian and Alaska Native households
- 0.6% of Asian households
- 0.0% of Pacific Islander households
- 0.9% of Hispanic households

The following percentages of households with severe housing problems at 0-30%:

- 17.7% of all White households
- 71.5% of Black/African American households
- 0.2% of American Indian and Alaska Native households
- 02.8% of Asian households
- 0.0% of Pacific Islander households
- 5.5% of Hispanic households

The following percentages of households with severe housing problems at 30-50%:

- 28.1% of all White households
- 65.1% of Black/African American households
- 0.0% of American Indian and Alaska Native households
- 2.2% of Asian households
- 0.0% of Pacific Islander households
- 2.9% of Hispanic households

The following percentages of households with severe housing problems at 50-80%:

- 42.7% of all White households
- 44.4% of Black/African American households
- 0.7% of American Indian and Alaska Native households
- 6.0% of Asian households
- 0.5% of Pacific Islander households
- 3.6% of Hispanic households

Overall, these numbers show that African American/Black households in Richland County are much more likely to experience a housing problem than to be cost burdened, and that minority households in general are more likely to be cost-burdened and have a housing problem than White households.

When comparing the housing problem numbers to the cost-burdened numbers, it seems that cost burdens affect all minorities, but African American/Black families are most likely to be cost burdened or severely cost burdened. According to the CHAS data, Black/African Americans experience higher housing problems.

Consultations with social service agencies and housing providers supports this fact, as these organizations have described the worst housing conditions are largely in Black/African American neighborhoods. Furthermore, renting is more common for the residents in the Black/African American neighborhoods. Rents in those areas have increased significantly while incomes have not. Thus, there is a need to provide assistance for the Black/African American neighborhoods in the Richland County.

If they have needs not identified above, what are those needs?

The largest need not identified above relates to housing affordability across all populations. There is a lack of decent, safe, sanitary affordable housing units in both the owner-occupied and rental markets.

Are any of those racial or ethnic groups located in specific areas or neighborhoods in your community?

The most recent data available showing the concentration of racial or ethnic groups is the 2013-2017 ACS Five Year Estimates. According to this Census Data, the County has a total minority population of 65.1% of its total population. The County uses the definition of an Area of Minority Concentration as a Census Tract or Block Group where at least 50% of the population who reside in that area are identified as being a minority person. There are 88 total Census tracts in the County. Based on this definition there are 84 Census Tracts or partial Census Tracts, in the County with a percentage of minority persons over 50%.

Attached to this Plan are maps which illustrate the County's demographics.

DRAFT

NA-35 Public Housing – 91.205(b)

Introduction

Demand for public housing is high in Richland County, and the Section 8 housing waiting list has been closed for many years. The Section 8 housing waiting list is expected to open again in 2023.

Totals in Use

	Program Type								
	Certificate	Mod-Rehab	Public Housing	Vouchers			Special Purpose Voucher		
				Total	Project - based	Tenant - based	Veterans Affairs Supportive Housing	Family Unification Program	Disabled *
# of units vouchers in use	0	103	2,040	3,153	0	3,024	20	0	67

Table 22 - Public Housing by Program Type

*includes Non-Elderly Disabled, Mainstream One-Year, Mainstream Five-year, and Nursing Home Transition

Data Source: PIC (PIH Information Center)

Characteristics of Residents

	Program Type								
	Certificate	Mod-Rehab	Public Housing	Vouchers			Special Purpose Voucher		
				Total	Project - based	Tenant - based	Veterans Affairs Supportive Housing	Family Unification Program	
Average Annual Income	0	6,365	11,914	10,762	0	10,627	9,505	0	
Average length of stay	0	5	6	6	0	6	1	0	

	Program Type							
	Certificate	Mod-Rehab	Public Housing	Vouchers			Special Purpose Voucher	
				Total	Project - based	Tenant - based	Veterans Affairs Supportive Housing	Family Unification Program
Average Household size	0	1	2	2	0	2	1	0
# Homeless at admission	0	0	0	0	0	0	0	0
# of Elderly Program Participants (>62)	0	9	353	269	0	251	2	0
# of Disabled Families	0	13	330	544	0	475	9	0
# of Families requesting accessibility features	0	103	2,040	3,153	0	3,024	20	0
# of HIV/AIDS program participants	0	0	0	0	0	0	0	0
# of DV victims	0	0	0	0	0	0	0	0

Table 23 – Characteristics of Public Housing Residents by Program Type

Data Source: PIC (PIH Information Center)

Race of Residents

Race	Program Type								
	Certificate	Mod-Rehab	Public Housing	Vouchers			Special Purpose Voucher		
				Total	Project - based	Tenant - based	Veterans Affairs Supportive Housing	Family Unification Program	Disabled *
White	0	2	42	114	0	104	2	0	5
Black/African American	0	101	1,992	3,036	0	2,917	18	0	62

Race	Program Type								
	Certificate	Mod-Rehab	Public Housing	Vouchers			Special Purpose Voucher		
				Total	Project - based	Tenant - based	Veterans Affairs Supportive Housing	Family Unification Program	Disabled *
Asian	0	0	3	2	0	2	0	0	0
American Indian/Alaska Native	0	0	3	1	0	1	0	0	0
Pacific Islander	0	0	0	0	0	0	0	0	0
Other	0	0	0	0	0	0	0	0	0

*includes Non-Elderly Disabled, Mainstream One-Year, Mainstream Five-year, and Nursing Home Transition

Table 24 – Race of Public Housing Residents by Program Type

Data Source: PIC (PIH Information Center)

Ethnicity of Residents

Ethnicity	Program Type								
	Certificate	Mod-Rehab	Public Housing	Vouchers			Special Purpose Voucher		
				Total	Project - based	Tenant - based	Veterans Affairs Supportive Housing	Family Unification Program	Disabled *
Hispanic	0	0	15	25	0	23	0	0	0
Not Hispanic	0	103	2,025	3,128	0	3,001	20	0	67

*includes Non-Elderly Disabled, Mainstream One-Year, Mainstream Five-year, and Nursing Home Transition

Table 25 – Ethnicity of Public Housing Residents by Program Type

Data Source: PIC (PIH Information Center)

Section 504 Needs Assessment: Describe the needs of public housing tenants and applicants on the waiting list for accessible units:

According to the 2020 American Community Survey, 40,209 individuals with disabilities (individuals who have difficulty with hearing, vision, cognition, walking, self-care, or independent living) live in Richland County, representing approximately 14.5% of the population. This rate is slightly lower among Black/African American residents, of whom approximately 14.4% have a disability.

Most immediate needs of residents of Public Housing and Housing Choice voucher holders

According to the 2020 American Community Survey, the median household income in the City of Columbia (\$47,416) is lower than the median household income for Richland County as a whole (\$54,864). The City of Columbia also has a higher proportion of households earning less than \$35,000 (39.2%) than the county (32.5%). This shows that low- and moderate-income households are more concentrated in the city than in the rest of Richland County. However, the limited availability of publicly supported housing outside of the City of Columbia, where there are only 3 developments and 157 units, suggests that public housing units are needed throughout the county.

Inspection scores from the HUD Real Estate Assessment Center (REAC), a federal entity that assesses the condition of all housing units in HUD's portfolio, indicate that public housing in Richland County is in acceptable condition, receiving an average score above 84 out of 100.

NA-40 Homeless Needs Assessment – 91.205(c)

If data is not available for the categories "number of persons becoming and exiting homelessness each year," and "number of days that persons experience homelessness," describe these categories for each homeless population type (including chronically homeless individuals and families, families with children, veterans and their families, and unaccompanied youth):

The 2016 PIT count found 311 individuals experiencing chronic homelessness in the Midlands region. Although this was an increase from 2015, the PIT report notes that this may be due to the implementation of the Vulnerability Index-Service Prioritization and Decision Assistance Tool (VI-SPDAT), a tool developed by Community Solutions and OrgCode Consulting that meets HUD criteria for chronic homelessness prioritization outlined in Notice CPD-14-012. The VI-SPDAT asks each participant a series of questions about their personal history in order to prioritize the most vulnerable individuals, including the chronically homeless and domestic violence victims, for appropriate assistance at homeless service providers. According to the PIT report, because the tool allows for a more accurate identification of people with extended experiences of homelessness, increased estimates of the chronically homeless population may have been due to improvements in identification, rather than actual increases in the population.

A 2016 study on homelessness conducted by the University of South Carolina looked specifically at families experiencing homelessness in Richland County from 2004 to 2015. Categorizing families based on data over this period, the study found that most families experienced "One Brief Crisis", using homeless services only one time over the entire period. Many also experienced "Two Crises", using homeless services twice for moderate periods of support during the period, or "Extended Support", using homeless services once for an extended period (on average 507 days). Other categories were "Long-Term Support", defined as using homeless services one or two times for multiple years, and "Persistent Housing Instability", defined as using homeless services multiple times over the study period. These proportions are shown in the figure below.

Unaccompanied youth make up approximately 13 percent of the homeless population in the Midlands region, with 174 counted in the 2016 PIT report. Many of these youth reside in the Epworth Children's Home, a facility that is scheduled to receive \$99,588 in CDBG funding from Richland County in FY 2017-2018, as well as in Palmetto Place, another children's shelter located in Columbia. The figure below shows the number of students identified as homeless in each of the two Richland County school districts from 2009 to 2015. Although Richland Two is the larger district, Richland One had more than twice the number of homeless students throughout the period. Zoning maps indicate that schools in Richland One are mostly in the southern half of the county and schools in Richland Two are mostly in the northern half.

Two were formerly institutionalized.
Two had a physical disability.

NA-45 Non-Homeless Special Needs Assessment - 91.205 (b,d)

Introduction:

Special needs populations include the non-homeless elderly, frail elderly, physically and mentally disabled, persons with alcohol and/or drug addictions, persons with HIV/AIDS, and victims of domestic violence. Data on the needs of these populations was provided by nonprofit organizations and local government agencies working with the non-homeless special needs populations.

Describe the characteristics of special needs populations in your community:

What are the housing and supportive service needs of these populations and how are these needs determined?

- **Elderly Persons** – Accessible housing units plus supportive services, for example: transportation to health services; and recreation and opportunities.
- **Frail Elderly** – Accessible housing units plus supportive services, for example: transportation to health services; and in-home care.
- **Mentally, Physically Disabled** – Accessible housing/permanent supportive housing; supportive service case management for those suffering from mental illness, substance abuse, or coexisting disorders; education and job training; financial counseling; and access to health care services.
- **Alcohol and Drug Addiction** – Permanent housing; supportive services; case management for those suffering from mental illness, substance abuse, or coexisting disorders; education and job training; financial counseling; and access to health services and substance abuse counseling.
- **HIV/AIDS** – Permanent supportive housing; plus, supportive services such as case management; and continued access to health services and counseling.
- **Victims of Domestic Violence** – Permanent supportive housing; using the Housing First model to avoid transitional housing; plus, supportive services such as case management, education and job training; financial counseling; and access to victims counseling.

These services is critical to assisting these clients to remain in their homes and avoid becoming homeless.

Discuss the size and characteristics of the population with HIV/AIDS and their families within the Eligible Metropolitan Statistical Area:

Richland County does not receive funding through the (HOPWA) program, organizations such as the South Carolina HIV/AIDS Council, Palmetto AIDS Life Support Services, Women’s Resource Center, and Latinos Contra SIDA (Latinos Against AIDS) provide services for residents affected by HIV/AIDS. CHA also receives HOPWA funds for permanent supportive housing units for individuals living with HIV/AIDS who are chronically homeless.

Discussion:

Special needs populations include the elderly, people with disabilities, domestic violence victims, individuals with substance use disorders and mental health issues, and individuals living with HIV/AIDS. Each group has special housing needs and often have barriers in finding housing, particularly related to their needs.

The elderly is a growing population across the Country and the county is experiencing the same growth. This population typically need housing close to transportation and services including shopping. Many elderly own their housing and many units are showing the signs of age and deferred maintenance. The elderly residents can move into apartment including public housing but often feel they are giving up to much of their independence. Assisted living communities are also an option, but stigma of assisted living can have a detrimental effect on their mental wellbeing.

Person with disabilities typically have specific needs including handrails, bathroom improvements, wheelchair accessibility and accessible parking. Many housing units need modifications for these households which can be a cost burden particularly those with limited incomes.

As previously mentioned, domestic violence victims are difficult to determine. Victims are in need of access to finances, work opportunities and safe housing from the abuser, counseling and support services. Unfortunately, those escaping domestic violence often do not have the necessary resources or skills to find safe housing and employment.

Substance abuse often makes the risk of homelessness and other housing issues more prevalent in the special needs population. Alcohol and drug addiction create not only issues for the abuser but also family and friends which can lead to loss of employment and housing.

Mental health is also a factor that can lead to homelessness due to behavioral problems that impacts obtaining housing and employment. Persons with mental health can often access services but may have difficulty obtaining housing and employment particularly in they have been discharged from a facility where they no longer have guidance to remain on medications, etc.

NA-50 Non-Housing Community Development Needs – 91.215 (f)

Describe the jurisdiction’s need for Public Facilities:

A number of public facility needs have been identified from activities such as improvements to existing infrastructure due largely to age to development activities to keep pace with the growing population. Increased residential density development areas, mixed-use and mixed income developments, and transportation development to include pedestrian, bicycle, and traffic improvements and public transportation particularly providing for underserved areas. This come through new land use policies, that remove regulatory barriers and provide incentives for development to meet the needs of the growing population and aging population in the County.

How were these needs determined?

Needs were determined through a public participation process of meeting with Richland County stakeholders and residents, which included interviews, community meetings, focus groups, and an online survey.

Describe the jurisdiction’s need for Public Services:

Public services are often interpreted as social service but in this context, it includes services such as the public library system, the county sheriff, fire protection, emergency medical services, transportation and public schools. Coordination of planning and decision-making efforts with the City of Columbia is also key to providing comprehensive services for resident and include various utilities and ensuring equitable distribution.

Additionally, there is a need for educational opportunities for all age groups, affordable healthcare, affordable childcare, supportive services, and legal services. All services need to be available county-wide and easily accessible with having to travel great distance to receive needed assistance.

How were these needs determined?

Needs were determined through a public participation process of meeting with Richland County stakeholders and residents, which included interviews, community meetings, focus groups, and an online survey.

Housing Market Analysis

MA-05 Overview

Housing Market Analysis Overview:

Richland County is a long-established County. The County is growing in population which in turn generates the need for housing. The County is still rural in nature once leaving metropolitan areas around the City of Columbia.

According to 2016-2020 American Community Survey Data, the County has 70,705 owner-occupied housing units (65.4% of all occupied housing units) and 37,467 renter-occupied housing units (34.6% of all occupied housing units). The number of rental units is increasing each year

The condition of the housing stock is fairly sound. The owner-occupied houses are generally well maintained and through the Code Enforcement efforts, the County strives to keep both owner-occupied and rental housing up to code standards.

The median home value as of 2020 was \$167,500 and the median gross rent was \$998/month for the same time period.

DRAFT

MA-10 Number of Housing Units – 91.210(a)&(b)(2)

Introduction

According to the 2016-2020 ACS data, there are 154,514 total housing units. There are 108,172 occupied housing units, which means there are 22,041 vacant housing units. The majority of the owner-occupied housing are 3 or more bedrooms (91% of all owner-occupied houses). The majority of the renter-occupied housing are 2 bedrooms or 3 or more bedrooms (81% of all renter-occupied houses).

All residential properties by number of units

Property Type	Number	%
1-unit detached structure	72,770	69%
1-unit, attached structure	1,805	2%
2-4 units	4,953	5%
5-19 units	12,875	12%
20 or more units	4,695	4%
Mobile Home, boat, RV, van, etc	8,669	8%
Total	105,767	100%

Table 26 – Residential Properties by Unit Number

Data Source: 2013-2017 ACS

Unit Size by Tenure

	Owners		Renters	
	Number	%	Number	%
No bedroom	138	0%	568	2%
1 bedroom	295	0%	5,705	17%
2 bedrooms	5,120	9%	11,585	34%
3 or more bedrooms	54,485	91%	16,069	47%
Total	60,038	100%	33,927	100%

Table 27 – Unit Size by Tenure

Data Source: 2013-2017 ACS

Does the availability of housing units meet the needs of the population?

There are insufficient number of affordable housing units to meet the housing needs of County residents. Increasing rents and housing values have created a market which is unaffordable for many County residents as incomes have not kept pace with housing costs.

This market gap contributes to need publicly supported housing.

Describe the need for specific types of housing:

There is a need in the County for all types of housing, ranging from both rental and homeowner units in a variety of bedroom combinations, though as previously shown the types of homeowner units are 3 or more bedrooms in size and rental units are 2- and 3-bedroom units. Additionally, affordable, accessible units for the elderly and persons with disabilities, and more housing for homeless and non-homeless special needs populations such as victims of domestic violence.

Discussion

Single-family detached housing represents the majority of the housing stock in the County. The data indicates 69% of the units are single family detached and of that number 91% of owner-occupied housing are 3 or more bedroom. The need for affordable both homeownership and rental properties exists for households at or below 80% of median income. There is also a need for additional housing appropriate for the elderly, families of persons with disabilities, and other special needs populations in the less built-up areas of the County.

DRAFT

MA-15 Housing Market Analysis: Cost of Housing - 91.210(a)

Introduction

The cost of housing increased from a median value of \$143,000 in 2009 to \$154,100 (8%) in the County, over the period of 2009 to 2017 for a single-family home. Current Census Data indicates the median value is \$167,500. According to Redfin the median sales price is \$241,000 which is an increase of 11.6% since last year which was 1.6% over listing prices and houses were on the market an average of 15 days.

The County needs to continue its efforts to increase homeownership among residents and maintain affordable rental options, particularly for the elderly, disabled, and those on a fixed income.

Cost of Housing

	Base Year: 2009	Most Recent Year: 2017	% Change
Median Home Value	143,000	154,100	8%
Median Contract Rent	601	726	21%

Table 28 – Cost of Housing

Data Source: 2000 Census (Base Year), 2013-2017 ACS (Most Recent Year)

Rent Paid	Number	%
Less than \$500	5,835	17.2%
\$500-999	21,379	63.0%
\$1,000-1,499	5,350	15.8%
\$1,500-1,999	1,064	3.1%
\$2,000 or more	320	0.9%
Total	33,948	100.0%

Table 29 - Rent Paid

Data Source: 2013-2017 ACS

Housing Affordability

% Units affordable to Households earning	Renter	Owner
30% HAMFI	1,140	No Data
50% HAMFI	5,645	4,725
80% HAMFI	20,403	14,607
100% HAMFI	No Data	21,084
Total	27,188	40,416

Table 30 – Housing Affordability

Data Source: 2013-2017 CHAS

Monthly Rent

Monthly Rent (\$)	Efficiency (no bedroom)	1 Bedroom	2 Bedroom	3 Bedroom	4 Bedroom
Fair Market Rent	671	838	959	1,255	1,571
High HOME Rent	671	833	959	1,148	1,261
Low HOME Rent	612	656	787	908	1,013

Table 31 – Monthly Rent

Data Source: HUD FMR and HOME Rents

Is there sufficient housing for households at all income levels?

As the following data reveals, based on the HUD - CHAS data there is not sufficient housing at all income levels due to the cost over burden criteria in each category with the Black/African American households being the most impacted:

The following households have housing costs that are 0% to 30% of their AMI:

30-50% and have severe housing problems:

- 7.5% of all White households
- 14.1% of Black/African American households
- 0.03% of American Indian and Alaska Native households
- 0.3% of Asian households
- 0.01% of Pacific Islander households
- 1.1% of Hispanic households

The following percentages of households are cost burdened by over 50%

- 5.6% of all White households
- 13.7% of Black/African American households
- 0.02% of American Indian and Alaska Native households
- 0.6% of Asian households
- 0.0% of Pacific Islander households
- 0.9% of Hispanic households

As the following data reveals, based on the HUD - CHAS data there are severe housing problems at all income levels with the Black/African American households being the most impacted:

The following percentages of households with severe housing problems at 0-30%:

- 17.7% of all White households
- 71.5% of Black/African American households
- 0.2% of American Indian and Alaska Native households

- 02.8% of Asian households
- 0.0% of Pacific Islander households
- 5.5% of Hispanic households

The following percentages of households with severe housing problems at 30-50%:

- 28.1% of all White households
- 65.1% of Black/African American households
- 0.0% of American Indian and Alaska Native households
- 2.2% of Asian households
- 0.0% of Pacific Islander households
- 2.9% of Hispanic households

The following percentages of households with severe housing problems at 50-80%:

- 42.7% of all White households
- 44.4% of Black/African American households
- 0.7% of American Indian and Alaska Native households
- 6.0% of Asian households
- 0.5% of Pacific Islander households
- 3.6% of Hispanic households

How is affordability of housing likely to change considering changes to home values and/or rents?

The amount of affordable housing will decrease as rents and sales prices increase. The median income in the County has increased at a slower rate than the increase in the price of housing. This will cause continued housing affordability issues particularly for low- and moderate-income households.

How do HOME rents / Fair Market Rent compare to Area Median Rent? How might this impact your strategy to produce or preserve affordable housing?

The current median rent in the County is \$1,218 per Zillow.com. The current HUD FMR rents range from \$834 for an efficiency unit up to \$1,531 for a 4-bedroom unit. The median FMR is \$1,098. Rent amounts are in line with the FMRs however the issue still related to affordability. Incomes of County residents that are lower income cannot support the rent unless there is some type of subsidy available.

Discussion

Affordability and accessibility in rentals remain a problem for lower income residents throughout the County.

MA-20 Housing Market Analysis: Condition of Housing – 91.210(a)

Introduction

The Housing Market Analysis is an overview of the condition of housing in the County, including a discussion of the number of households experiencing housing problems, an analysis of the risk from lead-based paint, and a description of the condition of vacant or abandoned housing in the county.

Definitions

The following definitions are included in the table below:

“Selected Housing Conditions:”

- **Over-crowding (1.01 or more persons per room)**
Defines as occupants per room is obtained by dividing the reported number of current residents in each occupied housing unit by the number of rooms (including rooms other than bedrooms) in the unit. A unit is considered overcrowded if there is more than one occupant per room.
- **Lacking a complete kitchen**
Defined as a unit having complete kitchen facilities if it has all three of the following: a sink with a faucet, a stove or range, and a refrigerator. All kitchen facilities must be located in the unit but need not be in the same room.
- **Lack of plumbing facilities and/or other utilities**
Defined as complete plumbing facilities are: hot and cold piped water, a flush toilet, and a bathtub or shower. The absence of any of these three facilities from the housing unit qualifies as lack of complete plumbing facilities.
- **Cost overburden**
Defined as a household is considered to be cost burdened if more than 30 percent of household income is spent on housing costs including rent or mortgage, property tax, and utilities.

“**Substandard Condition:**” Does not meet code standards or contains one of the selected housing conditions.

“**Suitable for Rehabilitation:**” The amount of work required to bring the unit up to minimum code standards, and the existing debt on the property, together are less than the fair market value of the property.

“**Not Suitable for Rehabilitation:**” The amount of work required to bring the unit up to minimum code standard exceeds the fair market value of the property after rehabilitation work is complete.

Condition of Units

Condition of Units	Owner-Occupied		Renter-Occupied	
	Number	%	Number	%
With one selected Condition	13,420	22%	15,445	46%
With two selected Conditions	230	0%	775	2%
With three selected Conditions	24	0%	20	0%
With four selected Conditions	0	0%	0	0%
No selected Conditions	46,370	77%	17,700	52%
Total	60,044	99%	33,940	100%

Table 32 - Condition of Units

Data Source: 2013-2017 ACS

Year Unit Built

Year Unit Built	Owner-Occupied		Renter-Occupied	
	Number	%	Number	%
2000 or later	20,575	34%	9,469	28%
1980-1999	20,674	34%	11,500	34%
1950-1979	17,619	29%	11,835	35%
Before 1950	1,220	2%	1,125	3%
Total	60,088	99%	33,929	100%

Table 33 – Year Unit Built

Data Source: 2013-2017 CHAS

Risk of Lead-Based Paint Hazard

Risk of Lead-Based Paint Hazard	Owner-Occupied		Renter-Occupied	
	Number	%	Number	%
Total Number of Units Built Before 1980	18,839	31%	12,960	38%
Housing Units build before 1980 with children present	11,078	18%	6,719	20%

Table 34 – Risk of Lead-Based Paint

Data Source: 2013-2017 ACS (Total Units) 2013-2017 CHAS (Units with Children present)

Vacant Units

	Suitable for Rehabilitation	Not Suitable for Rehabilitation	Total
Vacant Units			
Abandoned Vacant Units			
REO Properties			
Abandoned REO Properties			

Table 35 - Vacant Units

Need for Owner and Rental Rehabilitation

The Year Unit Built Table above, indicated 31 percent of owner-occupied housing and 38 percent of renter-occupied housing were built before 1980. This likely means a total of 31,799 housing units are potentially in need of some type of repairs and most of those units are at risk of lead-based paint hazards given lead paint was in use up until 1978. At least some of the approximately 16,000 vacant and abandoned units may be suitable for rehabilitation.

Affordable housing issues was a top discussion point as a priority. Housing rehabilitation of existing housing units was another priority mentioned during discussions, particularly as it relates to the elderly aging in place. Other housing priorities included rental assistance, new construction of homeownership and rental opportunities, maintaining existing affordable units and acquisition/development of new affordable units.

Estimated Number of Housing Units Occupied by Low- or Moderate-Income Families with LBP Hazards

Determining the precise number of households at risk of lead-based paint poisoning is difficult. Residents in sub-standard or older housing and low-income households are at higher risk than higher income households living in newer or rehabilitated housing.

According to the 2016-2020 American Community Survey (ACS) 11,078 housing units with children in the Richland County were built before 1980. A significant percentage of at-risk housing units were constructed in the period from 1950 to 1979 when lead-based paint was relatively less common, although not strictly prohibited for residential use. These units likely have some level of lead-based paint and issues associated with lead, particularly in units with children aged 6 and under.

The 2016-2020 ACS indicates 101,675 of County residents or 42% are at or below 80 percent AMI. Approximately half of the 11,078 households with children are at some risk of lead-based paint hazard.

Discussion

Housing units in the County are fairly new with 74% of the units constructed after 1980. The potential of lead-based paint hazard is reduced with the newer housing stock. However, lower income households may not be able to afford a newer unit and will continue to reside in older homes which may pose greater lead-based paint risk. Rehabilitation of these older units means to maintain affordability and reduce lead-based paint risk.

MA-25 Public and Assisted Housing – 91.210(b)

Introduction

This section details the total number of public and assisted housing units available in unincorporated areas of Richland County. Details are provided about each public housing development including an explanation of physical inspection scores. Public and assisted housing needs and the strategy adopted by CHA for improving the living environment of families living in public housing is also discussed.

Totals Number of Units

	Program Type								
	Certificate	Mod-Rehab	Public Housing	Total	Project -based	Tenant -based	Vouchers		
							Veterans Affairs Supportive Housing	Family Unification Program	Disabled *
# of units vouchers available	0	102	2,074	3,217	0	3,217	914	0	883
# of accessible units									

***includes Non-Elderly Disabled, Mainstream One-Year, Mainstream Five-year, and Nursing Home Transition**

Table 36 – Total Number of Units by Program Type

Data Source: PIC (PIH Information Center)

MA-30 Homeless Facilities and Services – 91.210(c)

Introduction

This section describes services and facilities available in Richland County to meet the needs of individuals and families experiencing homelessness. The services and facilities described include those available in incorporated areas, such as within the City of Columbia.

Definitions

Continuum of Care (CoC): A community with a unified plan to organize and deliver housing and services to meet the specific needs of people who are homeless as they move to stable housing and maximize self-sufficiency. HUD funds many homeless programs and HMIS implementations through CoC grants.

Housing Inventory Count (HIC) and Point in Time count (PIT): The HIC Consists of three housing inventory charts for emergency shelter, transitional housing, and permanent supportive housing. The PIT is a snapshot of the homeless population taken on a given day. This count includes a street count in addition to a count of all clients in emergency and transitional beds.

Homeless Management Information System (HMIS): The HMIS is a computerized data collection tool designed to capture client-level information over time on the characteristics and service needs of men, women, and children experiencing homelessness.

Mainstream service providers: Providers of services not specifically focused on addressing the needs of individuals and families experiencing homelessness.

Supportive housing: Supportive housing is an evidence-based housing intervention that combines non-time-limited affordable housing assistance with wrap-around supportive services for people experiencing homelessness, as well as other people with disabilities.

Describe mainstream services, such as health, mental health, and employment services to the extent those services are used to complement services targeted to homeless persons

Richland County has a wide variety of organizations providing services for the homeless. These providers that offer a wide variety of services to County residents as well as organization which specifically serve the homeless. The Midlands Area Consortium for the Homeless (MACH) is designated Continuum of Care for Richland County as well as 13 other counties in the central region of the State. The COC is made up of representatives from the following:

- Local government staff/officials
- CDBG/HOME/ESG entitlement jurisdictions
- law enforcement
- local jails
- hospitals
- emergency medical service/crisis response teams
- mental health service organizations
- substance abuse service organizations
- affordable housing developers/providers
- public housing authorities
- domestic violence/human trafficking advocates
- youth advocates
- 2-1-1 call center
- LGBTQ advocates

The Eau Claire Health Cooperative administers a U.S. Department of Health and Human Services (DHHS) homeless healthcare grant and provides onsite medical care at three local agencies: Transitions, Homeless No More, and The Cooperative Ministry. Transitions serves homeless adults, Homeless No More serves families with children, and The Cooperative Ministry serves the working poor.

The Columbia Area Mental Health Center (CAMHC) and Lexington Community Mental Health Center (LCCMHC) participate in an ongoing regional partnership to address the behavioral health needs of the community, including people experiencing homelessness and those at risk of becoming homeless.

Goodwill Industries and the Richland County Public Library offer job training, assistance with job search, resume building, and skill development through their respective locations in downtown Columbia.

Coordination and cooperation with emergency medical services and hospitals as well as local law enforcement, courts, jails and advocacy groups ensures that individuals experiencing homelessness who enter the mainstream healthcare system or criminal justice system are connected with services suited to their needs.

List and describe services and facilities that meet the needs of homeless persons, particularly chronically homeless individuals and families, families with children, veterans and their families, and unaccompanied youth. If the services and facilities are listed on screen SP-40 Institutional Delivery Structure or screen MA-35 Special Needs Facilities and Services, describe how these facilities and services specifically address the needs of these populations.

The following list of services and facilities is based on information from the Midlands Area Consortium for the Homeless (MACH), the United Way, and the 2016 CoC application. These are organizations with services specifically targeted for the homeless. The organizations listed provide a broad range of services including those specifically targeted for the indicated populations. Together these services and facilities constitute a CoC that extends from outreach to individuals experiencing homelessness to emergency shelter, rapid re-housing, healthcare, behavioral health services, job training, and transitional housing.

Successful recovery for individuals experiencing chronic homelessness depends on access to stable housing. Permanent supportive housing for such individuals is provided by the following organizations with programs targeted for chronic homelessness.

DRAFT

MA-35 Special Needs Facilities and Services – 91.210(d)

Introduction

There are many County residents with special housing needs. As was expressed numerous time the needs of the elderly for housing maintenance and rehabilitation are the most significant as these household wish to age in place. Additionally, individuals with disabilities are in need of housing improvement related to accessibility as well as ensuring public facilities are accessible. Persons with mental health needs also tend to be an underserved population particularly if they are low- and moderate-income County residents.

Including the elderly, frail elderly, persons with disabilities (mental, physical, developmental), persons with alcohol or other drug addictions, persons with HIV/AIDS and their families, public housing residents and any other categories the jurisdiction may specify, and describe their supportive housing needs

Permanent supportive housing has been shown to provide housing stability when wrap-around services are available. Estimating the number of individuals who require this level of service is difficult as many of the above populations do not know where to seek assistance. Highlighted below are several special needs populations in the County and the types of that which would be of benefit to them.

Elderly individuals, particularly frail elderly and elderly with disabilities often require monetary support related to housing and sustenance as well as assisted living services such as access to healthcare, assistance with household tasks, and in some cases publicly assisted housing. Person ages 65 and older comprise approximately 12.7% of the County population. Elderly persons and especially the frail elderly often experience accessibility issues and as has been previously noted both the elderly and frail elderly have difficulties maintaining their homes.

Persons with mental health issues often require transitional or permanent supportive housing and associated treatment, social services assistance and housing assistance to live independently. Five out of eight South Carolina Department of Mental Health inpatient facilities are located in Richland County. When persons are discharged from these facilities, they often do not have the means to return to their original home location and remain in the County. In addition, when discharged they require housing and services, which places additional strain on the already over-burdened providers.

There is a wide variety of types of disabilities and needs to assist persons with disabilities. The need ranges from healthcare services, assistance with household tasks, financial assistance, and accessibility improvements.

According to 2018-2020 surveillance data from the South Carolina Department of Health and Environmental Control, Richland County reported 3,226 existing cases of HIV, of which 330 are new HIV cases in the period from 2018 to 2020. The City of Columbia is a HOPWA grantee and provides supportive housing services for individuals with HIV/AIDS in Richland County.

Describe programs for ensuring that persons returning from mental and physical health institutions receive appropriate supportive housing

Publicly funded permanent supportive housing is available specifically for mental health patients through the Mental Illness Recovery Center (MIRCI). The organization provides permanent housing for individuals with mental illness. Long-term intensive case management and treatment for those experiencing serious chronic mental illness is provided by Columbia Area Mental Health Center (CAMHC). CAMHC has a community housing program which provides safe and affordable housing with supervision and rehabilitation services. The Homeshare program through CAMHC places patients in private homes of trained providers offering support and promoting living skills. Demand typically exceeds the availability services.

Specify the activities that the jurisdiction plans to undertake during the next year to address the housing and supportive services needs identified in accordance with 91.215(e) with respect to persons who are not homeless but have other special needs. Link to one-year goals. 91.315(e)

The Richland County Community Development Division (CDD) will focus on increasing the supply of affordable housing in the County to continue to make independent living possible.

For entitlement/consortia grantees: Specify the activities that the jurisdiction plans to undertake during the next year to address the housing and supportive services needs identified in accordance with 91.215(e) with respect to persons who are not homeless but have other special needs. Link to one-year goals. (91.220(2))

Not Applicable

MA-40 Barriers to Affordable Housing – 91.210(e)

Negative Effects of Public Policies on Affordable Housing and Residential Investment

A number of policies in the County potentially impact affect affordable housing and residential investment. Some policy barriers are beyond the control of the county due to State regulations. The County embarked on rewriting the County's Land Development Code (LDL) in 2021 to "develop 21st Century" regulations and remove barriers to affordable housing development.

The current LDC was adopted in 2005, which included an update from the code established in 1977. The purpose of the Rewrite is to develop 21st Century regulations that implement the County's vision for where and how it grows, are user-friendly for all citizens, align with current best practices, allow for development in different contexts, provide for higher-quality development, and support a more sustainable Richland County.

The LDC is the adopted law of the county that regulates land use, growth, and development. It governs everything from the types of uses, location, and size of a development within various zones, as well as establishes the procedures for how development proposals are reviewed, including approvals and denials. The LDC also controls various development and subdivision standards such as parking, landscaping, signs, addressing, building form, and open space within a development, and the division and platting of land as well as road layout and other infrastructure requirements.

The Code Rewrite will be a significant departure from the current LDC and will not simply be an update or provide revisions but institute an entirely new land development code. Major differences to expect include:

- More user-friendly
 - User-friendliness consolidates and reorganizes the LDC structure; includes illustrations, diagrams, flowcharts, tables; uses down-to-earth language; and standardizes procedures for applications and submittals.
- Implements policies of PLAN Richland County
 - Implementing Plan Richland provides a greater range and type of housing choice than historically possible; eases the ability to undertake infill, redevelopment, and investment for commercial properties; enables preservation and continuance of rural character and working lands with appropriate zoning; allows for more open space, better conservation of land, incentives for green practices; and allows for military operations to continue and avoid encroachments.
- Aligns zoning districts and uses with current best-practices
 - New districts, new uses, and new use standards allow for development in different contexts versus a one-size-fits-all approach throughout all areas of the County
- Bring development standards into the 21st Century
 - Through contemporary development standards, such as modernized parking standards, minimum open space requirements, design and form standards, the new code will help provide for quality development all County residents can agree upon and enhance the quality of development.
- More green and sustainable development

- Green development practices will help provide a more sustainable County and more sustainable development pattern that benefits all.

DRAFT

MA-45 Non-Housing Community Development Assets – 91.215 (f)

Introduction

Richland County benefits from being the seat of state government, the University of South Carolina and Fort Jackson. Additionally, the county is seeking economic development projects to attract business to create jobs and revitalize neighborhoods. The County still has several challenges including a significant number of residents live in poverty, the skills of the labor force often does not match the needs of the business community, lack of infrastructure and policy barriers which slow the pace of economic growth.

Non-housing community development issues are area road improvements, public transportation, and sidewalk and lighting improvements are needed improvements.

Neighborhood Master Planning

Non-housing community development are now guided by the efforts of the Neighborhood Master Plans. A neighborhood master plan is a study of planning issues in a residential neighborhood including its commercial component. The neighborhood master plans include:

- Future land use for residential, commercial, open space, civic and recreational uses
- Capital improvements that will impact safety, housing, economic development, community access and public services
- Demographics and statistics
- Public meetings and workshops
- Assessment of challenges and needs
- Strategies to guide community improvements and growth

Approved and adopted County Council, each Neighborhood Master Plan is incorporated into the County’s Comprehensive Plan. The Neighborhood Improvement Program ensure strategies and programs are implemented. The Richland County Neighborhood Improvement Program was established by County Council to coordinate and fund neighborhood master plans and improvement projects in Richland County. The program is a partnership between county government and neighborhood organizations.

Economic Development Market Analysis

Business Activity

Business by Sector	Number of Workers	Number of Jobs	Share of Workers %	Share of Jobs %	Jobs less workers %
Agriculture, Mining, Oil & Gas Extraction	525	938	1	1	1
Arts, Entertainment, Accommodations	12,697	8,441	15	11	-3
Construction	3,555	4,349	4	6	2

Business by Sector	Number of Workers	Number of Jobs	Share of Workers %	Share of Jobs %	Jobs less workers %
Education and Health Care Services	14,430	8,783	17	12	-5
Finance, Insurance, and Real Estate	8,894	12,727	10	17	7
Information	1,741	1,720	2	2	0
Manufacturing	7,242	6,997	8	9	1
Other Services	2,839	2,111	3	3	0
Professional, Scientific, Management Services	5,617	3,159	6	4	-2
Public Administration	0	0	0	0	0
Retail Trade	12,016	11,026	14	15	1
Transportation and Warehousing	3,650	1,707	4	2	-2
Wholesale Trade	3,531	3,686	4	5	1
Total	76,737	65,644	--	--	--

Table 37 - Business Activity

Data Source: 2013-2017 ACS (Workers), 2017 Longitudinal Employer-Household Dynamics (Jobs)

Labor Force

Total Population in the Civilian Labor Force	130,701
Civilian Employed Population 16 years and over	120,790
Unemployment Rate	7.54
Unemployment Rate for Ages 16-24	28.47
Unemployment Rate for Ages 25-65	4.69

Table 38 - Labor Force

Data Source: 2013-2017 ACS

Occupations by Sector	Number of People
Management, business and financial	26,490
Farming, fisheries and forestry occupations	6,365
Service	12,320
Sales and office	33,395
Construction, extraction, maintenance and repair	6,705
Production, transportation and material moving	6,190

Table 39 – Occupations by Sector

Data Source: 2013-2017 ACS

Travel Time

Travel Time	Number	Percentage
< 30 Minutes	76,770	66%
30-59 Minutes	33,820	29%
60 or More Minutes	5,825	5%
Total	116,415	100%

Table 40 - Travel Time

Data Source: 2013-2017 ACS

Education:

Educational Attainment by Employment Status (Population 16 and Older)

Educational Attainment	In Labor Force		Not in Labor Force
	Civilian Employed	Unemployed	
Less than high school graduate	4,645	870	4,300
High school graduate (includes equivalency)	20,640	1,874	7,140
Some college or Associate's degree	32,925	2,180	8,030
Bachelor's degree or higher	38,360	1,195	5,725

Table 41 - Educational Attainment by Employment Status

Data Source: 2013-2017 ACS

Educational Attainment by Age

	Age				
	18–24 yrs	25–34 yrs	35–44 yrs	45–65 yrs	65+ yrs
Less than 9th grade	359	680	834	1,246	1,769
9th to 12th grade, no diploma	3,015	2,125	1,355	3,618	2,023
High school graduate, GED, or alternative	7,470	8,160	6,770	14,810	9,085
Some college, no degree	12,380	9,660	7,659	14,538	6,423
Associate's degree	1,005	2,445	3,650	6,129	2,390
Bachelor's degree	2,790	7,630	8,063	14,115	4,985
Graduate or professional degree	400	3,390	4,855	8,390	3,955

Table 42 - Educational Attainment by Age

Data Source: 2013-2017 ACS

Educational Attainment – Median Earnings in the Past 12 Months

Educational Attainment	Median Earnings in the Past 12 Months
Less than high school graduate	253,145
High school graduate (includes equivalency)	412,105
Some college or Associate's degree	459,105
Bachelor's degree	646,455
Graduate or professional degree	575,360

Table 43 – Median Earnings in the Past 12 Months

Data Source: 2013-2017 ACS

Based on the Business Activity table above, what are the major employment sectors within your jurisdiction?

Education and health care continue to be the employment sector in Richland County with the most workers, employing 18% of workers in the County, though only 13% of jobs are in this sector. Arts, Entertainment, Accommodations is the next highest sector, each with 16% of workers, though only 12% of jobs are in this sector. Retail trade is the next highest sector, each with 15% of workers, though only 16% of jobs are in this sector. The imbalance between employment and the number of jobs suggests that many in the three major sectors commute out of the county to their employment. Data indicates the almost 1/3 of workers in the County commute more than 30 minutes to work.

The sector with the most jobs located in the county is finance, insurance, and real estate with 13,409 jobs, or 19 percent of all jobs in the county. The numbers of workers in the finance, insurance, and real estate industry as well as in manufacturing industry compared to the number of jobs suggests the workers outside the county, from neighboring Lexington County for example, are traveling into Richland County for jobs in these industries.

Approximately 9 percent of the adult population and population aged 18 to 24 years have less than a high school diploma or equivalent. Approximately 27% the adult population and population aged 18-24 have at least some college.

Describe the workforce and infrastructure needs of the business community:

Affordable housing remains an issue due in part to concerns of concentration in specific areas of the county. This concerns is largely due to opposition to high density development and the prospect of Section 8 housing in northwestern parts of the County and allowing the lower area of the County below the City of Columbia to retain its the rural nature. The term workforce housing has become a better descriptive term to define affordable housing. This is housing that working class families such as teachers, firefighters, young professionals, factory workers can afford to purchase and begin raising families.

Street and highway infrastructure which includes reconstruction of existing roads, construction of new roads, improved lighting, bicycle lanes, sidewalks, and greenways is another area of major need. With the improvements to the road and highway infrastructure, the County needs to address the associated improvements to water and sewer infrastructure which need be constructed and/or rehabilitated serve potential sites of new business and residential developments. Initiative such as the gas tax and increase in sales tax continue to assist in creating funding for these improvements.

Describe any major changes that may have an economic impact, such as planned local or regional public or private sector investments or initiatives that have affected or may affect job and business growth opportunities during the planning period. Describe any needs for workforce development, business support or infrastructure these changes may create.

The County has undertaken a master planning effort and to date has developed 10 neighborhood master plans which when completed and adopted by County Council are incorporated into the comprehensive plan. These neighborhood plans are a detailed studies of specific planning issues related to residential neighborhoods and their commercial component. Each Neighborhood Master Plan is unique, but many contain similar elements such as:

- Community assessments
 - Future land use for residential, commercial, open space, civic and recreational uses
 - Capital improvements that will impact safety, housing, economic development, community access and public services
- Demographics and statistics
- Public meetings and workshops
- Assessment of challenges and needs
- Strategies to guide community improvements and growth
 - Priority of improvements
 - Cost estimates
 - Timelines for implementation and completion

The Economic Development Committee continues to do outreach with local businesses to understand the need of the business community. As with any development, natural locations need to be identified such as the I-77 Corridor. However, the natural development corridors often entail the need for upgrades or installation of infrastructure. Other factors influencing economic development are taxes and retention of the workforce.

Describe any current workforce training initiatives, including those supported by Workforce Investment Boards, community colleges and other organizations. Describe how these efforts will support the jurisdiction's Consolidated Plan.

The Midland Education Business Alliance (MEBA) is a non-profit organization connecting businesses and schools to train employee for available employment. The program includes technical programs for grades

K-12 and a parent education component to help parents understand the nature of manufacturing to assist their children in pursuing careers in manufacturing.

Midlands Technical College (MTC) has programs to train workers for jobs that will require more than a high school diploma but less than a four-year degree. The South Carolina workforce development board estimates that 45 percent of South Carolina jobs require this level of education and training. MTC offers associate degrees, certificate programs, and diploma programs.

Remington College, a private institution which offers associate degrees, certificate programs, and diploma programs.

These programs offer training prepare a skilled workforce capable of earning a living wage, which contributes to more stable housing opportunities, increase homeownership, and stabilized neighborhoods.

Does your jurisdiction participate in a Comprehensive Economic Development Strategy (CEDS)?

Yes

If so, what economic development initiatives are you undertaking that may be coordinated with the Consolidated Plan? If not, describe other local/regional plans or initiatives that impact economic growth.

The county participates in a Comprehensive Economic Development Strategy for the 4-county Central Midlands region. Other initiatives include coordination of economic development initiatives with the development of affordable housing, road improvements, public transportation improvements, and infrastructure improvements.

The extensive master planning development of 10 neighborhoods in the county, outside the City of Columbia has made strides if moving the County forward. Six of the plans make reference to roadway improvements including paving, streetscapes, improved lighting, sidewalks, and bicycle lanes. Sewage, water and drainage are noted in one master plan. Parks and recreation areas are proposed in seven of the neighborhood master plans.

Discussion

Of the County's workforce 24% have a high school diploma (or equivalent), 26% have some college, 8% have an associate's degree, 20% have a bachelor's degree, and 11% has a an advanced degree. The workforce has the tools to be competitive and with the efforts designed to advance economic development, the County can compete in the market. Non-housing community development needs which include economic development, are high priorities for the County. Data indicated many workers commute in and out of county and one-third of workers living in the County commute 30 minutes or more to work.

Current unemployment is at 3.03% matching the current State unemployment rate and less than the National rate of 3.6%.

Affordable housing for the workforce and infrastructure development to enable business expansion remains key for future development and growth. Though the workforce is fairly well-educated, the technical fields and improved educational attainment is still required to meet the workforce needs of the business community. Economic development initiatives need to include new business development of small business to factories, to industrial development and associated transportation infrastructure improvements and ongoing work with the neighborhood master plans.

DRAFT

MA-50 Needs and Market Analysis Discussion

Are there areas where households with multiple housing problems are concentrated? (include a definition of "concentration")

Households with multiple housing problems are located throughout Richland County. Cost burden in the CHAS data is only available for low- and moderate-income families. Using other data sources, it is evident that cost burden is located everywhere in Richland County. The CHAS data however does reveal information regarding housing problems for specific minority groups and areas of minority concentration are already defined and mapped in this report.

Are there any areas in the jurisdiction where racial or ethnic minorities or low-income families are concentrated? (include a definition of "concentration")

The most recent available data on the concentration of racial or ethnic groups is the 2016-2020 ACS Five Year Estimates. According to this data, Richland County has a minority population of 58.9% of its total population. The County uses the definition of an Area of Minority Concentration as a Census Tract or Block Group where at least 50% of the population who reside in that area are identified as being a minority person. Based on this definition there are 40 Census Tracts (or partial Census Tracts) in the County (not including Census Tracts located in the City of Columbia) with a percentage of minority persons over 50%: Census Tract 1; Census Tract 3; Census Tract 4; Census Tract 5; Census Tract 9; Census Tract 104.03; Census Tract 104.07; Census Tract 104.08; Census Tract 104.11; Census Tract 104.12; Census Tract 104.13; Census Tract 105.01; Census Tract 105.02; Census Tract 106; Census Tract 107.01; Census Tract 107.02; Census Tract 107.03; Census Tract 108.03; Census Tract 108.04; Census Tract 108.05; Census Tract 108.06; Census Tract 109; Census Tract 110; Census Tract 112.02; Census Tract 113.03; Census Tract 113.05; Census Tract 114.11; Census Tract 114.12; Census Tract 114.13; Census Tract 114.14; Census Tract 114.17; Census Tract 114.18; Census Tract 114.19; Census Tract 116.06; Census Tract 116.07; Census Tract 116.08; Census Tract 117.01; Census Tract 117.02; Census Tract 119.01; Census Tract 119.02; and Census Tract 120.

What are the characteristics of the market in these areas/neighborhoods?

According to the 2016-2020 ACS Five Year Estimates, Richland County has a minority population of 58.9% of its total population. In the Areas of Minority Concentration, there is a higher proportion of renter-occupied and vacant units compared to the other Census Tracts within the county. Many of these Areas of Minority Concentration are rural and located in unincorporated communities. Within those Census Tracts, 63.5% of the total population is Black or African American.

Are there any community assets in these areas/neighborhoods?

The areas identified as Areas of Minority Concentration have resources including access to transportation, employment opportunities, healthcare, and food sources.

DRAFT

MA-60 Broadband Needs of Housing occupied by Low- and Moderate-Income Households - 91.210(a)(4), 91.310(a)(2)**Describe the need for broadband wiring and connections for households, including low- and moderate-income households and neighborhoods.**

The broadband issue for many low- and moderate-income persons in Richland County is not availability but affordability. Richland County is a long-established community, and as such, availability of services such as broadband have been in place for years. Persons living on fixed incomes or working low wage jobs may not be able to afford the monthly payment for broadband access. There are locations such as libraries and public facilities which do provide access though it may not be the most convenient for users. However, in today's market the use of wireless internet through a smartphone has likely become the option of choice for most users including low- and moderate-income persons. Additionally, developers generally will include broadband wiring during construction and/or renovation of housing units, though with the use of wireless internet, often the wiring consists of the line coming into the unit for connection to a wireless router. The more rural areas of the county may not have hard-wired access to internet, though there are a variety of wireless options available such as satellite providers.

Describe the need for increased competition by having more than one broadband Internet service provider serve the jurisdiction.

There does not appear to be a need for additional completion for broadband providers in Richland County. Currently there are approximately seven (7) providers of residential service. These companies provide a variety of means for access ranging from HughesNet and Viasat with satellite service to Spectrum with cable service to AT&T, Earthlink and Kinetic with DSL service and AT&T Fiber with fiber service. Competition appears to be strong with service starting at approximately \$50.00 per month. Most residents having a choice of 3-4 providers for service. The outlying areas of Richland County have more limited availability of service and may only have one or two options for providers.

MA-65 Hazard Mitigation - 91.210(a)(5), 91.310(a)(3)**Describe the jurisdiction's increased natural hazard risks associated with climate change.**

In 2015, Hurricane Joaquin brought historic levels of rainfall and flooding in Richland County, causing major damage to homes, business, infrastructure, and public facilities. In response, the Central Midlands Council of Governments updated their Hazard Mitigation Plan which expresses the major concerns for emergency preparedness in the county. The Plan in its 2021 update cites the greatest County vulnerability hazards as flooding, extreme heat, lightning, and tropical storms and hurricanes.

Given its geography, Richland County is vulnerable to many hazards worsened by climate change. Because South Carolina is a state in the American South and is situated on the coast, Richland County is likely to be subjected to extreme heat and hurricane risks (which causes further flooding, wind, and storm damage). According to the Central Midlands Council of Governments Hazard Mitigation Plan, the southern section of Richland County is at particularly high risk of natural hazards caused or worsened by climate change.

Describe the vulnerability to these risks of housing occupied by low- and moderate-income households based on an analysis of data, findings, and methods.

Any occurrence of a disaster whether caused by man, nature or climate change has devastating impacts on the people affected. The impact on vulnerable lower income populations may be even more devastating. A number of these households may not have insurance or sufficient insurance to cover an unexpected event such as a fire or flood. Households renting are likely more vulnerable than homeowners as there is a great possibility a renter does not have insurance to protect themselves or their belongings. Lower income homeowner can be affected as they may not have the means to afford insurance.

Strategic Plan

SP-05 Overview

Strategic Plan Overview

The Strategic Plan is established the County's housing, homeless, other special needs, community development, economic development, and administrative priorities and goals that the County expects to complete in the next five years. The FY 2022-2026 Strategic Plan was developed based on evaluating the needs and problems experienced by the residents of County. The strategy is the result of the County's housing and community development needs assessment, as well as a housing market analysis, which has determined the County's priorities based on overall needs.

The goals, projects, and activities of the Five Year Consolidated Plan are to assist households with incomes less than 80% of the area median income (AMI). Areas in the County with 51% or more of the households with incomes less than 80% AMI are designated as CDBG Target Areas. Richland County has an overall low- and moderate-income population of 45.26% as of the 2011-2015 ACS data LMI HUD calculation.

Richland County based its goals and objectives for the FY 2022-2026 Five Year Consolidated Plan on the following, which provided a framework for the development of the Five-Year Consolidated Plan:

- **Assist** - Develop comprehensive strategies to support and assist those in need in the Richland County.
- **Involve** - Involve the community and provide opportunities for citizen input and involvement in the Five-Year Consolidated Plan process and the preparation of the report.
- **Collaborate** - Encourage collaboration between public, private, and non-profit agencies in order to ensure the most efficient and effective services.
- **Leverage** - Leverage CDBG funds and other local resources to maximize the effectiveness of programs and services.
- **Promote** - Encourage and support outside agencies and organizations to undertake specific projects and programs to assist low- and moderate-income persons.

Richland County's priority needs were determined based on existing data on the needs of the community:

- consultation with County Department Heads and staff
- round table discussions
- public hearings
- on-line resident survey
- surveys from social service providers, housing organizations, and community and economic development agencies

The key factors affecting the determination of the five-year priorities include the following:

- target households with greatest need for assistance
- low- and moderate-income areas with the greatest need
- activities that will address the needs of County residents
- limited amount of funding available to meet needs
- leverage of additional resources

The priority ranking for housing, homeless, other special needs, community development, economic development, and anti-poverty needs are as follows:

- **High Priority** - Activities are assigned a high priority if the County expects to fund them during the Five-Year Consolidated Plan period
- **Low Priority** - Activities are assigned a low priority if the activity may not be funded by the County during the Five-Year Consolidated Plan period; the County may support applications for other funding if those activities are consistent with the needs identified in the Five-Year Consolidated Plan

DRAFT

SP-10 Geographic Priorities – 91.215 (a)(1)

Geographic Area

Table 44 - Geographic Priority Areas

1.	Area Name:	Countywide
	Area Type:	Local Target area
	Other Target Area Description:	-
	HUD Approval Date:	-
	% of Low/ Mod:	-
	Revital Type:	Comprehensive
	Other Revital Description:	-
	Identify the neighborhood boundaries for this target area.	The boundaries are the county limits.
	Include specific housing and commercial characteristics of this target area.	See sections NA and MA.
	How did your consultation and citizen participation process help you to identify this neighborhood as a target area?	See PR-10 and PR-15.
	Identify the needs in this target area.	See section NA.
	What are the opportunities for improvement in this target area?	See section SP.
Are there barriers to improvement in this target area?	See MA-40.	
2.	Area Name:	Low/Mod Area
	Area Type:	Local Target area
	Other Target Area Description:	-
	HUD Approval Date:	-
	% of Low/ Mod:	-
	Revital Type:	Housing
	Other Revital Description:	-
	Identify the neighborhood boundaries for this target area.	The boundaries are the county low/mod census tracts and block groups limits.
Include specific housing and commercial characteristics of this target area.	See sections NA and MA.	

How did your consultation and citizen participation process help you to identify this neighborhood as a target area?	See PR-10 and PR-15.
Identify the needs in this target area.	See section NA.
What are the opportunities for improvement in this target area?	See section SP.
Are there barriers to improvement in this target area?	See MA-40.

General Allocation Priorities

Describe the basis for allocating investments geographically within the jurisdiction (or within the EMSA for HOPWA)

Richland County will allocate its CDBG funds to those geographic areas whose population is over 51% low- and moderate-income and/or to low- and moderate-income clientele. At least 70% of all the County’s CDBG funds are budgeted for activities which principally benefit low- and moderate-income persons. The following guidelines for allocating CDBG and HOME funds will be used by the County for the FY 2022-2026 Program Years:

- The public services projects/activities are for social service organizations whose clientele are low-income or in certain cases, a limited type of clientele with a presumed low- and moderate-income status.
- The homeless projects/activities are for homeless agencies/organization that serve a specific type of clientele with a presumed low- and moderate-income status.
- The other special needs projects/activities are limited to a clientele with a presumed low- and moderate-income status.
- The community and public facilities projects/activities are either located in a low- and moderate-income census tract/block group or have a low- and moderate-income service area benefit or a limited clientele which is low- and moderate-income.
- The infrastructure improvement projects/activities are either located in a low- and moderate-income census tract/block group or have a low- and moderate-income service area benefit or a limited clientele which is low- and moderate-income.
- The acquisition and demolition of structures are either located in a low- and moderate-income census area or these activities are eligible by preventing or eliminating slums and blight on a spot or area basis.
- The housing projects/activities have income eligibility criteria; therefore, the income requirement limits funds to low- and moderate-income households throughout the County.

- Economic development projects/activities will either be located in a low- and moderate-income census tract/block group, or a poverty census tract greater than 20%, or part of a redevelopment plan, or makes 51% of the jobs available to low- and moderate-income persons.

The County allocates CDBG funds to areas or projects/activities which predominantly benefit low- and moderate-income persons to rehabilitate or construct new housing for low- and moderate-income households; to create low- and moderate-income jobs; to projects/activities that principally benefit low- and moderate-income persons; and/or slum and blight removal on a spot or area basis.

The HOME funds will be used for administration and for housing projects/activities. These funds will be targeted to low-income households and projects/activities designed to provide affordable housing to low-income households. The disbursement is based on needs of low- and moderate-income households, not by geographic area.

DRAFT

SP-25 Priority Needs - 91.215(a)(2)

Priority Needs

Table 45 – Priority Needs Summary

1.	Priority Need Name	Housing Strategy
	Priority Level	High
	Population	Extremely Low Low Moderate Large Families Families with Children Elderly Public Housing Residents Rural Chronic Homelessness Individuals Families with Children Mentally Ill Chronic Substance Abuse veterans Persons with HIV/AIDS Victims of Domestic Violence Unaccompanied Youth Elderly Frail Elderly Persons with Mental Disabilities Persons with Physical Disabilities Persons with Developmental Disabilities Persons with Alcohol or Other Addictions Persons with HIV/AIDS and their Families Victims of Domestic Violence Non-housing Community Development
	Geographic Areas Affected	Low/Mod Area Countywide
	Associated Goals	HSG-1 Homeownership HSG-2 Owner-occupied Housing Rehabilitation HSG-3 Housing Construction HSG-4 Renter-occupied Rehabilitation HSG-5 Fair Housing

	Description	There is a need to improve the quality of the housing stock in Richland County by increasing the amount of decent, safe, sound, and accessible housing for homeowners, renters, and homebuyers that is affordable to low- and moderate-income persons and families.
	Basis for Relative Priority	Priority Need: There is a need to increase the supply of affordable, housing for homeowners and renters that is decent, safe and sanitary. Objective: Improve, preserve, and expand the supply of affordable housing for low- and moderate-income persons and families.
2.	Priority Need Name	Homeless Strategy
	Priority Level	High
	Population	Extremely Low Low Moderate Large Families Families with Children Elderly Public Housing Residents Rural Chronic Homelessness Individuals Families with Children Mentally Ill Chronic Substance Abuse veterans Persons with HIV/AIDS Victims of Domestic Violence Unaccompanied Youth Elderly Frail Elderly Persons with Mental Disabilities Persons with Physical Disabilities Persons with Developmental Disabilities Persons with Alcohol or Other Addictions Persons with HIV/AIDS and their Families Victims of Domestic Violence Non-housing Community Development
	Geographic Areas Affected	Low/Mod Area Countywide Consortia Wide

	Associated Goals	HMS-1 Operation/Support HMS-2 Prevention and Housing HMS-3 Housing HMS-4 Continuum of Care HMS-5 Permanent Housing
	Description	Priority Need: There is a continuing need for services and housing opportunities for homeless persons and persons/families at-risk of becoming homeless. Objective: Work with community partners to improve the living conditions and support services available for homeless persons, families, and those who are at risk of becoming homeless.
	Basis for Relative Priority	There is a continuing need for services and housing opportunities for homeless persons and persons/families at-risk of becoming homeless. High Priority.
3.	Priority Need Name	Other Special Needs Strategy
	Priority Level	High

DRAFT

	Population	Extremely Low Low Moderate Large Families Families with Children Public Housing Residents Rural Chronic Homelessness Individuals Families with Children Mentally Ill Chronic Substance Abuse veterans Persons with HIV/AIDS Victims of Domestic Violence Unaccompanied Youth Elderly Frail Elderly Persons with Mental Disabilities Persons with Physical Disabilities Persons with Developmental Disabilities Persons with Alcohol or Other Addictions Persons with HIV/AIDS and their Families Victims of Domestic Violence Non-housing Community Development
	Geographic Areas Affected	Low/Mod Area Countywide
	Associated Goals	SNS-1 Housing SNS-2 Social Services SNS-3 Accessibility
	Description	<p>Priority Need: There is a need to increase housing opportunities, services, and facilities for persons with special needs.</p> <p>Objective: Improve the living conditions and services for those residents with special needs, including the disabled population.</p>
	Basis for Relative Priority	The relative priority for Richland County is the need to continually identify and implement housing and supportive services required to house homeless or at-risk households.
4.	Priority Need Name	Community Development Strategy
	Priority Level	High

<p>Population</p>	<p>Extremely Low Low Moderate Large Families Families with Children Elderly Public Housing Residents Rural Chronic Homelessness Individuals Families with Children Mentally Ill Chronic Substance Abuse veterans Persons with HIV/AIDS Victims of Domestic Violence Unaccompanied Youth Elderly Frail Elderly Persons with Mental Disabilities Persons with Physical Disabilities Persons with Developmental Disabilities Persons with Alcohol or Other Addictions Persons with HIV/AIDS and their Families Victims of Domestic Violence Non-housing Community Development</p>
<p>Geographic Areas Affected</p>	<p>Low/Mod Area Countywide</p>
<p>Associated Goals</p>	<p>CDS-1 Community Facilities CDS-2 Infrastructure CDS-3 Accessibility Improvements CDS-4 Food Programs CDS-5 Public Services CDS-6 Public Safety CDS-7 Clearance/Demolition CDS-8 Revitalization</p>

	Description	<p>Priority Need: There is a continuing need to upgrade and improve community facilities, infrastructure, public services and revitalize socially and economically distressed neighborhoods in the County.</p> <p>Objective: Improve the community facilities, infrastructure, public services, public safety, and transportation, along with the elimination of blighting influences in the County.</p>
	Basis for Relative Priority	The age and deteriorating condition of the community facilities has determined the high priority of this need. The County will fund projects over the five-year period.
5.	Priority Need Name	Economic Development Strategy
	Priority Level	High
	Population	<p>Extremely Low Low Moderate Large Families Families with Children Elderly Public Housing Residents Rural Chronic Homelessness Individuals Families with Children Mentally Ill Chronic Substance Abuse veterans Persons with HIV/AIDS Victims of Domestic Violence Unaccompanied Youth Elderly Frail Elderly Persons with Mental Disabilities Persons with Physical Disabilities Persons with Developmental Disabilities Persons with Alcohol or Other Addictions Persons with HIV/AIDS and their Families Victims of Domestic Violence Non-housing Community Development</p>
	Geographic Areas Affected	<p>Low/Mod Area Countywide</p>

	Associated Goals	EDS-1 Employment EDS-2 Financial Assistance EDS-3 Redevelopment Program
	Description	<p>Priority Need: There is a need to increase opportunities for economic advancement and self-sufficiency, as well as educational (social/life skills) training and empowerment for all residents of the County.</p> <p>Objective: Improve and expand employment opportunities in the County for low- and moderate-income persons and families.</p>
	Basis for Relative Priority	Richland County will continue to operate in compliance with protected class definitions found in federal regulations.
6.	Priority Need Name	Administration, Planning, and Management Strategy
	Priority Level	High
	Population	Extremely Low Low Moderate Large Families Families with Children Elderly Public Housing Residents Rural Chronic Homelessness Individuals Families with Children Mentally Ill Chronic Substance Abuse veterans Persons with HIV/AIDS Victims of Domestic Violence Unaccompanied Youth Elderly Frail Elderly Persons with Mental Disabilities Persons with Physical Disabilities Persons with Developmental Disabilities Persons with Alcohol or Other Addictions Persons with HIV/AIDS and their Families Victims of Domestic Violence Non-housing Community Development

Geographic Areas Affected	Low/Mod Area Countywide Consortia Wide
Associated Goals	AMS-1 Overall Coordination AMS-2 Special Studies/Management AMS-3 Fair Housing
Description	<p>Priority Need: There is a need for planning, administration, management, and oversight of Federal, State, and local funded programs to address the housing and community and economic development needs.</p> <p>Objective: Provide sound and professional planning, administration, oversight and management of Federal, State, and local funded programs and activities.</p>
Basis for Relative Priority	The County will fund this every year of the five-year period

Narrative (Optional)

Not Applicable.

DRAFT

SP-30 Influence of Market Conditions – 91.215 (b)

Influence of Market Conditions

Affordable Housing Type	Market Characteristics that will influence the use of funds available for housing type
Tenant Based Rental Assistance (TBRA)	The County has very limited HOME funds. Financial assistance is limited to acquisition, construction, or rehabilitation of properties for affordable housing for both owner and renter occupied housing.
TBRA for Non-Homeless Special Needs	The County has very limited HOME funds. Financial assistance is limited to acquisition, construction, or rehabilitation of properties for affordable housing for both owner and renter occupied housing.
New Unit Production	There are numerous vacant sites in residential areas that the County can utilize for new infill housing construction and for new rental construction. New construction will permit the design of housing that is accessible for the special needs populations.
Rehabilitation	41.0% of all housing stock within the County were built prior to 1980 according to the 2016-2020 American Community Survey. Due to the age of these housing units, there is a need to rehabilitate the County’s housing stock. It is more economical to rehab an existing home than to construct a new home.
Acquisition, including preservation	The cost to acquire property is expensive, especially when relocation benefits are required. The County has developed guidelines for historic presentation that can be found in the County Zoning Ordinance.

Table 46 – Influence of Market Conditions

DRAFT

SP-35 Anticipated Resources - 91.215(a)(4), 91.220(c)(1,2)

Introduction

Richland County is receiving \$1,693,966 from its CDBG allocation and \$868,030 from its HOME allocation for the FY 2022 program year. The program year goes from October 1, 2022 through September 30, 2023. These funds will be used to address the following strategies:

- Housing Strategy (HSG);
- Homeless Strategy (HMS);
- Other Special Needs Strategy (SNS);
- Community Development Strategy (CDS);
- Economic Development Strategy (EDS); and
- Administration, Planning, and Management Strategy (AMS).

The expected amount of Federal funds available for the remainder of the Five-Year Consolidated Plan is based on the FY 2022 Federal Allocation times five (5) years, this amount does not include program income.

- **FY 2022** - CDBG = \$1,693,966 / HOME = \$868,030
- **FY 2023** - CDBG = \$1,693,966 / HOME = \$868,030
- **FY 2024** - CDBG = \$1,693,966 / HOME = \$868,030
- **FY 2025** - CDBG = \$1,693,966 / HOME = \$868,030
- **FY 2026** - CDBG = \$1,693,966 / HOME = \$868,030
- **Totals** - CDBG = **\$8,469,830** / HOME = **\$4,340,150**

Currently there is no expected amount of program income.

The yearly accomplishments of these projects/activities are reported in the FY 2022 Consolidated Annual Performance and Evaluation Report (CAPER) and then annually thereafter for the entire FY 2022-2026 Five-Year Consolidated Plan period.

Anticipated Resources

Program	Source of Funds	Uses of Funds	Expected Amount Available Year 1				Expected Amount Available Remainder of Con Plan \$
			Annual Allocation: \$	Program Income: \$	Prior Year Resources: \$	Total: \$	
CDBG	Public - federal	Acquisition	1,693,966	0	0	8,469,830	6,775,864
		Admin and Planning					
		Economic Development					
		Housing					
		Public Improvements					
Public Services							
HOME	public - federal	Acquisition	868,030	0	0	4,340,150	3,472,120
		Homebuyer assistance					
		Homeowner rehab					
		Multifamily rental new construction					
		Multifamily rental rehab					
		New construction for ownership					
		TBRA					

Table 47 - Anticipated Resources

Explain how federal funds will leverage those additional resources (private, state and local funds), including a description of how matching requirements will be satisfied

The following financial resources may be available for FY 2022-2026 Five-Year Consolidated Plan, including anticipated funds to address the priority needs and specific objectives identified in the County’s Five-Year Consolidated Plan.

If appropriate, describe publicly owned land or property located within the jurisdiction that may be used to address the needs identified in the plan

The County does not intend to use, acquire or improve any publicly owned land or property using CDBG funds to address the needs identified in the County's Five Year Consolidated Plan unless required to improve existing public infrastructure and facilities.

Discussion

Richland County established its Priorities, Strategies and Goals based on its entitlement amount of HUD Federal Grant Funds.

DRAFT

SP-40 Institutional Delivery Structure – 91.215(k)

Explain the institutional structure through which the jurisdiction will carry out its consolidated plan including private industry, non-profit organizations, and public institutions.

Responsible Entity	Responsible Entity Type	Role	Geographic Area Served
Richland County Community Development Department	Government	Planning	Jurisdiction
Columbia Housing Authority	PHA	Public Housing	Region
Columbia Housing Development Corporation	Non-profit organizations	Ownership	Region
SOUTH CAROLINA UPLIFT COMMUNITY OUTREACH	CHDO	Rental	Jurisdiction
The Comet/Columbia Regional Transit Authority	Government	Public Services	Region
Richland County Transportation Department	Government	Neighborhood Improvements	Jurisdiction
Midlands Area Consortium for the Homeless	Continuum of care	Homelessness	Region

Table 48 - Institutional Delivery Structure

Assess of Strengths and Gaps in the Institutional Delivery System

Richland County has a number of organizations that work together including the County’s Department of Community Development and Planning to address the needs of vulnerable populations of the County and surrounding region. Given the variety of providers, the region is fortunate that many needs of low- and moderate-income persons and families can be met which is a strength. The gap, however, in the delivery system is the lack of funds available for housing programs and supportive services. Coordination and cooperation among providers is evident, but financial resources at the federal, state and local level are scarce.

Availability of services targeted to homeless persons and persons with HIV and mainstream services

Homelessness Prevention Services	Available in the Community	Targeted to Homeless	Targeted to People with HIV
Homelessness Prevention Services			
Counseling/Advocacy	X	X	
Legal Assistance	X		
Mortgage Assistance	X		
Rental Assistance	X	X	
Utilities Assistance	X		
Street Outreach Services			
Law Enforcement	X		
Mobile Clinics	X		
Other Street Outreach Services	X	X	
Supportive Services			
Alcohol & Drug Abuse	X	X	
Child Care	X		
Education	X		
Employment and Employment Training	X		
Healthcare	X	X	
HIV/AIDS	X		
Life Skills	X	X	
Mental Health Counseling	X		
Transportation	X	X	
Other			
Other	X		

Table 49 - Homeless Prevention Services Summary

Provide a summary of the strategy for overcoming gaps in the institutional structure and service delivery system for carrying out a strategy to address priority needs

While available funds are insufficient to provide for the needs of all groups, Richland County is committed to supporting partner organizations in their efforts to meet the needs of individuals experiencing homelessness and other special needs populations. RCDD staff work closely with many such organizations through their participation in a wide range of committees and community-based efforts. Richland County will provide grant funding to support two CoC member organizations in FY 2017-2018 and participate actively in activities that strengthen collaboration and coordination of services.

In collaboration with its partners, the county is pursuing multiple strategies to close the affordable housing gap facing low-to-moderate income residents. This is an essential piece of the strategy to end chronic homelessness and to address the needs of many other special needs populations. These strategies include: building new affordable housing units, acquisition of existing housing units, the provision of assistance to cover rental and homeownership costs, financial assistance for homeowners to cover moderate rehabilitation costs, down-payment and closing cost subsidies, programs to support economic independence, and no interest deferred forgivable loans for elderly homeowners to correct code violations, remove lead-based paint hazards, and make general home improvements.

DRAFT

SP-45 Goals Summary – 91.215(a)(4)

Goals Summary Information

Sort Order	Goal Name	Start Year	End Year	Category	Geographic Area	Needs Addressed	Funding	Goal Outcome Indicator
1.	HSG-1 Homeownership	2022	2026	Affordable Housing	Low/Mod Area Countywide Consortia Wide	Housing Strategy	CDBG: \$0 HOME: \$150,000	Direct Financial Assistance to Homebuyers: 10 Households Assisted Other: 0 Other
2.	HSG-2 Owner-occupied Housing Rehabilitation	2022	2026	Affordable Housing	Low/Mod Area Countywide	Housing Strategy	CDBG: \$200,000 HOME: \$0	Homeowner Housing Rehabilitated: 10 Household Housing Unit Other: 0 Other
3.	HSG-3 Housing Construction/Rehabilitation	2022	2026	Affordable Housing	Low/Mod Area Countywide	Housing Strategy	HOME: \$631,227	Housing units constructed: 4 Household Housing Unit Housing rehabilitated: 0 Household Housing Unit Other: 0 Other

4.	HSG-4 Renter-occupied Rehabilitation	2022	2026	Affordable Housing	Low/Mod Area Countywide	Housing Strategy	CDBG: \$0 HOME: \$0	Rental units rehabilitated: 0 Household Housing Unit Other: 0 Other
5.	HSG-5 Fair Housing	2022	2026	Affordable Housing	Low/Mod Area Countywide	Housing Strategy	CDBG: \$0 HOME: \$0	Other: 0 Other
6.	HMS-1 Operation/Support	2022	2026	Homeless	Low/Mod Area Countywide	Homeless Strategy	CDBG: \$0 HOME: \$0	Homeless Person Overnight Shelter: 0 Persons Assisted Overnight/Emergency Shelter/Transitional Housing Beds added: 0 Beds Homelessness Prevention: 0 Persons Assisted Other: 0 Other

DRAFT

7.	HMS-2 Prevention and Housing	2022	2026	Homeless	Low/Mod Area Countywide	Homeless Strategy	CDBG: \$0	<p>Public service activities other than Low/Moderate Income Housing Benefit: 0 Persons Assisted</p> <p>Homeless Person Overnight Shelter: 0 Persons Assisted</p> <p>Overnight/Emergency Shelter/Transitional Housing Beds added: 0 Beds</p> <p>Homelessness Prevention: 0 Persons Assisted</p> <p>Other: 0 Other</p>
8.	HMS-3 Housing	2022	2026	Homeless	Low/Mod Area Countywide	Homeless Strategy	CDBG: \$0 HOME: \$0	<p>Tenant-based rental assistance / Rapid Rehousing: 0 Households Assisted</p> <p>Homelessness Prevention: 0 Persons Assisted</p> <p>Other: 5 Other</p>
9.	HMS-4 Continuum of Care	2022	2026	Homeless	Low/Mod Area Countywide	Homeless Strategy	CDBG: \$0 HOME: \$0	<p>Other: 0 Other</p>

10.	HMS-5 Permanent Housing	2022	2026	Homeless	Low/Mod Area Countywide	Homeless Strategy	CDBG: \$0 HOME: \$0	Rental units constructed: 0 Household Housing Unit Other: 0 Other
11.	SNS-1 Housing	2022	2026	Non-Homeless Special Needs	Low/Mod Area Countywide	Other Special Needs Strategy	CDBG: \$0 HOME: \$0	Rental units constructed: 0 Household Housing Unit Rental units rehabilitated: 0 Household Housing Unit Homeowner Housing Added: 0 Household Housing Unit Homeowner Housing Rehabilitated: 0 Household Housing Unit Other: 0 Other
12.	SNS-2 Social Services	2022	2026	Non-Homeless Special Needs	Low/Mod Area Countywide	Other Special Needs Strategy	CDBG: \$0 HOME: \$0	Public service activities other than Low/Moderate Income Housing Benefit: 0 Persons Assisted Public service activities for Low/Moderate Income Housing Benefit: 0 Households Assisted Other: 0 Other

DRAFT

13.	SNS-3 Accessibility	2022	2026	Non-Homeless Special Needs	Low/Mod Area Countywide	Other Special Needs Strategy	CDBG: \$0 HOME: \$0	Rental units rehabilitated: 0 Household Housing Unit Homeowner Housing Rehabilitated: 0 Household Housing Unit Other: 0 Other
14.	CDS-1 Community Facilities	2022	2026	Non-Housing Community Development	Low/Mod Area Countywide	Community Development Strategy	CDBG: \$0	Public Facility or Infrastructure Activities other than Low/Moderate Income Housing Benefit: 0 Persons Assisted Public Facility or Infrastructure Activities for Low/Moderate Income Housing Benefit: 0 Households Assisted Other: 0 Other
15.	CDS-2 Infrastructure	2022	2026	Non-Housing Community Development	Low/Mod Area Countywide	Community Development Strategy	CDBG: \$801,079 HOME: \$0	Other: 15 Other



16.	CDS-3 Accessibility Improvements	2022	2026	Non-Housing Community Development	Low/Mod Area Countywide	Community Development Strategy	CDBG: \$0 HOME: \$0	<p>Public Facility or Infrastructure Activities other than Low/Moderate Income Housing Benefit: 0 Persons Assisted</p> <p>Public Facility or Infrastructure Activities for Low/Moderate Income Housing Benefit: 0 Households Assisted</p> <p>Other: 0 Other</p>
17.	CDS-4 Food Programs	2022	2026	Non-Housing Community Development	Low/Mod Area Countywide	Community Development Strategy	CDBG: \$0 HOME: \$0	<p>Public service activities other than Low/Moderate Income Housing Benefit: 0 Persons Assisted</p> <p>Public service activities for Low/Moderate Income Housing Benefit: 0 Households Assisted</p> <p>Other: 0 Other</p>
18.	CDS-5 Public Services	2022	2026	Non-Housing Community Development	Low/Mod Area Countywide	Community Development Strategy	CDBG: \$254,094	Other: 100 people
19.	CDS-6 Public Safety	2022	2026	Non-Housing Community Development	Low/Mod Area Countywide	Community Development Strategy	CDBG: \$0	Other: 0 Other

20.	CDS-7 Clearance/Demolition	2022	2026	Non-Housing Community Development	Low/Mod Area Countywide	Community Development Strategy	CDBG: \$0 HOME: \$0	<p>Public Facility or Infrastructure Activities other than Low/Moderate Income Housing Benefit: 0 Persons Assisted</p> <p>Public Facility or Infrastructure Activities for Low/Moderate Income Housing Benefit: 0 Households Assisted Enforcement/Foreclosed Property Care: 0 Household Housing Unit</p> <p>Other: 0 Other</p>
21.	CDS-8 Revitalization	2022	2026	Non-Housing Community Development	Low/Mod Area Countywide	Community Development Strategy	CDBG: \$0 HOME: \$0	Other: 0 Other
22.	EDS-1 Employment	2022	2026	Non-Housing Community Development	Low/Mod Area Countywide	Economic Development Strategy	CDBG: \$100,000 HOME: \$0	Businesses assisted: 4 Businesses Assisted
23.	EDS-2 Financial Incentives/Assistance	2022	2026	Non-Housing Community Development	Low/Mod Area Countywide	Economic Development Strategy	CDBG: \$0 HOME: \$0	<p>Jobs created/retained: 0 Jobs</p> <p>Businesses assisted: 0 Businesses Assisted</p> <p>Other: 0 Other</p>

24.	EDS-3 Redevelopment Programs	2022	2026	Non-Housing Community Development	Low/Mod Area Countywide	Economic Development Strategy	CDBG: \$0 HOME: \$0	Facade treatment/business building rehabilitation: 0 Business Brownfield acres remediated: 0 Acre Jobs created/retained: 0 Jobs Businesses assisted: 0 Businesses Assisted Other: 0 Other
25.	AMS-1 Overall Coordination	2022	2026	Administration, Planning, and Management	Low/Mod Area Countywide	Administration, Planning, and Management Strategy	CDBG: \$338,793 HOME: \$86,803	Other: 2 Other
26.	AMS-2 Special Studies/Management	2022	2026	Administration, Planning, and Management	Low/Mod Area Countywide	Administration, Planning, and Management Strategy	CDBG: \$0 HOME: \$0	Other: 0 Other
27.	AMS-3 Fair Housing	2022	2026	Fair Housing	Low/Mod Area Countywide	Administration, Planning, and Management Strategy	CDBG: \$0 HOME: \$0	Other: 0 Other

Table 50 – Goals Summary

Goal Descriptions

1.	Goal Name	HSG-1 Homeownership
	Goal Description	Continue to assist low- and moderate-income potential homebuyers to purchase homes through down payment assistance, closing cost assistance, housing rehabilitation assistance and required housing counseling training.
2.	Goal Name	HSG-2 Owner-occupied Housing Rehabilitation
	Goal Description	Conserve and rehabilitate existing affordable housing units occupied by low- and moderate-income homeowners in the community by providing financial assistance to addressing code violations, emergency repairs, energy efficiency improvements, and accessibility for persons with disabilities.
3.	Goal Name	HSG-3 Housing Construction/Rehabilitation
	Goal Description	Increase the supply of decent, safe and sanitary, and accessible housing that is affordable to both owners and renters in the County by assisting with acquisition, site improvements, development fees, new construction and rehabilitation of vacant buildings.
4.	Goal Name	HSG-4 Renter-occupied Rehabilitation
	Goal Description	Provide financial assistance to landlords to rehabilitate affordable housing units for that are rented to low- and moderate-income tenants.
5.	Goal Name	HSG-5 Fair Housing
	Goal Description	Promote fair housing choice through education, training and outreach to affirmatively furthering fair housing throughout the County.
6.	Goal Name	HMS-1 Operation/Support
	Goal Description	Financially assist providers to operate housing and support services for the homeless and persons at-risk of becoming homeless.
7.	Goal Name	HMS-2 Prevention and Housing
	Goal Description	Continue to support the prevention of homelessness through anti-eviction activities and programs.

8.	Goal Name	HMS-3 Housing
	Goal Description	Support the rehabilitation of, including accessibility improvements for emergency shelters, transitional housing, and permanent housing for the homeless.
9.	Goal Name	HMS-4 Continuum of Care
	Goal Description	Support the local Continuum of Care’s (CoC) efforts to provide emergency shelter, and permanent supportive housing to persons and families who are homeless or who are at risk of becoming homeless.
10.	Goal Name	HMS-5 Permanent Housing
	Goal Description	Promote the development of permanent supportive housing for homeless individuals and families.
11.	Goal Name	SNS-1 Housing
	Goal Description	Increase the supply of affordable housing that is accessible, decent, safe, and sanitary for the elderly, persons with disabilities, persons with developmental disabilities, persons with HIV/AIDS, victims of domestic violence, persons recovering from alcohol/drug dependency, and persons with other special needs, through rehabilitation of existing buildings and new construction of housing.
12.	Goal Name	SNS-2 Social Services
	Goal Description	Support social service programs and facilities for the elderly, persons with disabilities, persons with developmental disabilities, persons with HIV/AIDS, victims of domestic violence, victims of sexual assault, victims of human trafficking, persons recovering from alcohol/drug dependency, persons recently leaving incarceration, and persons with other special needs
13.	Goal Name	SNS-3 Accessibility
	Goal Description	Improve the accessibility of owner-occupied housing through rehabilitation and support/improve renter occupied housing by making reasonable accommodations for the physically disabled by removing architectural barriers.
14.	Goal Name	CDS-1 Community Facilities
	Goal Description	Improve parks, recreational facilities, neighborhood facilities, trails and libraries including accessibility improvements to public buildings and all community facilities in the County.

15.	Goal Name	CDS-2 Infrastructure
	Goal Description	Improve the public infrastructure through rehabilitation, reconstruction, and new construction of streets; sidewalks; bridges; curbs; share the road and segmented multiuse pathways; storm water management; water system improvements; sanitary sewer system; lighting enhancements; broadband infrastructure; handicap accessibility improvements and removal of architectural barriers.
16.	Goal Name	CDS-3 Accessibility Improvements
	Goal Description	Improve the physical and visual accessibility of community facilities, infrastructure, and public buildings.
17.	Goal Name	CDS-4 Food Programs
	Goal Description	Provide assistance for food and nutritional programs to address the needs of unemployed, underemployed, and homeless.
18.	Goal Name	CDS-5 Public Services
	Goal Description	Improve and enhance public services, programs for youth, the elderly, and persons with disabilities, along with general social/welfare public service programs for low- and moderate-income persons and households.
19.	Goal Name	CDS-6 Public Safety
	Goal Description	Improve public safety facilities for fire protection, purchase of new fire equipment, crime prevention, and ability to respond to emergency health and safety situations.
20.	Goal Name	CDS-7 Clearance/Demolition
	Goal Description	Remove and eliminate slum and blighting conditions through the demolition of vacant, abandoned and dilapidated structures on a spot basis and/or area-wide basis.
21.	Goal Name	CDS-8 Revitalization
	Goal Description	Promote neighborhood revitalization in strategic areas of the County through acquisition, demolition, rehabilitation, code enforcement, infrastructure improvements, new housing construction, public and community facilities improvements, etc.

22.	Goal Name	EDS-1 Employment
	Goal Description	Support and encourage new job creation, job retention, workforce development, employment, and job training services for the unemployed and underemployed persons, as well as entrepreneurship and small business development.
23.	Goal Name	EDS-2 Financial Incentives/Assistance
	Goal Description	Support and encourage new economic development through local, state, and Federal tax incentives and programs such as Tax Incremental Financing (TIF), real property tax rebate program, Community Development Block Grant and HOME Partnership Program Funds, Section 108 Loan Guarantees, Economic Development Initiative (EDI) funds, Opportunity Zones, New Market Tax Credits, including technical assistance programs and low interest loans, etc.
24.	Goal Name	EDS-3 Redevelopment Programs
	Goal Description	Plan and promote the development, redevelopment, and revitalization of economically distressed areas of the County, including vacant and underutilized commercial and industrial sites including underutilized brownfield sites.
25.	Goal Name	AMS-1 Overall Coordination
	Goal Description	Provide program management and oversight for the successful administration of Federal, State, and locally funded programs, including planning services for special studies, annual action plans, five-year consolidated plans, substantial amendments, consolidated annual performance and evaluation reports (CAPER), environmental reviews (ERR) and Section 106 clearances (SHPO), fair housing, and compliance with all Federal, State, and local laws and regulations.
26.	Goal Name	AMS-2 Special Studies/Management
	Goal Description	Promote new development by providing funds to assist with the preparation of special studies, plans, and management activities related to these activities.
27.	Goal Name	AMS-3 Fair Housing Provide funds for training, education
	Goal Description	Provide funds for training, education, outreach, and monitoring to affirmatively further fair housing in the County.

SP-50 Public Housing Accessibility and Involvement – 91.215(c)**Need to Increase the Number of Accessible Units (if Required by a Section 504 Voluntary Compliance Agreement)**

Not Applicable. The Columbia Housing Authority exceeds the minimum number of accessibility requirements. CHA is in compliance with all regulations and is not subject to a Section 504 Voluntary Compliance Agreement

Activities to Increase Resident Involvements

In 1978, the CHA founded the Resident Executive Council (REC) as a way for residents to provide input into housing authority policy making. The REC is made up of representatives from each CHA public housing community, and members are elected by their peers based on participation in local Community Clubs. The REC meets on the fourth Monday of each quarter.

CHA residents are also invited to get involved in the housing authority through regular resident programs. During the annual Beautification Event, residents compete to prepare gardens in their community, and the most impressive participant is awarded a free month's rent. During the annual Wall of Fame event, residents are celebrated for their personal successes and contributions to the community, and their framed pictures are hung on a designated Wall of Fame. The Resident Initiatives Coordinator Network works to coordinate additional resident events such as The Annual Spelling Bee and the Fall Fling. CHA also offers Homebuying, Budget and Credit, and Home and Yard Maintenance classes to the public.

Is the public housing agency designated as troubled under 24 CFR part 902?

No. The Columbia Housing Authority is not classified as "troubled" by HUD and is performing satisfactorily according to HUD guidelines and standards. Therefore, no assistance is needed to improve operations of the Columbia Housing Authority.

Plan to remove the 'troubled' designation

Not Applicable.

SP-55 Barriers to affordable housing – 91.215(h)

Barriers to Affordable Housing

A number of policies in the County potentially impact affect affordable housing and residential investment. Some policy barriers are beyond the control of the county due to State regulations. The County embarked on rewriting the County’s Land Development Code (LDL) in 2021 to “develop 21st Century” regulations and remove barriers to affordable housing development.

The County’s most recent Analysis of Impediments to Fair Housing Choice identified several minor items in its public policies that may serve as barriers to affordable housing. The County has continued to revise and update its Zoning Ordinance. This document is consistent with the Fair Housing Act, Section 504, and the Americans with Disabilities Act though it should be amended to add new definitions of Family, Handicap (disabled), Fair Housing Act, Accessibility, Visitability, etc. There are no other public policies that restrict fair housing.

Richland County is committed to removing or reducing barriers to the development of affordable housing whenever possible throughout the County. A variety of actions include, among others, to reduce the cost of housing to make it affordable.

- Provide developers and non-profits with incentives for the construction or rehabilitation of affordable housing to keep rents affordable
- Provide assistance to first time homebuyer to purchase a home.
- Assist in acquiring sites for development of affordable housing.
- Promote Federal and State financial assistance for affordable housing.

There are no known public policies in Richland County that are a barrier to affordable housing. The County’s Department of Planning and Community Development monitors the following:

- Land Use Controls
- Zoning Ordinance
- Building Code
- Fees and charges

SP-60 Homelessness Strategy – 91.215(d)

Reaching out to homeless persons (especially unsheltered persons) and assessing their individual needs

The individual needs of homeless persons in Richland County are largely determined by the Midlands Area Consortium for the Homeless (MACH), the CoC that works to provide homeless services throughout Richland County. MACH is a coalition of over 50 organizations and individuals representing Richland County and 13 other counties in central South Carolina. Homeless service providers track the needs of individuals experiencing homelessness through the Homeless Information Management System (HMIS) maintained by the United Way of the Midlands. The needs of individuals experiencing homelessness are assessed through an intake interview when individuals enter the CoC by accessing services of a member organization. Street outreach teams also reach out to individuals experiencing homelessness to assess their needs and help them to connect with the CoC. In addition to individual level needs assessment, each year, MACH partners with the South Carolina Coalition for the Homeless to conduct a Point in Time (PIT) count of the number of people experiencing homelessness on a given night. This includes an inventory of the number of people sheltered in homeless services as well as a street count of the number of people unsheltered.

Prevention is the key to ending homelessness. Intervention programs are the first and best defense for homeless individuals and families at risk of homelessness to stay housed. Identifying these potential persons through outreach is a major tool in prevention. The Continuum of Care (CoC) has a number of members in the region and several agencies provide outreach services. The CoC through its members identifies the needs of the County's homeless, advocates for resources and coordinates services to meet these needs. The County has established, working in conjunction with the CoC needs and goals:

Homeless Strategy - (High Priority)

Priority Need: There is a continuing need for services and housing opportunities for homeless persons and persons/families at-risk of becoming homeless.

Objective: Work with community partners to improve the living conditions and support services available for homeless persons, families, and those who are at risk of becoming homeless.

Goals:

- **HMS-1 Operation/Support** – Financially assist providers to operate housing and support services for the homeless and persons at-risk of becoming homeless.
- **HMS-2 Prevention and Housing** - Continue to support the prevention of homelessness through anti-eviction activities and programs for rapid re-housing.
- **HMS-3 Housing** - Support the rehabilitation of, including accessibility improvements for emergency shelters, transitional housing, and permanent housing for the homeless.

- **HMS-4 Continuum of Care** - Support the local Continuum of Care's (CoC) efforts to provide emergency shelter, and permanent supportive housing to persons and families who are homeless or who are at risk of becoming homeless.
- **HMS-5 Permanent Housing** - Promote the development of permanent supportive housing for homeless individuals and families.

The Unsheltered Homeless is the segment of a homeless community who do not have ordinary lawful access to buildings in which to sleep, as referred to in the HUD definition as persons occupying "place not meant for human habitation" (examples: bus stop, beach, riverbed, van, RV, sidewalk). The County will work with shelters that are at capacity, and homeless service providers, to find shelter for this population in the form of emergency and transitional housing.

The Sheltered Homeless are those in an emergency shelter, in transitional housing, or exiting an institution where they temporarily reside but lack a fixed night-time residence. People will be considered homeless if they are exiting an institution where they resided for up to 90 days, and people who are losing their primary nighttime residence which may be a motel, hotel, or a doubled up situation within 14 days and lack resources or support networks to remain housed. The County will refer homeless providers to groups that can offer permanent housing solutions for the homeless and chronically homeless. The County will assist providers in the operation of housing and support services for the homeless and persons at-risk of becoming homeless in the next five years.

Addressing the emergency and transitional housing needs of homeless persons

Emergency housing services in Richland County include the Oliver Gospel Mission and the City of Columbia Emergency Winter Shelter. The Oliver Gospel Mission is a Christian-based nonprofit that provides 43 emergency beds available for up to 30 days at a time. The City of Columbia Emergency Winter Shelter is a facility at 914 Calhoun Street that provides beds, showers, food, transportation and case services during the coldest months of the year (usually from November to March).

Much of the transitional housing in Richland County is provided by St. Lawrence Place. Located on 2400 Waites Road in the City of Columbia, Homeless No More is a 30-home community that provides two-bedroom units to qualifying families in need of emergency assistance. Families in the Homeless No More program pay subsidized rent and receive assistance with case management and life skill classes. Each family must complete an assessment every three months to track its development through the program.

Help low-income individuals and families avoid becoming homeless, especially extremely low-income individuals and families who are likely to become homeless after being discharged from a publicly funded institution or system of care, or who are receiving assistance from public and private agencies that address housing, health, social services, employment, education or youth needs

Individuals with severe mental health challenges often require transitional or permanent supportive housing including ongoing treatment, social services and housing assistance to recover and live independently. According to the 2015 National Survey on Drug Use and Health sponsored by Substance Abuse and Mental Health Services Administration (SAMHSA), an agency in the U.S. Department of Health and Human Services (DHHS), an estimated 18.1 percent (43,521) of Richland County residents suffer from a mental illness while an estimated four percent suffer severe mental illness.

During the public participation process, focus group participants noted that a disproportionate number of the mental health institutions and correctional facilities in the state of South Carolina are concentrated in or near Richland County. Five of the eight South Carolina Department of Mental Health inpatient facilities are located in Richland County. Individuals who are discharged from these facilities are in need of housing and services, which are not sufficiently available.

For FY 2017-2018, Richland County will provide two grants totaling \$199,588 to homeless service providers. In addition, Richland County partners with the CHA to provide job training and housing counseling to low-income and extremely low-income residents of public housing.

One 2015 study from the University of South Carolina looked at homelessness in Richland County from 2004 to 2015 and determined that most homeless families experience only one brief crisis, lasting an average of 54 days. The study concluded that the county needs much more affordable housing. Richland County will dedicate over \$300,000 to projects aimed directly at expanding the affordable housing stock in FY 2017-2018.

The Alston Wilkes Society (AWS) is a nonprofit organization that provides homelessness prevention services to federal offenders for reentry into their communities. AWS operates a residential facility in the City of Columbia that provides anger management, cultural diversity training, life skills training, money management training, and substance abuse counseling to federal offenders. AWS also operates the Columbia Youth Home and the Alston Wilkes Veteran Home to provide transitional housing for youth and veterans. These facilities include special programming to help clients find employment and permanent housing.

Wateree Community Actions, Inc. also operates a homeless prevention program for low-income individuals in need of rental assistance. The program provides hotel and motel vouchers, funds for paying security deposits, and assistance with moving costs in order to help individuals with their housing needs. Much of this is provided through Community Services Block Grant (CSBG) funding.

SP-65 Lead based paint Hazards – 91.215(i)

Actions to address LBP hazards and increase access to housing without LBP hazards

Actions have been taken related to the mitigation of lead-based paint hazards. The County housing program manager is trained in lead inspection, risk assessment and safe work practices. The county also contracts with a certified lead inspector and risk assessor for all required lead hazard evaluations and lead clearance testing activities. The county distributes and maintains all required documentation related to lead-based paint hazards for homes built before 1978 and distributes lead-based paint information at county sponsored events. Lead-based paint mitigation efforts have diminished due to a reduction in the number of housing units undergoing rehabilitation. Most units rehabilitated in recent years have been found by certified inspectors to have no lead-based paint hazards. Those found to have lead-based paint hazards are controlled using acceptable HUD/EPA. These efforts will continue for all applicable projects undertaken by the county during the next five years.

How are the actions listed above related to the extent of lead poisoning and hazards?

Determining the precise number of households at risk of lead-based paint poisoning is difficult. Residents in sub-standard or older housing and low-income households are at higher risk than higher income households living in newer or rehabilitated housing.

According to the 2016-2020 American Community Survey (ACS) 11,078 housing units with children in the Richland County were built before 1980. A significant percentage of at-risk housing units were constructed in the period from 1950 to 1979 when lead-based paint was relatively less common, although not strictly prohibited for residential use. These units likely have some level of lead-based paint and issues associated with lead, particularly in units with children aged 6 and under.

The 2016-2020 ACS indicates 101,675 of County residents or 42% are at or below 80 percent AMI. Approximately half of the 11,078 households with children are at some risk of lead-based paint hazard.

How are the actions listed above integrated into housing policies and procedures?

Richland County has established full compliance with all applicable lead-based paint regulations through incorporation of these regulations into its housing policies and procedures manual. Since August 15, 2002, all housing units provided assistance by Richland County through CDBG or HOME funds have been required to comply with the regulation implementing Title X of the 1992 Housing and Community Development Act (24 CFR Part 35). In compliance with the regulation, Richland County requires inspection and evaluation for lead-based paint hazards of all housing units constructed before 1975 that are slated for repairs which may disturb any painted surfaces of the unit. If lead paint hazards are found during the inspection and evaluation, they are addressed through paint stabilization, interim controls, or standard treatments.

In order to meet the requirements of the new lead-based paint regulations, Richland County will take the following actions regarding rehabilitation, tenant based rental assistance, homeownership, and homeless/special needs housing:

Rehabilitation Programs –

Richland County will continue ensure that:

- Applicants for rehabilitation funding receive the required lead-based paint information and understand their responsibilities.
- Staff properly determines whether proposed projects are exempt from some or all lead-based paint requirements.
- The level of federal rehabilitation assistance is properly calculated and the applicable lead-based paint requirements determined.
- Properly qualified personnel perform risk management, paint testing, lead hazard reduction, and clearance services when required.
- Required lead hazard reduction work and protective measures are incorporated into project rehabilitation specifications.
- Risk assessment, paint testing, lead hazard reduction, and clearance work are performed in accordance with the applicable standards established in 24 CFR Part 35.
- Required notices regarding lead-based paint evaluation, presumption, and hazard reduction are provided to occupants and documented.
- Program documents establish the rental property owner's responsibility to perform and document ongoing lead-based paint maintenance activities, when applicable.
- Program staff monitors owner compliance with ongoing lead-based paint maintenance activities, when applicable.

Homeownership Programs –

Richland County will continue to ensure that:

- Applicants for homeownership assistance receive adequate information about lead-based paint requirements.
- Staff properly determines whether proposed projects are exempt from some or all lead based paint requirements.
- A proper visual assessment is performed to identify deteriorated paint in the dwelling unit, any common areas servicing the unit, and exterior surfaces of the building or soil.
- Prior to occupancy, properly qualified personnel perform paint stabilization and the dwelling passes a clearance exam in accordance with the standards established in 24 CFR Part 35.
- The home purchaser receives the required lead based paint pamphlet and notices.

SP-70 Anti-Poverty Strategy – 91.215(j)

Jurisdiction Goals, Programs and Policies for reducing the number of Poverty-Level Families

Richland County Community Development Division (CDD) is responsible for anti-poverty strategies. The goals, priorities, programs, and policies described in the strategic plan are intended to reduce the number of families living at or below the poverty level in the County. The components of the anti-poverty strategy fall into three broad categories: housing affordability, economic growth, and direct services. CDD collaborates with a diverse coalition of public agencies, private, and non-profit organizations to advance anti-poverty goals relating to these areas.

CDD seeks to improve the availability and quality of affordable housing through programs for owner-occupied housing rehabilitation, acquisition and restoration of existing units, construction of new affordable housing units, and rental assistance. The Section 3 program requires that recipients of certain HUD financial assistance, to the greatest extent possible, provide job training, employment, and contract opportunities for low- or very-low-income residents in connection with projects and activities in their neighborhoods.

Many families and individuals living in poverty face issues that make finding and maintaining employment challenging; to address this, CDD also provides funds to a number of service providers whose programs directly target non-employment issues facing families in poverty including healthcare, childcare, housing, and transportation in hopes that addressing these concerns will open the possibility of employment and self-sufficiency. The county has provided funding to The Comet bus system for expanding and improving transit services.

How are the Jurisdiction poverty reducing goals, programs, and policies coordinated with this affordable housing plan

CDD acknowledges that no one strategy for combating poverty can succeed in isolation. As the agency responsible for both the administration of this affordable housing plan and the anti-poverty strategy in Richland County, CDD works to promote collaboration and effective coordination between agencies and organizations tasked with various elements of the anti-poverty strategy. Ensuring that planning and development of affordable housing, health and social services, and job opportunities are coordinated with transportation accessibility from the early stages, and that education and job training offered in the county matches the work force needs of existing and emerging industry, are among the primary coordination concerns for Richland County addressed in this plan.

SP-80 Monitoring – 91.230

Describe the standards and procedures that the jurisdiction will use to monitor activities carried out in furtherance of the plan and will use to ensure long-term compliance with requirements of the programs involved, including minority business outreach and the comprehensive planning requirements

Richland County Community Development Division (CDD) is responsible for monitoring both CDBG and HOME program activities. Procedures have been developed and revised to ensure that approved projects will meet the purpose of the Consolidated Plan and that available funds will be distributed in a timely manner. Emphasis is placed on diversifying expenditures to ensure projects and programs provide short-term result and long-term impact.

Monitoring will include programs operated directly by the County and those carried out by any sub-recipients. The Sub-recipient Agreement is the contractual document between the County and the sub-recipient, which specifies activities to be completed and the conditions which must be met, including compliance with the applicable laws and regulations. The components of this oversight provided by Richland County for its sub-recipients, CHDO's, and other funding partners, include but are not limited to:

- Preparation of detailed budgets to include sources and uses of funding as well as anticipated and planned project costs.
- Completion of written agreements to include Memorandum of Agreement or Understanding (MOA or MOU) or more written and signed comprehensive sub recipient agreements, as deemed appropriate.
- Evaluation of impacts to the area and community such as Environmental Assessment seeking appropriate HUD clearances when required.
- Request and review monthly to quarterly written progress reports and other correspondences and communications to monitor compliance and timeliness. Monthly emails are distributed to CDBG sub-recipients to provide a CDBG timeliness test update. Richland County's Annual CDBG timeliness is August 2nd.
- Project site visits before, during and after programs and/or construction take place documented with photos taken by Richland County Staff.
- The department's HAC or Housing Advisory Committee meets on a quarterly and as-called basis to review and approve owner-occupied (both HR and ER) housing applicants as well as advise in policy and procedure updates. The HAC's committee is comprised of an attorney, building official, banker, realtors and other members who are knowledgeable about the housing community.
- On-site monitoring is completed with HOME CHDO's and Developers annually or as needed and desk monitoring is also conducted as needed per contractual recipient.
- After the monitoring is completed, the sub-recipient will receive a monitoring response letter within 30 days detailing any deficiencies that might exist. If there are no major findings or concerns, the sub-recipient is notified and the monitoring review is deemed officially closed.

However, if there is concern or finding, the sub-recipient will be given a specific amount of time to remedy the issue.

- The Department of Labor’s Davis-Bacon Provisions are determined if required (construction at or exceeding \$2,000). Staff provides oversight and management of prevailing wage rate info, payroll reviews, employee interviews and other facets of the requirement
- Richland County ensures that all housing projects meet the Housing Quality Standards (HQS) and the current International Residential Code (IRC) other local housing codes by Richland County staff and paid consultants and inspections. Richland County Community Development staff complete an annual written assessment of all paid personnel associated with rehab work to include general contractors, inspectors, and construction management.

DRAFT

Expected Resources

AP-15 Expected Resources – 91.220(c)(1,2)

Introduction

Richland County is receiving \$1,693,966 from its CDBG allocation and \$868,030 from its HOME allocation for the FY 2022 program year. The program year goes from October 1, 2022 through September 30, 2023. These funds will be used to address the following strategies:

- Housing Strategy (HSG);
- Homeless Strategy (HMS);
- Other Special Needs Strategy (SNS);
- Community Development Strategy (CDS);
- Economic Development Strategy (EDS); and
- Administration, Planning, and Management Strategy (AMS).

The expected amount of Federal funds available for the remainder of the Five-Year Consolidated Plan is based on the FY 2022 Federal Allocation times five (5) years, this amount does not include program income.

- **FY 2022** - CDBG = \$1,693,966 / HOME = \$868,030
- **FY 2023** - CDBG = \$1,693,966 / HOME = \$868,030
- **FY 2024** - CDBG = \$1,693,966 / HOME = \$868,030
- **FY 2025** - CDBG = \$1,693,966 / HOME = \$868,030
- **FY 2026** - CDBG = \$1,693,966 / HOME = \$868,030
- **Totals** - CDBG = **\$8,469,830** / HOME = **\$4,340,150**

The yearly accomplishments of these projects/activities are reported in the FY 2022 Consolidated Annual Performance and Evaluation Report (CAPER) and then annually thereafter for the entire FY 2022-2026 Five-Year Consolidated Plan period.

Anticipated Resources

Program	Source of Funds	Uses of Funds	Expected Amount Available Year 1				Expected Amount Available Remainder of Con Plan \$
			Annual Allocation: \$	Program Income: \$	Prior Year Resources: \$	Total: \$	
CDBG	public - federal	Acquisition	1,693,966	0	0	8,469,830	6,775,864
		Admin and Planning					
		Economic Development					
		Housing					
		Public Improvements					
Public Services							
HOME	public - federal	Acquisition	868,030	0	0	4,340,150	3,472,120
		Homebuyer assistance					
		Homeowner rehab					
		Multifamily rental new construction					
		Multifamily rental rehab					
		New construction for ownership					
		TBRA					

Table 51 - Expected Resources – Priority Table

Explain how federal funds will leverage those additional resources (private, state and local funds), including a description of how matching requirements will be satisfied

The following financial resources may be available for FY 2022-2026 Five-Year Consolidated Plan, including anticipated funds to address the priority needs and specific objectives identified in the County’s Five-Year Consolidated Plan.

If appropriate, describe publicly owned land or property located within the jurisdiction that may be used to address the needs identified in the plan

The County does not intend to use, acquire or improve any publicly owned land or property using CDBG funds to address the needs identified in the County's Consolidated Plan unless required to improve existing public infrastructure and facilities.

Discussion

Not Applicable.

DRAFT

Annual Goals and Objectives

AP-20 Annual Goals and Objectives

Goals Summary Information

Sort Order	Goal Name	Start Year	End Year	Category	Geographic Area	Needs Addressed	Funding	Goal Outcome Indicator
1.	HSG-1 Homeownership	2022	2026	Affordable Housing	Low/Mod Area Countywide	Housing Strategy	CDBG: \$0 HOME: \$150,000	Direct Financial Assistance to Homebuyers: 10 Households Assisted Other: 0 Other
2.	HSG-2 Owner-occupied Housing Rehabilitation	2022	2026	Affordable Housing	Low/Mod Area Countywide	Housing Strategy	CDBG: \$200,000 HOME: \$0	Homeowner Housing Rehabilitated: 10 Household Housing Unit Other: 0 Other
3.	HSG-3 Housing Construction/Rehabilitation	2022	2026	Affordable Housing	Low/Mod Area Countywide	Housing Strategy	HOME: \$631,227	Housing units constructed: 4 Household Housing Unit Housing rehabilitated: 0 Household Housing Unit Other: 0 Other

4.	CDS-2 Infrastructure	2022	2026	Non-Housing Community Development	Low/Mod Area Countywide	Community Development Strategy	CDBG: \$801,079 HOME: \$0	Other: 15 Other
5.	CDS-5 Public Services	2022	2026	Non-Housing Community Development	Low/Mod Area Countywide	Community Development Strategy	CDBG: \$254,094 HOME: \$0	Other: 100 people
6.	EDS-1 Employment	2022	2026	Non-Housing Community Development	Low/Mod Area Countywide	Economic Development Strategy	CDBG: \$100,000 HOME: \$0	Businesses assisted: 4 Businesses Assisted
7.	EDS-2 Financial Incentives/Assistance	2022	2026	Non-Housing Community Development	Low/Mod Area Countywide	Economic Development Strategy	CDBG: \$0 HOME: \$0	Jobs created/retained: 0 Jobs Businesses assisted: 0 Businesses Assisted Other: 0 Other

DRAFT

8.	EDS-3 Redevelopment Programs	2022	2026	Non-Housing Community Development	Low/Mod Area Countywide	Economic Development Strategy	CDBG: \$0 HOME: \$0	Facade treatment/business building rehabilitation: 0 Business Brownfield acres remediated: 0 Acre Jobs created/retained: 0 Jobs Businesses assisted: 0 Businesses Assisted Other: 0 Other
9.	AMS-1 Overall Coordination	2022	2026	Administration, Planning, and Management	Low/Mod Area Countywide	Administration, Planning, and Management Strategy	CDBG: \$338,793 HOME: \$86,803	Other: 2 Other

Table 52 – Goals Summary

Goal Descriptions

1.	Goal Name	HSG-1 Homeownership
	Goal Description	Continue to assist low- and moderate-income potential homebuyers to purchase homes through down payment assistance, closing cost assistance, housing rehabilitation assistance and required housing counseling training.
2.	Goal Name	HSG-2 Owner-occupied Housing Rehabilitation
	Goal Description	Conserve and rehabilitate existing affordable housing units occupied by low- and moderate-income homeowners in the community by providing financial assistance to addressing code violations, emergency repairs, energy efficiency improvements, and accessibility for persons with disabilities.

3.	Goal Name	HSG-3 Housing Construction/Rehabilitation
	Goal Description	Increase the supply of decent, safe and sanitary, and accessible housing that is affordable to both owners and renters in the County by assisting with acquisition, site improvements, development fees, new construction and rehabilitation of vacant buildings.
4.	Goal Name	CDS-2 Infrastructure
	Goal Description	Improve the public infrastructure through rehabilitation, reconstruction, and new construction of streets; sidewalks; bridges; curbs; share the road and segmented multiuse pathways; storm water management; water system improvements; sanitary sewer system; lighting enhancements; broadband infrastructure; handicap accessibility improvements and removal of architectural barriers.
5.	Goal Name	CDS-5 Public Services
	Goal Description	Improve and enhance public services, programs for youth, the elderly, and persons with disabilities, along with general social/welfare public service programs for low- and moderate-income persons and households.
6.	Goal Name	EDS-1 Employment
	Goal Description	Support and encourage new job creation, job retention, workforce development, employment, and job training services for the unemployed and underemployed persons, as well as entrepreneurship and small business development.
7.	Goal Name	EDS-2 Financial Incentives/Assistance
	Goal Description	Support and encourage new economic development through local, state, and Federal tax incentives and programs such as Tax Incremental Financing (TIF), real property tax rebate program, Community Development Block Grant and HOME Partnership Program Funds, Section 108 Loan Guarantees, Economic Development Initiative (EDI) funds, Opportunity Zones, New Market Tax Credits, including technical assistance programs and low interest loans, etc.
8.	Goal Name	EDS-3 Redevelopment Programs
	Goal Description	Plan and promote the development, redevelopment, and revitalization of economically distressed areas of the County, including vacant and underutilized commercial and industrial sites including underutilized brownfield sites.

9.	Goal Name	AMS-1 Overall Coordination
	Goal Description	Provide program management and oversight for the successful administration of Federal, State, and locally funded programs, including planning services for special studies, annual action plans, five-year consolidated plans, substantial amendments, consolidated annual performance and evaluation reports (CAPER), environmental reviews (ERR) and Section 106 clearances (SHPO), fair housing, and compliance with all Federal, State, and local laws and regulations.

DRAFT

Projects

AP-35 Projects – 91.220(d)

Introduction

Richland County proposes to undertake the following activities with the FY 2022 CDBG and HOME funds:

Projects

#	Project Name
1.	General Administration
2.	Housing Rehabilitation
3.	Infrastructure Projects
4.	Public Service
5.	Economic Development
6.	HOME General Administration
7.	CHDO Set-Aside
8.	Affordable Housing Projects
9.	Down Payment Assistance

Table 53 – Project Information

Describe the reasons for allocation priorities and any obstacles to addressing underserved needs

CDBG funds are intended to provide low- and moderate-income households with the opportunity to live in viable communities, which includes decent housing, a suitable living environment, and expanded economic opportunities. Eligible activities include community facilities and improvements; infrastructure improvements; housing rehabilitation and preservation; affordable housing development activities; public services; economic development; and planning and administration.

Richland County has allocated its CDBG funds for FY 2022 to principally benefit low- and moderate-income persons.

- Community and Public facilities improvements will either be located in a low- and moderate-income census tract/block group or the County will prepare surveys which show a low- and moderate-income population over 51%.
- The infrastructure improvement activities are either located in a low- and moderate-income census tract/block group or have a low- and moderate-income service area benefit or clientele over 51% low- and moderate-income.
- Funding for public services will be based on the clientele’s income or in certain cases a limited

type of clientele with a presumed low- and moderate-income status.

- The homeless projects/activities are for homeless agencies/organization that serve a specific type of clientele with a presumed low- and moderate-income status.
- The other special needs projects/activities are limited to a clientele with a presumed low- and moderate-income status.
- Demolition of structures will either be located in low- and moderate-income areas or in areas that have been designated as slum and blighted areas.
- The housing activities have income eligibility criteria; therefore, the income requirement directs funds to low- and moderate-income households throughout the County.

The HOME funds will be used for administration and for housing projects. These funds will be targeted to low-income persons and projects designed to provide affordable housing to low-income persons.

The total amount of FY 2022 CDBG funds and Program Income is \$1,693,966, of which 20% (\$338,793) is for administration and 80% (\$1,454,942.05) is allocated for projects/activities. Approximately 100% (\$1,454,942.05) will principally benefit low- and moderate-income persons.

DRAFT

AP-38 Project Summary

Project Summary Information

1.	Project Name	General Administration
	Target Area	Countywide
	Goals Supported	AMS-1 Overall Coordination
	Needs Addressed	Administration, Planning, and Management Strategy
	Funding	CDBG: \$338,793.00
	Description	Expenses to administer the Community Development Block Grant. This covers the staff salaries and benefits, office expenses, planning services, and other facets of program management.
	Target Date	9/30/2023
	Estimate the number and type of families that will benefit from the proposed activities	1 Organization
	Location Description	Richland County, Community Planning & Development Department, Community Development Division, 2020 Hampton St. Suite 3063B, Columbia, SC 29202
	Planned Activities	The project matrix code is 21A, General Program Administration.
2.	Project Name	Housing Rehabilitation
	Target Area	Countywide
	Goals Supported	HSG-2 Owner-Occupied Housing Rehabilitation
	Needs Addressed	Housing Strategy
	Funding	CDBG: \$200,000.00
	Description	Funds will be used to assist owners of existing single family owner occupied housing to repair their homes.

	Target Date	9/30/2023
	Estimate the number and type of families that will benefit from the proposed activities	10 Households
	Location Description	Countywide
	Planned Activities	The National Objective is Low/Mod Income Housing Benefit (LMH). The HUD Matrix Code is 14A, Rehab; Single-Unit Residential.
3.	Project Name	Infrastructure
	Target Area	Countywide
	Goals Supported	CDS-2 Infrastructure
	Needs Addressed	Community Development Strategy
	Funding	CDBG: \$801,079.00
	Description	Funds will be used to assist the County and Municipalities make public infrastructure improvements in low/mod areas.
	Target Date	9/30/2023
	Estimate the number and type of families that will benefit from the proposed activities	10 public facilities
	Location Description	Richland County, Community Planning & Development Department, Community Development Division, 2020 Hampton St. Suite 3063B, Columbia, SC 29202
	Planned Activities	To be determined.
4.	Project Name	Public Service
	Target Area	Countywide
	Goals Supported	CDS-5 Public Services
	Needs Addressed	Community Development Strategy

	Funding	CDBG: \$254,094.00
	Description	Funds will be used for public service activities to benefit Low- and Moderate-income residents in the County.
	Target Date	9/30/2023
	Estimate the number and type of families that will benefit from the proposed activities	100 people
	Location Description	County-wide
	Planned Activities	To be determined.
5.	Project Name	Economic Development
	Target Area	Countywide
	Goals Supported	EDS-1 Employment EDS-2 Financial Incentives/Assistance EDS-3 Redevelopment Programs
	Needs Addressed	Economic Development Strategy
	Funding	CDBG: \$100,000.00
	Description	Funds will be used to assist to assist with economic development activities for example job training, business loans, etc.
	Target Date	9/30/2023
	Estimate the number and type of families that will benefit from the proposed activities	4 businesses
	Location Description	County-wide
	Planned Activities	To be determined.
6.	Project Name	HOME General Administration

	Target Area	County Wide
	Goals Supported	AMS-1 Overall Coordination
	Needs Addressed	Administration, Management, and Planning Strategy
	Funding	HOME: \$86,803.00
	Description	Funds will be used for the overall program administration, coordination, monitoring/evaluation, and public information associated with the preparation of the Annual Action Plan and Consolidated Annual Performance and Evaluation Report (CAPER).
	Target Date	9/30/2023
	Estimate the number and type of families that will benefit from the proposed activities	1 Organization
	Location Description	Richland County, Community Planning & Development Department, Community Development Division, 2020 Hampton St. Suite 3063B, Columbia, SC 29202
	Planned Activities	The project matrix code is 21A, General Program Administration.
7.	Project Name	CHDO Set-Aside
	Target Area	County Wide
	Goals Supported	HSG-3 Housing Construction/Rehabilitation
	Needs Addressed	Housing Strategy
	Funding	HOME: \$86,803.00
	Description	HOME funds will be used to assist a CHDO to increase the number of affordable housing units in the County for owners and renters by assisting with acquisition, soft costs, construction, and rehabilitation.
	Target Date	9/30/2023
	Estimate the number and type of families that will benefit from the proposed activities	1 housing unit

	Location Description	County Wide
	Planned Activities	To be determined.
8.	Project Name	Affordable Housing Projects
	Target Area	County Wide
	Goals Supported	HSG-3 Housing Construction/Rehabilitation
	Needs Addressed	Housing Strategy
	Funding	HOME: \$501,022.00
	Description	HOME funds will be used to assist in the development of affordable housing in the County for owners and renters by assisting with acquisition, soft costs, construction, and rehabilitation.
	Target Date	9/30/2023
	Estimate the number and type of families that will benefit from the proposed activities	3 housing units
	Location Description	County Wide
	Planned Activities	To be determined.
9.	Project Name	Down Payment Assistance
	Target Area	County Wide
	Goals Supported	HSG-1 Homeownership
	Needs Addressed	Housing Strategy
	Funding	HOME: \$150,000
	Description	HOME funds will be used to provide deferred, forgivable loans to qualified, first-time homebuyers who require down-payment and closing cost assistance toward the purchase of their home and who wish to buy a house located within the County.

Target Date	9/30/2023
Estimate the number and type of families that will benefit from the proposed activities	10 households
Location Description	County wide
Planned Activities	The National Objective is Low/Mod Income Housing Benefit (LMH) The HUD Matrix Code is 13B, Homeownership Assistance

DRAFT

AP-50 Geographic Distribution – 91.220(f)

Description of the geographic areas of the entitlement (including areas of low-income and minority concentration) where assistance will be directed

The following information provides a profile of the population age and racial/ethnic composition of Richland County. This information was obtained from the U.S. Census Bureau website, <http://factfinder.census.gov>. The 2016-2020 American Community Survey 5-Year Estimates and 2000 and 2010 Census Data were used to analyze the social, economic, housing, and general demographic characteristics of Huntington.

Population:

Richland County's overall population as reported in the 2016-2020 American Community Survey was 414,660:

- The County's population was 320,677 at the time of the 2000 Census, and 384,504 at the time of the 2010 Census.
- The 2016-2020 ACS reports that the County has a population of 414,660, an increase of 30,156 people (7.8%) since the 2010 Census.
- Between the 2010 ACS and the 2016-2020 ACS, the population in South Carolina increased by 12.9%.

Age:

Richland County's age of population (based on 2016-2020 ACS data)

- The median age in Richland County was 33.7 years, compared to 39.7 years for South Carolina.
- Youth under the age of 18 accounted for 21.5% of the County's population, which is less than South Carolina's 21.8% of the population.
- Seniors age 65 or over represent 12.7% of the County's population, which is less than South Carolina's average of 17.7% of the population.
- Adults ranging from 20 to 24 years old make up the largest portion of the County's population at 10.4%.

Race/Ethnicity:

Racial/ethnic composition of Richland County, according to the 2016-2020 American Community Survey:

- 44.0% are White
- 47.4% are Black or African American
- 0.2% are American Indian or Alaska Native
- 2.9% are Asian
- 2.2% are Some Other Race Alone
- 5.3% are Hispanic or Latino, of any race

- 3.2% are Two or more races

Income Profile:

The following is a summary of income statistics for Richland County from the 2016-2020 American Community Survey:

- At the time of the 2016-2020 American Community Survey, median household income in Richland County was \$54,441, which was less than the City of Columbia (\$47,416), and more than the State of South Carolina (\$54,864).
- 27.1% of households with earnings received Social Security income.
- 1.6% of households with earnings received public assistance.
- 22.2% of households with earnings received retirement income.
- 16.5% of residents were living in poverty.
- 33.5% of female-headed households with children were living in poverty.
- 21.6% of all children under 18 years were living in poverty.

Low/Mod Income Profile:

The low- and moderate-income profile for Richland County is a measurement of the area's needs. Richland County has an overall low- and moderate-income percentage of 45.26%. These low- and moderate-income statistics were obtained from the U.S. Department of Housing and Urban Development's website, www.hud.gov.

Economic Profile:

The following illustrates the economic profile for the Richland County 2016-2020 American Community Survey Estimates.

- 41.3% of the employed civilian population had occupations classified as management, business, science, and arts occupations.
- 22.9% of the employed civilian population had occupations classified as sales and office occupations.
- 17.8% were in the service sector.
- The education, health, and social service industry represented 25.6% of those employed.
- 21.7% of workers were considered in the government class.
- 5.0% of workers were considered in the self-employed workers in not incorporated business class.

According to the U.S. Labor Department, the preliminary unemployment rate for Richland County for April of 2022 was 2.7% and the City of Columbia's unemployment rate was 2.9%. The unemployment rate was 3.3% for the State of South Carolina in April of 2022 and 3.6% for the United States.

Rationale for the priorities for allocating investments geographically

Richland County will allocate its CDBG funds to those geographic areas whose population is over 51% low- and moderate-income and/or to low- and moderate-income clientele. At least 70% of all the County's CDBG funds are budgeted for activities which principally benefit low- and moderate-income persons. The following guidelines for allocating CDBG and HOME funds will be used by the County for the FY 2022 Program Year:

- The public services projects/activities are for social service organizations whose clientele are low-income or in certain cases, a limited type of clientele with a presumed low- and moderate-income status.
- The homeless projects/activities are for homeless agencies/organization that serve a specific type of clientele with a presumed low- and moderate-income status.
- The other special needs projects/activities are limited to a clientele with a presumed low- and moderate-income status.
- The community and public facilities projects/activities are either located in a low- and moderate-income census tract/block group or have a low- and moderate-income service area benefit or a limited clientele which is low- and moderate-income.
- The infrastructure improvement projects/activities are either located in a low- and moderate-income census tract/block group or have a low- and moderate-income service area benefit or a limited clientele which is low- and moderate-income.
- The acquisition and demolition of structures are either located in a low- and moderate-income census area or these activities are eligible by preventing or eliminating slums and blight on a spot or area basis.
- The housing projects/activities have income eligibility criteria; therefore, the income requirement limits funds to low- and moderate-income households throughout the County.
- Economic development projects/activities will either be located in a low- and moderate-income census tract/block group, or a poverty census tract greater than 20%, or part of a redevelopment plan, or makes 51% of the jobs available to low- and moderate-income persons.

The County allocates CDBG funds to areas or projects/activities which predominantly benefit low- and moderate-income persons to rehabilitate or construct new housing for low- and moderate-income households; to create low- and moderate-income jobs; to projects/activities that principally benefit low- and moderate-income persons; and/or slum and blight removal on a spot or area basis.

The HOME funds will be used for administration and for housing projects/activities. These funds will be targeted to low-income households and projects/activities designed to provide affordable housing to low-income households. The disbursement is based on needs of low- and moderate-income households, not by geographic area.

Discussion

The total amount of FY 2022 CDBG funds and Program Income is \$1,693,966, of which 20% (\$363,742.00) is for administration and 80% (\$1,454,971.00) is allocated for projects/activities.

The geographic locations for the FY 2022 CDBG Activities will be countywide or at the location of service provider sub-recipients. The geographic location for HOME activities will also be countywide or at the location of service provider sub-recipients. Public benefit will be for low- and moderate- income residents of Richland County either through direct benefit such as homeownership, housing rehabilitation or individual services such as homeless assistance. Community facilities improvements will be area benefit activities such as street reconstruction or recreation improvements in areas where at least 51% of the residents are LMI.

The County is allocating its CDBG funds to areas or projects/activities which predominantly benefit low- and moderate-income persons to rehabilitate or construct new housing for low- and moderate-income households; to create low- and moderate-income jobs; and to projects/activities that benefit the low- and moderate-income population.

DRAFT

Affordable Housing

AP-55 Affordable Housing – 91.220(g)

Introduction

Richland County will utilize its CDBG and HOME funds to rehabilitate and to support the construction of new affordable housing units. The one year goals for affordable housing in Richland County for FY 2022 are as follows:

One Year Goals for the Number of Households to be Supported	
Homeless	0
Non-Homeless	24
Special-Needs	0
Total	24

Table 54 - One Year Goals for Affordable Housing by Support Requirement

One Year Goals for the Number of Households Supported Through	
Rental Assistance	0
The Production of New Units	4
Rehab of Existing Units	10
Acquisition of Existing Units	10
Total	24

Table 55 - One Year Goals for Affordable Housing by Support Type

Discussion

Richland County will fund the following projects with 2022 CDBG and HOME funds:

- **Housing Rehabilitation** - Funds will be used to assist owners of existing single family owner occupied housing to repair their homes. (10 households)
- **CHDO Set-Aside** - HOME funds will be used to assist a CHDO to increase the number of affordable housing units in the County for owners and renters by assisting with acquisition, soft costs, construction, and rehabilitation. (1 housing unit)
- **Affordable Housing Projects** - HOME funds will be used to assist in the development of affordable housing in the County for owners and renters by assisting with acquisition, soft costs, construction, and rehabilitation. (3 housing units)
- **Down Payment Assistance** - HOME funds will be used to provide deferred, forgivable loans to qualified, first-time homebuyers who require down-payment and closing cost assistance toward the purchase of their home and who wish to buy a house located within the County. (10 households)

AP-60 Public Housing – 91.220(h)

Introduction

Richland County has a public housing authority to provide public housing for its low-income County residents. The mission of the Columbia Housing Authority is to provide affordable, accessible, quality housing and support services through community partnerships.

The Columbia Housing Authority is responsible for its own hiring, contracting, and procurement. The Housing Authority provides the County with a copy of its Five-Year Capital Fund Program and Annual Plan for review each year. The County certifies that the Capital Fund Program and Annual Plan are consistent with the County's Five-Year Consolidated Plan. Should the Housing Authority propose any demolition or disposition of public housing units, it will consult with the local neighborhoods where the development is located, as well as with the County staff.

The Columbia Housing Authority meets with each of its housing developments to discuss the Annual Plans for the Housing Authority. They also discuss physical needs assessment for allocating and spending Capital Funds at the different developments. The Housing Authority puts copies of the plans in the housing developments for public comment.

Actions to encourage public housing residents to become more involved in management and participate in homeownership

The CHA Resident Executive Council (REC) provides residents with the opportunity to become involved in housing authority policy making. The REC is made up of representatives from each CHA public housing community, and members are elected by their peers based on participation in local Community Clubs. The REC meets on fourth Monday of each quarter. Richland County will work with CHA to improve attendance at these meetings in FY 2022-2023.

Richland County will also continue to provide twelve hours of housing counseling classes to CHA residents through the RCHAP program. Classes will cover home buying, budget and credit, and home and yard maintenance.

If the PHA is designated as troubled, describe the manner in which financial assistance will be provided or other assistance

The Columbia Housing Authority is not designated as "troubled" by HUD.

Discussion

Not Applicable.

AP-65 Homeless and Other Special Needs Activities – 91.220(i)

Introduction

Under its Five-Year Consolidated Plan, Richland County has developed its Strategic Plan in cooperation with the CoC to address homelessness for FY 2022 through FY 2026. These goals are set forth in the following priorities:

Homeless Strategy - (High Priority)

Priority Need: There is a continuing need for services and housing opportunities for homeless persons and persons/families at-risk of becoming homeless.

Objective: Work with community partners to improve the living conditions and support services available for homeless persons, families, and those who are at risk of becoming homeless.

Goals:

- **HMS-1 Operation/Support** – Financially assist providers to operate housing and support services for the homeless and persons at-risk of becoming homeless.
- **HMS-2 Prevention and Housing** - Continue to support the prevention of homelessness through anti-eviction activities and programs for rapid re-housing.
- **HMS-3 Housing** - Support the rehabilitation of, including accessibility improvements for emergency shelters, transitional housing, and permanent housing for the homeless.
- **HMS-4 Continuum of Care** - Support the local Continuum of Care's (CoC) efforts to provide emergency shelter, and permanent supportive housing to persons and families who are homeless or who are at risk of becoming homeless.
- **HMS-5 Permanent Housing** - Promote the development of permanent supportive housing for homeless individuals and families.

Discussion

Not Applicable.

AP-75 Barriers to affordable housing – 91.220(j)**Introduction:**

Richland County is committed to removing or reducing barriers to the development of affordable housing whenever possible throughout the County. A variety of actions include, among others, to reduce the cost of housing to make it affordable.

- Provide developers and non-profits with incentives for the construction or rehabilitation of affordable housing to keep rents affordable.
- Provide assistance to first time homebuyer to purchase a home.
- Assist in acquiring sites for development of affordable housing.
- Promote Federal and State financial assistance for affordable housing.

Discussion:

Not Applicable.

DRAFT

AP-85 Other Actions – 91.220(k)

Introduction:

Richland County has developed the following actions which address:

- obstacles to meeting underserved needs;
- fosters affordable housing;
- reduces lead-based hazards;
- reduced the number of poverty-level families;
- develops institutional structures, and
- enhance coordination between public and private housing and social service agencies.

Actions planned to address obstacles to meeting underserved needs

The County under its FY 2022 CDBG Program Year will take the following actions to address obstacles to meeting the underserved needs:

- Provide funds for workforce housing options for owner occupied and renter occupied housing units.
- Provide funds for new housing construction of owner occupied and renter occupied housing units that are decent, safe, sound, affordable, and assessable.
- Provide funds for rehabilitation to help bring the older existing housing stock up to code standards and make accessibility improvements as needed.
- Provide funds to assist business, employment training, and career counseling.
- Provide funds for clearance and demolition projects to remove blighting influences in the County.
- The County will continue to leverage its financial resources and apply for additional public and private funds.

Richland County will work to address these obstacles through the agencies and programs to be funded in FY 2022. Some of the activities to address these obstacles include:

- Public Service Activities
- Economic Development
- Housing Rehabilitation
- CHDO Set-Aside
- Development of Affordable Housing
- Down Payment Assistance

Actions planned to foster and maintain affordable housing

The County is proposing the following goals and strategies to foster and maintain affordable housing:

- **HSG-1 Homeownership** - Continue to assist low- and moderate-income potential homebuyers to purchase homes through down payment assistance, closing cost assistance, housing rehabilitation assistance and required housing counseling training.
- **HSG-2 Owner-occupied Housing Rehabilitation** - Conserve and rehabilitate existing affordable housing units occupied by low- and moderate-income homeowners in the community by providing financial assistance to addressing code violations, emergency repairs, energy efficiency improvements, and accessibility for persons with disabilities.
- **HSG-3 Housing Construction/Rehabilitation** - Increase the supply of decent, safe and sanitary, and accessible housing that is affordable to both owners and renters in the County by assisting with acquisition, site improvements, development fees, new construction and rehabilitation of vacant buildings.
- **HSG-4 Renter-occupied Rehabilitation** - Provide financial assistance to landlords to rehabilitate affordable housing units for that are rented to low- and moderate-income tenants.
- **HSG-5 Fair Housing** - Promote fair housing choice through education, training and outreach to affirmatively furthering fair housing throughout the County.
- **HMS-2 Prevention and Housing** - Continue to support the prevention of homelessness through anti-eviction activities and programs for rapid re-housing.
- **HMS-3 Housing** - Support the rehabilitation of, including accessibility improvements for emergency shelters, transitional housing, and permanent housing for the homeless.
- **HMS-5 Permanent Housing** - Promote the development of permanent supportive housing for homeless individuals and families.
- **SNS-1 Housing** - Increase the supply of affordable housing that is accessible, decent, safe, and sanitary for the elderly, persons with disabilities, persons with developmental disabilities, persons with HIV/AIDS, victims of domestic violence, persons recovering from alcohol/drug dependency, and persons with other special needs, through rehabilitation of existing buildings and new construction of housing.
- **SNS-3 Accessibility** - Improve the accessibility of owner-occupied housing through rehabilitation and support/improve renter occupied housing by making reasonable accommodations for the physically disabled by removing architectural barriers.
- **AMS-3 Fair Housing** - Provide funds for training, education, outreach, and monitoring to affirmatively further fair housing in the County.

Actions planned to reduce lead-based paint hazards

The County is working to reduce potential lead-based paint hazards. Below are the County's activities to

reduce lead-based paint hazards are related to rehabilitation and homeownership programs.

Rehabilitation Programs

Richland County will continue to ensure that:

- Applicants for rehabilitation funding receive the required lead-based paint information and understand their responsibilities.
- Staff properly determines whether proposed projects are exempt from some or all lead-based paint requirements.
- The level of Federal rehabilitation assistance is properly calculated and the applicable lead-based paint requirements determined.
- Properly qualified personnel perform risk management, paint testing, lead hazard reduction, and clearance services when required.
- Required lead hazard reduction work and protective measures are incorporated into project rehabilitation specifications.
- Risk assessment, paint testing, lead hazard reduction, and clearance work are performed in accordance with the applicable standards established in 24 CFR Part 35, Subpart R.
- Required notices regarding lead-based paint evaluation, presumption, and hazard reduction are provided to occupants and documented.
- Program documents establish the rental property owner's responsibility to perform and adhere to ongoing lead-based paint maintenance activities, when applicable.
- Program staff monitors owner compliance with ongoing lead-based paint maintenance activities.

Homeownership Programs

Richland County will continue to ensure that:

- Applicants for homeownership assistance receive adequate information about lead-based paint requirements.
- County staff properly determine whether proposed projects are exempt from some or all lead based paint requirements.
- A visual assessment is performed to identify deteriorated paint in the dwelling unit, any common areas servicing the unit, and exterior surfaces of the building.
- Prior to occupancy, properly qualified personnel perform paint stabilization and the dwelling passes a clearance exam in accordance with the standards established in 24 CFR Part 35, Subpart R.
- The home buyer receives the required lead-based paint pamphlet and notices.

According to the 2016-2020 American Community Survey (ACS) 11,078 housing units with children in the Richland County were built before 1980. These units likely have some level of lead-based paint and issues associated with lead, particularly in units with children aged 6 and under. There are a total of 29,454 units constructed between 1950 and 1979 which is 31 percent of the housing stock.

The 2016-2020 ACS indicates 101,675 of County residents or 42% are at or below 80 percent AMI. Approximately half of the 11,078 households with children are at some risk of lead-based paint hazard.

Actions planned to reduce the number of poverty-level families

According to the 2016-2020 American Community Survey, approximately 16.5% of Richland County's residents live in poverty, while only 14.7% of the State of South Carolina residents live in poverty. Female-headed County households with children are particularly affected by poverty at 33.5%. The County's goal is to reduce the extent of poverty by 5%, based on actions the County can control and work with other agencies/organizations.

The County funded projects/activities under the following goals and strategies to reduce the number of families living in poverty:

- HMS-1 Operation/Support
- HMS-2 Prevention and Housing
- SNS-2 Social Services
- CDS-2 Infrastructure
- CDS-4 Food Programs
- CDS-5 Public Services
- EDS-1 Employment
- EDS-2 Financial Incentives/Assistance
- EDS-3 Redevelopment Programs

Actions planned to develop institutional structure

To effectively implement the Five-Year Consolidated Plan and the Annual Action Plans, the County needs to collaborate with a variety of agencies located in Richland County and also in the City of Columbia. Coordination and collaboration between agencies is important to ensuring that the priorities identified in the Five-Year Consolidated Plan within the County are adequately addressed. The key agencies that are involved in the implementation of the Five-Year Consolidated Plan and FY 2022 Annual Action Plan.

Actions planned to enhance coordination between public and private housing and social service agencies

Richland County is committed to continuing its participation and coordination with social service agencies, housing agencies, community and economic development agencies, County, Federal, and State agencies, as well as with the private and non-profit sectors, to serve the needs of target income individuals and families in the County. The County solicits funding requests for CDBG and HOME funds. The County staff provides help and assistance to the public agencies that receive funding.

Discussion:

Monitoring

Richland County's Department of Community Development and Planning has the primary responsibility for monitoring the County's Annual Action Plan. The Department of Community Development and Planning will maintain records on the progress toward meeting the goals and the statutory and regulatory compliance of each activity. The Department of Community Development and Planning is responsible for the ongoing monitoring of sub-recipients.

For each activity authorized under the National Affordable Housing Act, the County has established fiscal and management procedures that will ensure program compliance and funding accountability. Additionally, the Department will ensure that the reports to the U.S. Department of Housing and Urban Development (HUD) are complete and accurate. The programs will be subject to the Single Audit Act.

For projects, other than CDBG funded activities, a similar reporting format will be used to monitor the Annual Action Plan progress for HOME activities.

Richland County will provide citizens with reasonable notice of, and the opportunity to comment on its Annual Action Plan in its performance under previously funded CDBG Program Years, and substantial amendments to the Five-Year Consolidated Plan and Annual Action Plans.

Richland County will respond within fifteen (15) days in writing to any written complaints or inquiries from citizens in regard to the CDBG Program and HOME Program, its housing strategy, or its CAPER. This is described in its Citizen Participation Plan.

Richland County and its sub-recipients shall comply with the requirements and standards of 2 CFR Part 225, which is the cost principals for state and local governments and their subrecipients. In addition, the County will have written agreements with each of its sub-recipients.

The County will monitor its performance with meeting its goals and objectives with its Five-Year Consolidated Plan. It will review its goals on an annual basis in the preparation of its CAPER and will make

adjustments to its goals as needed.

The County does not have a timeliness of expenditures problem. The County abides by the Federal cost principals and expenditures. In the expenditures of the CDBG and HOME funds for housing construction or project improvements, the County's inspectors will make periodic on-site inspections to ensure compliance with the local housing codes. The County also requires submittal of architectural drawings, site plan, and work specifications for this work. These will be reviewed prior to issuance of building permits and the distribution of CDBG funds or HOME funds.

DRAFT

Program Specific Requirements

AP-90 Program Specific Requirements – 91.220(I)(1,2,4)

Introduction:

Richland County receives an annual allocation of CDBG and HOME funds. Since the County receives these federal allocations the questions below have been completed, as they are applicable.

Community Development Block Grant Program (CDBG) Reference 24 CFR 91.220(I)(1)

Projects planned with all CDBG funds expected to be available during the year are identified in the Projects Table. The following identifies program income that is available for use that is included in projects to be carried out.

1. The total amount of program income that will have been received before the start of the next program year and that has not yet been reprogrammed	\$0.00
2. The amount of proceeds from section 108 loan guarantees that will be used during the year to address the priority needs and specific objectives identified in the grantee's strategic plan.	\$0.00
3. The amount of surplus funds from urban renewal settlements	\$0.00
4. The amount of any grant funds returned to the line of credit for which the planned use has not been included in a prior statement or plan	\$0.00
5. The amount of income from float-funded activities	\$0.00
Total Program Income:	\$0.00

Other CDBG Requirements

1. The amount of urgent need activities	\$0.00
2. The estimated percentage of CDBG funds that will be used for activities that benefit persons of low and moderate income. Overall Benefit - A consecutive period of one, two or three years may be used to determine that a minimum overall benefit of 70% of CDBG funds is used to benefit persons of low and moderate income. Specify the years covered that include this Annual Action Plan.	100.0%

**HOME Investment Partnership Program (HOME)
Reference 24 CFR 91.220(l)(2)**

1. A description of other forms of investment being used beyond those identified in Section 92.205 is as follows:

As required by HOME regulations, Richland County will match the HOME grant with county funds in the amount of \$115,759. The county will also continue to solicit donations and leveraged funds from existing partners seeking new partnerships. Richland County has also invested in a multi-phased, multi-family housing development under development by Community Assistance Provider, Inc. This project has additional state HOME Investment partnership funding and funding from the State Housing Trust Fund and Midlands Housing Trust Fund. HOME funding in Richland County is awarded through an RFP process and can be used for acquisition, rehabilitation, new construction, and gap financing. Pre-development loans are also available to cover project costs necessary to determine project feasibility (including cost of initial study, legal fees, environmental reviews, architectural fees, engineering fees, engagement of a development team, options to acquire property, site control, and tile clearance). All HOME awards are subject to the provisions of the HOME Investment Partnership Program authorized under Title II of the Cranston-Gonzales National Housing Act.

2. A description of the guidelines that will be used for resale or recapture of HOME funds when used for homebuyer activities as required in 92.254, is as follows:

To ensure affordability Richland County will impose either resale or recapture provisions when using HOME funds for assisting homebuyers, homeowners and/or CHDO projects. Richland exercises the option to use both recapture and resale provisions to ensure all or a portion of the County's HOME investments will be recouped in the event the household or entity fails to adhere to the terms of the HOME agreement for the duration of the period of affordability. The provision of resale versus recapture is dependent upon the activity: Recapture activity exists for (a) Down Payment Assistance (RCHAP); (b) CHDO projects that are terminated prior to completion or (c) the Housing Rehabilitation program. Resale provision is used only for CHDO homeownership projects. And while neither resale nor recapture, when CHDO's have rental-based activity, the county reserves the right to collect procedures or allow the CHDO to retain the funds.

3. A description of the guidelines for resale or recapture that ensures the affordability of units acquired with HOME funds? See 24 CFR 92.254(a)(4) are as follows:

HOME funds are granted to participants of RCHAP and Homeowner Rehabilitation programs in the form of deferred forgivable grants. Recapture provisions will ensure Richland County recoups all or a portion of its HOME investments based upon occupancy as principal residence

through an affordability period. Another instance where HOME funds will be recaptured is when a CHDO fails to meet all conditions of a contract and as a result, the contract is terminated prior to project completion. The CHDO is then required to repay the full investment back to the County. While Richland County can structure its recapture provisions based on its program design and market conditions, the period of affordability is the basis upon which the HOME investment is recaptured as described in paragraph 24 CFR 92.25 (a)(5)(ii)(A)(5) of the HOME regulations.

Resale provisions are exercised for CHDO homeownership activities only. These provisions ensure that housing developed with HOME funding remains affordable to LMI families through a 15–20-year period of affordability. Housing is purchased and occupied as principal residence by an LMI household. The CHDO executes an instrument (restrictive covenants or a 2nd mortgage) prior to closing which will detail the resale terms that include housing is made available for subsequent purchase only to a buyer whose family qualifies as a low-income family and use as principal residence. The resale requirement must also ensure the price at resale provides the original HOME-assisted owner a fair return on investment (including the homeowner's investment and any capital improvement) and ensure the housing will remain affordable to a reasonable range of low-income homebuyers. The period of affordability is based on the total amount of HOME funds invested in an activity. The document will be filed with the 1st mortgage in the County's Register of Deeds office.

Down Payment Assistance (RCHAP)

The Richland County Homeownership Assistance Program (RCHAP) may provide up to \$8,000 toward the purchase of an existing home, and \$10,000 toward the purchase of a newly constructed home in down payment and closing cost assistance for those who qualify. A five (5) year Deferred Forgivable Loan agreement is used as the mechanism for a recapture provision. With this agreement the HOME assistance is forgiven over a five-year period as long as the homeowner continues to own and live in the assisted unit as their primary place of residence for the five-year period of affordability. If the homeowner does not live within this unit and sells the property within this five-year period, the funds are recaptured as a rate of 20 percent diminishing sliding scale per year. For example, if the housing unit sells at year three of this five-year period, the homebuyer would owe back 60 percent of the subsidy (see chart below).

The housing unit must continue to be the principal residence of the homebuyer. If the borrower does not maintain principal residency in the property for at least five years from the date of closing, Richland County will recapture all or a portion of the HOME assistance to the homebuyer. Failure to maintain the original terms of the mortgage will result in recapture of the grant. In the case of sale; RCHAP will require repayment of funds to be distributed from the net proceeds of the sale of the property as the holder of the lien in second position. A change in the mortgage is triggered by refinancing, selling, or renting the home within the period of affordability. The recaptured amount of the grant is on a pro-rata basis determined by the amount of time the homeowner has owned and occupied the house and will be measured by the affordability period outlined below.

Home Occupancy Time Limit	Repayment Amount of Loan
Year or less	100%
2 Years (up to)	80%
3 Years (up to)	60%
4 Years (up to)	40%
5 Years (up to)	20%
5 Years and over	0% (Satisfaction of Lien)

Only the direct subsidy allotted to the homebuyer is subject to recapture.

Owner-Occupied Rehabilitation (HR Program)

For the Homeowner Rehabilitation Program, HUD regulations do not require a period of affordability, however, the County self-imposes a ten to fifteen-year affordability period and a Deferred Forgivable Loan agreement as the mechanism for a recapture provision. The HOME assistance is forgiven on a prorated basis over a ten to fifteen-year period as long as the homeowner continues to own and live in the assisted unit as their primary place of residence for the county’s self-imposed ten to fifteen-year periods of affordability.

All Richland County loans for homeowner housing rehabilitation will be made based on the applicant’s household income verification and their ability to repay the loan and outlined below.

- **Low Interest-Bearing Loans** – Non-elderly and non-disabled households with incomes from 60 percent to 80 percent of the area median income may qualify for a 2 percent loan with a ten to fifteen-year payback period.
- **Zero Interest Loans** – Non-elderly and non-disabled households with incomes less than 60 percent of the area median income may qualify for a zero percent loan with a ten to fifteen-year payback period.
- **Deferred Forgivable Loans** – Households with an elderly head of household (62 years) or households with a disabled member may qualify for a 10-year zero interest deferred forgivable loan. This type loan would be forgiven on a pro-rata basis over the term of the loan provided that the person receiving the loan continues to own and occupy the home as their principal place of residence.
- **Grants** – Pre-1978 houses will require evaluation for Lead-based Paint (LBP) hazards. If any are found, LBP hazard reduction must take place. The cost for this LBP hazard evaluation and reduction will be provided to the owner in the form of a grant with no deferment period or payback required.
- **Subordination of HR Mortgages** – It is Richland County’s policy not to subordinate to subsequent mortgage loans except when the CD staff determines that it is in the best interest of the homeowner and/or county to do so and it is approved by the CD Director.
- **In Case of Death** – if homeowner who received assistance under the homeowner rehabilitation program dies before the term of the loan expires, a family member may assume the loan if that family member assumes legal ownership of the property and moves into or continues to reside in the property as their primary place of residence. If the estate is sold,

then the remaining balance of the loan will become due to Richland County. The amount to be recaptured is limited to the net proceeds available from the sale of the house.

Community Housing Development Organizations (CHDO)/ New Construction

Richland County Community Development will provide HOME-subsidy to the Columbia Housing Authority and to non-profit community housing development organizations (CHDOs) for the purpose of developing affordable housing both incorporated County Council District 50 and in unincorporated areas of the County. During FY 2016-17 the County also revisited a proposal by Community Assistance Provider, Inc in the 2014-15 for the construction of four units at Shakespeare Crossing. These units are under in progress, no additional funds have been provided in FY 2022-2026. Priority is given to projects located in master planned areas.

All affordable housing units developed by non-profits and CHDO’s are subject to sales restrictions, occupancy requirements and resale obligations. These provisions apply to homeownership and rental units where HOME subsidy is used regardless of the amount of the award and without regard to the type of award received. For all homeownership units, housing must have an initial purchase price not to exceed 95 percent of the median purchase price for the area; be the principal residence for the income-qualifying family at the time of purchase; and is subject to resale to an income eligible family, The initial occupancy requirement for rental units is total household income 50 percent and below of area median income and 60 percent and below for homeownership units.

The period of time where these provisions apply is referred to as the Period of Affordability. The Period of Affordability for resale requirements is determined by the amount of subsidy invested in a housing unit (HOME rule 24 CFR 92.254(a)(5)(i)) For a specific period of time (see table below) a unit if sold must be sold to another family that qualifies as low-income who will use the property as their primary residence. The original homebuyer must receive a fair return on the initial investment; and the property must be sold at a price that is affordable.

Activity	Average Per-Unit Home	Minimum Affordability Period
Rehabilitation or Acquisition of Existing Housing	<\$15,000	5 years
	\$15,000 - \$40,000	10 years
	>\$40,000	>\$40,000 15 years
Refinance of Rehabilitation Project	Any dollar amount	15 years
New Construction or Acquisition of New Housing	Any dollar amount	20 years

Fair Return on Investment

Richland County’s definition of fair return on investment is defined as what a homebuyer can expect back on their return if they sell their unit during the period of required affordability as referenced within their agreement. The fair return is calculated upon the objective standard for Richland County as the percentage of change in median sales prices for housing units within the median statistical area over or during the period of ownership. This calculation basis includes the original investment by the

homebuyer with the addition of specific types of upgrades or additions that will add value to the property. These types of upgrades include tangible, structural improvements to the interior or exterior of the home that would remain with the home during and after a sale. These additional homebuyer-financed improvements are not financed by Richland County. A reasonable range of low-income buyers during the point of resale would be low-income buyers as defined 50%-79% current area median income. During depressed or declining market seasons (such as a time of “seller’s market”), a loss of investment does constitute a fair return.

- 4. Plans for using HOME funds to refinance existing debt secured by multifamily housing that is rehabilitated with HOME funds along with a description of the refinancing guidelines required that will be used under 24 CFR 92.206(b), are as follows:**

Richland County has no plans to refinance debt using HOME funds in FY 2022-2026.

DRAFT

Appendix A – Agency/Organization Meeting Notes and Additional Consultations

Attached are summaries of the following meetings:

- County Administration and Community Development Staff
- County Council (Phone meeting)
- Various County Departments
- Utilities Department (Phone meeting)
- Columbia Housing Authority
- Other County Municipalities
- Public Safety Agencies
- Faith Based Organizations
- Continuum of Care/Homeless Services Providers
- Social Services Agencies (Session 1)
- Fair Housing Groups
- Education Agencies
- Housing Organizations
- Economic Development
- Hispanic Based Organizations
- Social Services Agencies (Session 2)
- Brookland-Lakeview Empowerment Center (Phone meeting)
- Christ Central Ministries (Phone meeting)
- Healthy Learners Midlands (Phone meeting)
- South Carolina NAACP (Phone meeting)

Schedule
Richland County, SC: Organizations, Agencies, and Stakeholder Meetings
May 9 - May 12, 2022

Meeting Group	Organization/Position	Individual	Invite Sent	Call Made (Date)	RSVP?	Email	
May-9-22							
5/9/2022 @ 2:00 p.m.	Community Development Staff	CD Division Manager	Sara Scheirer	5/4/2022		Accepted	SCHEIRER.SARA@richlandcountysc.gov
		Richland County/ CD Supervisor of Grants and Compliance	Lovetta Walton	5/4/2022		Accepted	WALTON.LOVETTA@richlandcountysc.gov
		RCCD Senior Accountant	Haley Smith	5/4/2022		Accepted	smith.haley@richlandcountysc.gov
		RCCD Grants Accountant I	Sally Karl	5/4/2022			karl.sally@richlandcountysc.gov
		RCCD Housing Project Coordinator	Adrienne Jackson	5/4/2022		Accepted	jackson.adrienne@richlandcountysc.gov
		RCCD Manage of Disaster Recovery	Ryan Guerry	5/4/2022		Accepted	guerry.ryan@richlandcountysc.gov
		RCCD Hosuing Inspector	Robert Cappadona	5/4/2022		Accepted	cappadona.robert@richlandcountysc.gov
		Richland County/ CD Coordinator of Grants and Compliance Richland County Community Development Administrative Assistant	Cecilia Rodriguez Ebonik Corbett	5/4/2022 5/4/2022		Accepted	rodriguez.cecilia@richlandcountysc.gov corbett.ebonik@richlandcountysc.gov
5/9/2022 @ 4:00 p.m.	Administration	ASSISTANT COUNTY ADMINISTRATOR	John Thompson	4/28/2022			thompson.john@richlandcountysc.gov
		ASSISTANT COUNTY ADMINISTRATOR	Lori Thomas	4/28/2022		Accepted	THOMAS.LORI@RICHLANDCOUNTYSC.GOV
		Richland County Assistant County Administrator Richland County County Administrator	ACA Aric Jensen Leonardo Brown	4/28/2022		Tentative	brown.leonardo@richlandcountysc.gov
5/9/2022 @ 6:00 p.m.	1st Public Hearing						
Various Times	County Council	Richland County Council, District 1	Bill Malinowski				malinowski.bill@richlandcountysc.gov
		Richland County Council, District 2	Derrek Pugh				pugh.derrek@richlandcountysc.gov
		Richland County Council, District 3	Yvonne McBride				mcbride.yvonne@richlandcountysc.gov
		Richland County Council, District 4	Paul Livingston				livingston.paul@richlandcountysc.gov
		Richland County Council, District 5	Allison Terracio				terracio.allison@richlandcountysc.gov
		Richland County Council, District 6	Joe Walker III				walker.joe@richlandcountysc.gov
		Richland County Council, District 7	Gretchen Barron				barron.gretchen@richlandcountysc.gov
		Richland County Council, District 8	Overture Walker				walker.overture@richlandcountysc.gov
		Richland County Council, District 9	Jessica Mackey				mackey.jessica@richlandcountysc.gov
		Richland County Council, District 10	Cheryl English				english.cheryl@richlandcountysc.gov
	Richland County Council, District 11	Chakisse Newton				newton.chakisse@richlandcountysc.gov	
	County Council	Clerk to Council	Anette Kirylo			kirylo.anette@richlandcountysc.gov	

DRAFT



**Richland County, South Carolina - County Administration
Five-Year Consolidated Plan, Annual Action Plan
& HOME ARP Plan**

Round Table Discussion – Monday, May 9, 2022 at 4:00 p.m.

Name	Organization	Phone Number	Email Address
Leonardo Brown	Richland County	803-576-2054	brown.leonardo@richlandcounty.sc.gov
Lori Thomas	Richland County	803-576-2057	Thomas.Lori@richlandcounty.sc.gov
ARIC JENSEN	RC	803-576-3458	JENSEN.ARIC@
ROBERT CAPPADONA	RICHLAND COUNTY	803-606-6665	CAPPADONA.ROBERT@RICHLANDCOUNTYSC.GOV
Sally Karl	RCG		Karl.Sally@richlandcounty.sc.gov
Adrienne Jackson	Richland County	803-576-2089	jackson.adrienne@richlandcountysc.gov
Ebonik Corbett	Richland County CD	803.576.2230	corbett.Ebonik@richlandcountysc.gov
Sara Scheirer	" "	803.607.7304	scheirer.Sara@richlandcountysc.gov
Ryan Gurry	" "	803-667-7387	Gurry.Ryan@richlandcountysc.gov
Dave Jordan	UDU		

May-10-22

Time	Meeting Group	Organization/Position	Individual	Invite Sent	Call Made	RSVP?	Email	
5/10/2022 @ 9:00 a.m.	Various County Departments	Planning Services Manager-Richland County	Brian D. Crooks, AICP	4/28/2022			Crooks.Brian@richlandcountysc.gov	
		Transportation Manager-Richland County	JEFF MCNESBY, PE	4/28/2022		Accepted	McNesby.Jeffrey@richlandcountysc.gov	
		Assistant Director of Government and Community Services Richland County	Bryant Davis, MBA	4/28/2022		Accepted	Davis.Bryant@richlandcountysc.gov	
		Division Manager Richland County Government Emergency Services Department Emergency Rental Assistance/Fire and Enforcement Division	MELONDY "MIRANDA" SPIVEY	4/28/2022		Accepted	spivey.miranda@richlandcountysc.gov	
		Richland County Attorney	Patrick Wright	4/28/2022			wright.patrick@richlandcountysc.gov	
		RC Director of Information Technology	Dale Welch	4/28/2022			WELCH.DALE@RICHLANDCOUNTYSC.GOV	
		Deputy Planning Director/Zoning Administrator Richland County Government Community Planning and Development Department	GEONARD PRICE	4/28/2022		Accepted	PRICE.GEO@richlandcountysc.gov	
		Director of Utilities	Bill Davis	4/28/2022			davis.bill@richlandcountysc.gov	
		Director of Finance	Stacey Hamm	4/28/2022		Declined	HAMM.STACEY@RICHLANDCOUNTYSC.GOV	
		Director of HR & Title IV	Dwight Hanna	4/28/2022			HANNA.DWIGHT@RICHLANDCOUNTYSC.GOV	
		Director of Risk Management	Terry Brittney	4/28/2022		Accepted	TERRY.BRITTNEY@RICHLANDCOUNTYSC.GOV	
		Director of Budget and Grants		4/28/2022			DESHPANDE.ABHJIT@RICHLANDCOUNTYSC.GOV	
		Auditor	Paul Brawley	4/28/2022			BRAWLEY.PAUL@RICHLANDCOUNTYSC.GOV	
		Director of Casa	Dante Roberts	4/28/2022		Accepted	roberts.dante@richlandcountysc.gov	
		Treasurer	David Adams	4/28/2022			ADAMS.DAVID@RICHLANDCOUNTYSC.GOV	
		OMBUDSMAN	Judy Carter	4/28/2022			JUDY@RICHLANDCOUNTYSC.GOV	
		Director of Public Works	Michael Maloney	4/28/2022			maloney.michael@richlandcountysc.gov	
		Emergency Services	Neil Schmitz	delivery failed			Schmitz.Neil@richlandcountysc.gov	
		Conservation	Chanda Cooper	4/28/2022		Accepted	Cooper.Chanda@richlandcountysc.gov	
		Conservation	Quinton Epps	4/28/2022			epps.quinton@richlandcountysc.gov	
		Office of Small Business Opportunity	Enca Wade	4/28/2022			wade.eric@richlandcountysc.gov	
Office of Small Business Opportunity	Pamela Green	4/28/2022		Accepted	green.pamela@richlandcountysc.gov			
Finance Manager Transportation Dept- Richland County	Melissa Hughey, MBA	4/28/2022		Accepted	HUGHEY.MELISSA@richlandcountysc.gov			
		Christopher Ziegler		Accepted	ZIEGLER.CHRISTOPHER@richlandcountysc.gov			
5/10/2022 @ 10:30 a.m.	Housing Authority	Interim Chief Executive Officer - CEO	Yvonda A. Bean	4/28/2022		Accepted	ybean@columbiahousing.org	
		Senior Vice President of Communications	Cynthia Pryor Hardy	4/28/2022			chardy@columbiahousing.org	
		Senior Vice President of Resident & Strategic Initiatives	Taleshia Stewart	4/28/2022		Accepted	tstewart@chasc.org or tstewart@columbiahousing.org	
5/10/2022 @ 2:00 p.m.	Other Municipal Governments	Town of Lexington Mayor	Steve MacDougall	4/28/2022		Declined	smacdougall@lexsc.com	
		Town of Lexington Mayor Pro-Tem	Hazel Livingston	4/28/2022	4/22, left message		haz522@aol.com	
		Town of Blythewood Mayor	Bryan Franklin	4/28/2022	see above	Accepted	franklin@townofblythewoodsc.gov	
		Town of Blythewood Mayor Pro-Tem	Edward Baughman	4/28/2022		Tentative	baughmane@townofblythewoodsc.gov	
		Town of Blythewood Administrator	Carroll Williamson	4/28/2022		Accepted	williamsonc@townofblythewoodsc.gov	
		Forest Acres Mayor	Frank Bruncon	4/28/2022			incarec@bellsouth.net	
		Town of Irmo Mayor	Barry A. Walker Sr.	4/28/2022		Accepted	barnwalker@townofirmosc.com	
		Town of Irmo Mayor Pro-Tem	William "Bill" Danielson	4/28/2022	5/4/2022	Declined	billdanielson@townofirmosc.com	
		Town of Eastover Mayor	Phillip Gunter	4/28/2022		Accepted	mayorgunter@eastoversc.com	
		5/10/2022 @ 3:00 p.m.	Public Safety	Director of Emergency Services	Michael Byrd	4/28/2022		
Air National Guard- McEntire Joint Army Air Force Base				4/28/2022			gareth.fleischer.1@us.af.mil	
McEntire Joint National Guard Base	Chris Yonke				caught in spam folder	Declined	YonkeC@taq.scmd.state.sc.us	
SC Army National Guard- McGrady Training Center							godwinmh@taq.scmd.state.sc.us	
Sheriff	Leon Lott (represented by Harry Polis)			4/28/2022		Accepted	LLOTT@RCS.NET	
Division Manager Richland County Government Emergency Services Department Emergency Rental Assistance/Fire and Enforcement Division	MELONDY "MIRANDA" SPIVEY			4/28/2022		Accepted	spivey.miranda@richlandcountysc.gov	
Solicitor	Solicitor Fifth Judicial Circuit			Byron Gipson	4/28/2022		Accepted	Byron Gipson <Gipson.Byron@richlandcountysc.gov>
	Special Assistant to the Solicitor Director of Casa			Tammie Fields Dante Roberts	4/28/2022 4/28/2022		Declined	FIELDS.TAMMIE@richlandcountysc.gov roberts.dante@richlandcountysc.gov
5/10/2022 @ 6:00 p.m.	Faith Based Organizations	Trinity Educational Community Center of the Trinity Baptist Church						
		Christ Central Ministries			5/19/2022		pastorjimmyjones@ccmins.com	
		Good Samaritan Clinic			5/4/22, left voice message	5/9/2022 - Left Message		
		Healthy Learners Midlands			5/4/22, left voice message, send email	5/19/2022		khouse@healthylearners.com
		Bibleway Church of Atlas Road			5/4/2022, left voice message, called but could not leave message			acjacksonensemble@yahoo.com
		Brookland Baptist Church	Dr. Cindye Cotton		send email with info	5/18/2022	Accepted	cricburgcotton@brookland.cc
		First Nazareth Baptist Church	Blakely N. Scott,		4/22 left voice message but busy and could not leave message			
		Riverside Community Church			5/4/22 busy signal	5/9/2022 - Left Message		riversidecommunitychurch.org
		Episcopal Church of the Cross			5/4/22 phone disconnect	number out of service		info@cofcss.com
		Southeast Community Church			left voice message	yt talk, but asked to send us the		southeastcommunitychurch.net



**Richland County, South Carolina - County Departments
Five-Year Consolidated Plan, Annual Action Plan
& HOME ARP Plan**

Round Table Discussion – Tuesday, May 10, 2022 at 9:00 a.m.

Name	Organization	Phone Number	Email Address
Ebonik Corbett	RCCS	(718) 415-9410	corbett.Ebonik@richlandcountysc.gov
Sally Karl	RCCD	404-863-4648	Karl.Sally@richlandcountysc.com
Chris Ziegler	County Attorney's Off.	ext -2076	Ziegler.Christopher@richlandcountysc.gov
Erica Wade	RC - OSBO	576-1540	Wade.eric@richlandcountysc.gov
Pam Green	RC - OSBO	576-1540	green.pamela@richlandcountysc.gov
Kim Humphrey	RC - GCS	576-1542	humphrey.Kimberly@richlandcountysc.gov
Bryant Davis	RC - GCS	576-1546	davis.bryant@richlandcountysc.gov
Haley Smith	RCCD	803-667-7666	Smith.haley@richlandcountysc.gov



**Richland County, South Carolina - County Departments
Five-Year Consolidated Plan, Annual Action Plan
& HOME ARP Plan**

Round Table Discussion – Tuesday, May 10, 2022 at 9:00 a.m.

Name	Organization	Phone Number	Email Address
Brian Crooke	RC CPTD (Planning)	576-2178	crooke.brian@richlandcountysc.gov
Loretta Walton	RC CD	576-2091	
Catherine A. Pearson	RC Auditor office	576-2618	Pearsoncb@rcgov.us
Dave Jordan	UDC		



**Richland County, South Carolina - Housing Authority
Five-Year Consolidated Plan, Annual Action Plan
& HOME ARP Plan**

Round Table Discussion – Tuesday, May 10, 2022 at 10:30 a.m.

Name	Organization	Phone Number	Email Address
Adrienne Jackson	Comm Dev	803-576-2089	jackson.adrienne@richlandcountysc.gov
Takeshia Stewart	Columbia Housing	803-206-4377	tstewart@columbiahousing.org
Lovetta Walton	RCCD	803-576-2091	walton.Lovetta@richlandcountysc.gov
Cynthia Pyle Harg	Columbia Housing	803.447.3770	chardy@columbiahousing.org
Tracy B Jones Ross	Shepherd's Transformation Mansion Comm.	(253) 307 8291	tracyjones@stmhomelessprogram.org
Adam Dalevskis	Columbia Housing	803-722-0130	adalevskis@columbiahousing.org



**Richland County, South Carolina - Other Municipalities
Five-Year Consolidated Plan, Annual Action Plan
& HOME ARP Plan**

Round Table Discussion – Tuesday, May 10, 2022 at 2:00 p.m.

Name	Organization	Phone Number	Email Address
Bazzy Walkerz	MAYOR of IRMO	803-206-2644	Bazzy Walkerz@TownofIrmosSC.com
Cansel Williamson	Blythe wood	803-754-0501	williamsonc@townofblythewoodsc.gov
Loretta Walton	RCCD	803-576-2091	Walton.Loretta
Jara Scheier	RCCD	803-667-7304	Scheier.Sara@richlandcounty.sc.gov



**Richland County, South Carolina - Public Safety
Five-Year Consolidated Plan, Annual Action Plan
& HOME ARP Plan**

Round Table Discussion – Tuesday, May 10, 2022 at 3:00 p.m.

Name	Organization	Phone Number	Email Address
Dante Roberts	RCCASA	803-605-6179	Robertsd@rcgov.us
Harry J. Polis, Jr.	Richland County Sheriff's Dept.	803-576-3095	hpolis@rcsd.net
Miranda Spivey	ESD	803-576-3405	spivey.miranda@richlandcountysc.gov



**Richland County, South Carolina - Faith Based Organizations
Five-Year Consolidated Plan, Annual Action Plan
& HOME ARP Plan**

Round Table Discussion – Tuesday, May 10, 2022 at 6:00 p.m.

Name	Organization	Phone Number	Email Address
Craig Young	THE REAL Church	803-600-4156	CRAIG@TRUSSLINK.COM
Loretta Walton	RCCD	803-576-2091	Walton.Loretta@RichlandCountySC.gov
Sara Scheiner	RCCD	803-667-7304	Scheiner.Sara@RichlandCountySC.gov

Time	Meeting Group	Organization/Position	Individual	Invite Sent	RSVP?	Email		
5/11/2022 @ 9:00 a.m.	Contiuuum of Care	Hannah House	No contact name found	4/28/2022	5/4/22, no answer		hannahhousescc@gmail.com	
		Columbia Women's Shelter	Kathy Riley, ED	4/28/2022	5/4/22, no answer		kathy@womenshelter.org	
		Oliver Gospel Mission Men's Center	Website request to contact front desk			5/4/22, left message	No email available	
		Christ Central Ministries, Inc.	Jimmy Jones, Founder & CEO	4/28/2022		send email	pastorjimmyjones@ccmins.com	
		Family Promise of the Midlands	Jeffrey Armstrong, ED	delivery failed		5/4/22 left voice message, returned call	Accepted	director@familypromisemidlands.org
		Homeless No More	Jessica Malovic	4/28/2022			Accepted	jmalovic@homelessnomore.org
		Clean of Heart	Teresa Maybay	4/28/2022			Accepted	tmaybaycharlestondiocese.org
		Mental Illness Recovery Center Inc. (MIRCI)	Rhonda Clark	4/28/2022			Accepted	mail@mirci.org
		Pathways to Healing formerly known as Sexual Trauma Services of the Midlands	Mary Dell Hayes	4/28/2022		/22, left voice message		executivedirector@stsm.org
		MACH-Midlands Area Consortium for the Homeless	Brenda Santiago	caught in spam folder		5/4/22 left voice message		bsantiago@uway.org
		Harvest Hope	Erica Cheeks			5/4/22, left message	Accepted	
		One80Place	Travis Lincoln			5/4/22, left voice message		
		Transitions	Kameisha Heppard		4/28/2022	5/4/22, left voice message		Services@TransitionsSC.org
		Alston Wilkes Society	Kate Paolino			5/4/22, left voice message		
		Mirci	Julie Ann Avin Anita Floyd				Accepted Accepted	Javin@mirci.org Afloyd@mirci.org
Housing Coalition Meeting	SC Interagency Council on Homelessness	Michele Murff		4/28/2022	/22, left voice message	one else 4		
5/11/2022 @ 10:30 p.m.	Social Services Option 1	Cooperative Ministry		4/28/2022	5/4/2022	Accepted	info@coopmin.org	
		Senior Resources		4/28/2022		Declined	estruble@senioresourcesinc.org	
		United Way of the Midlands	Andy Pope	caught in spam		/22, left voice message	sarchie@uway.org	
		Pathways to Healing				see above		
		The Hive CC	Ashley Thomas		4/28/2022		Accepted	ashleythomas@thehivecc.org
		Sexual Trauma Services of the Midlands	Rebecca Lorick		4/28/2022		see above	rebecal@stsm.org
		Richland Library/ Social Workers	Shanta Sims/Lee Patterson		4/28/2022		Accepted	lpatterson@richlandlibrary.com
		Family Promise of the Midlands	Jeffrey Armstrong		4/28/2022			jeff@familypromisemidlands.org
		SC Legal Services	Susan Finnontie		4/28/2022		Accepted	susanfinnontie@sclegal.org
		Foodshare	Beverly Wilson		4/28/2022	5/4, left message		beverly.wilson@uscmed.sc.edu
		Harvest Hope	Erica Cheeks		5/5/2022	see above	Accepted	www.harvesthope.org
		Wholespire	TQ Davis		4/28/2022	5/4, disconnected phone		taquina.davis@prismahealth.org
		Habitat	Brittani Richards		4/28/2022	/4, left voice message		brichards@habitatcc.org
		Midlands Mediation Center (Recovering Better Communities)	Kabrina Bass		4/28/2022	5/4, voice mailbox full, no message		exdir@midlandsmediation.org
		Palmetto Youth Connection	Chandra Cleveland		4/28/2022	5/4/2022	Accepted	info@tsonme2.com
		Santee-Lynches Affordable Housing & CDC	Luis Rodriguez		4/28/2022	5/4/2022	Accepted	Lrod426@yahoo.com
		Epworth Children's Home	Lisa Fusco		4/28/2022	5/4/22, left voice message		Lfusco@epworthsc.org
		Mother DeVeaux Adult Daycare	Cassandra DeVeaux		4/28/2022	5/4/2022	Accepted	cdeveaux@mdadc.org
		City of Columbia Food Policy Committee	Shana Caloe		4/28/2022			scatoe@chester.k12.sc.us
		Midlands Fatherhood Coalition	Eleanor D. Boyd		4/28/2022	5/4, resend email invite		info@scfathersandfamilies.com
		Sisters of Charity	Sarah Katherine		4/28/2022		Accepted	cphillips@sistersofcharitysc.com
		Reconciliation Ministries	Ashley Arrington Miller		4/28/2022	/22, left voice message		amiller@reconciliation-min.org
		Alston Wilkes Society	Shaun Scott		4/28/2022		Accepted	sconfig@aws1962.org
		One80Place	Tom Bolton		delivery failed	see above		info@one80placecolumbia.org
		SC Appleseed			4/28/2022	/4, left voice message		info@scjustice.org
		Able						
		Shepard's Transformation Mansion Communities	Tracy Jones		4/28/2022		Accepted	tracyjones@stsmhomelessprogram.org
		SC Dept on Aging	Lily Cogdill		4/28/2022	/4, left voice message		lcogdill@aging.sc.gov
		Mental Health America Board Member	Allison Findle		4/28/2022			allison.findle@scdmh.org
		Mental Health America Board Member	Dawn Watkins		delivery failed			dawn@wlawfirm.com
Mental Health America Board Member	Kenneth Myers Sr.		4/28/2022			kmymyerm@gmail.com		
Mental Health America Board Member	Mary Toro		delivery failed			mary.toro@southstatebank.com		
Prisma Health Vice Chair EM	Dr. Troy Privette		4/28/2022			troy.privette@prismahealth.org		
Prisma Health Medical Director EM	Dr. Laura Nolting		4/28/2022			laura.nolting@prismahealth.org		
Prisma Health Global Director	Dr. Heather Brown		4/28/2022			heather.brown2@prismahealth.org		
Cooperative Ministries	Wanda Pearson		4/28/2022		Accepted	wpearson@coopmin.org		
Prisma Health Grant Program Manager	Jessica Knapp					Jess.Knapp@prismahealth.org		
5/11/2022 @ 1:30 p.m.	Fair Housing Organization	NACA	Charlene Slater				pe mail. will need an invite sent. needs survey when we get email to send it to	
		Human Affairs		4/28/2022	5/5, left voice mail		information@schac.sc.gov	
		City of Columbia	Dorothy Bennett		4/28/2022		Accepted	Dorothy.Bennett@columbiasc.gov>
		Greater Columbia Community Relations Council		4/28/2022	5/5 left voice mail			ExecAsst@comrelations.org
		NAACP Navigators		4/28/2022	5/5, left voice mail			columbianaacphousingnavigators@naacpnet.org
NAACP - Columbia Branch	Oveta Glover		5/5/2022	5/5, left voice mail		info@scaacp.org		

		Lower Richland NAACP	Helen Bradley	5/5/2022			taylor451662@bellsouth.net
		Columbia Urban League Program Director	Juanita Dean-Bates	4/28/2022			levelup@culsc.org
5/11/2022 @ 3:00 p.m.	Education	McKinney Vento	Deborah Carlson - Boone	5/5, left voice mail, spoke 5/6, need to	Accepted		deborah/ppgme@richlandone.org
		Foodshare	Rahemtullah Omm-Salma	4/28/2022	Accepted		Omm-Salma.Rahemtullah@uscmed.sc.edu
		Richland One: Executive Director of Accountability, Assessment, Research and Evaluation	Dr. Carol Miner	4/28/2022	Accepted		carol.miner@richlandone.org
5/11/2022 @ 6:00 p.m.	2nd Public Hearing						

DRAFT



**Richland County, South Carolina - COC/Homeless Providers
Five-Year Consolidated Plan, Annual Action Plan
& HOME ARP Plan**

Round Table Discussion – Wednesday, May 11, 2022 at 9:00 a.m.

Name	Organization	Phone Number	Email Address
Julie Ann Avin	MIRCI	803/786-1844 x102	javin@mirci.org
Aurita FLOYD	MIRCI	803/767-5842	afloyd@mirci.org
Teresa Maybay	Catholic Charities of Midlands	803-260-5488 <Pers. Cell>	tmaybay@charlestondiocese.org
Travis McVed	Oliver Gospel	206-373-0549	TmcVed@olivergospel.org
Emily May	Oliver Gospel	803 254-6470 ext. 1008	emily.may@olivegospel.org
Lila Anna Sauls	Homeless No More	(803) 602-6379	lasauls@homelessnomore.org
Lovetta Walton	RCCD	803-576-2091	
Cecilia Rodriguez	RCCD	803-667-7531	



**Richland County, South Carolina - COC/Homeless Providers
Five-Year Consolidated Plan, Annual Action Plan
& HOME ARP Plan**

Round Table Discussion – Wednesday, May 11, 2022 at 9:00 a.m.

Name	Organization	Phone Number	Email Address
Send Survey Jeffrey Armstrong	Family Promise of the Midlands	803-832-4765	jeff@familypromise-midlands.org
Shaun Scott	Alston Wilkes Socy	803-995-8433	s.scott@awws1962.org

DRAFT



**Richland County, South Carolina - Social Service Agencies
Five-Year Consolidated Plan, Annual Action Plan
& HOME ARP Plan**

Round Table Discussion 1 – Wednesday, May 11, 2022 at 10:30 a.m.

Name	Organization	Phone Number	Email Address
Erica Y. Cheeks	Harvest Hope FB	803.466.7279	eccheeks@harvesthope.org
Tracy Jones-Ross	Shepherd's Transformation Mansin Homeless Program	(253) 307-8291	Tracy Jones @ STM homeless program.org
Eleanor Boyd	Midlands Fatherhood Coalition	919-599-4101	eboyd@scfathersand families.com
Lee Patterson	Richland Library	803-231-6383	lpatterson@richland library.com
Chynna Phillips	Sisters of Charity Foundation of SC	803-254-0230	cphillips@socsc.com
Wanda Pearson	THE COOPERATIVE MINISTRY	(803) 451-7398	wPEARSON@COOPMIN.ORG
Luis Rodriguez	Santee-Lynchies Affordable Housing	803 840-0033	LROD426@yahoo.com
Shaun Scott	A1ston Wilkes Society	803.995.8433	sscott@aws1962.org



**Richland County, South Carolina - Social Service Agencies
Five-Year Consolidated Plan, Annual Action Plan
& HOME ARP Plan**

Round Table Discussion 1 – Wednesday, May 11, 2022 at 10:30 a.m.

Name	Organization	Phone Number	Email Address
Loretta Walton	RCDD	903-576-2091	walton.loretta@richlandcountysc.gov
Jara Scheiner	RCDD	803-667-7304	scheiner.jara@richlandcountysc.gov
SK DeVenny	Sisters of Mercy Foundation of SC	(803) 320-9109	skdevenny@socsc.com
Cecilia Rodriguez	RCDD	(803) 667-7531	rodriguez rodriguez.cecilia@richlandcountysc.gov

May-12-22

Time	Meeting Group	Organization/Position	Individual	Invite Sent		RSVP?	Email
5/12/2022 @ 9:00 a.m.	Housing Agencies Group Meeting	Executive Director/ HomeWorks of America	Joe Huggins	4/28/2022	5/5, voice mailbox was full		jhuggins@homeworksofamerica.org
		Executive Director Habitat	Suzanne Brooks	4/28/2022	5/5/2022	Accepted	sbrooks@habitatcsc.org
		Habitat Grants Manager	Brittani Richards	4/28/2022			brichards@habitatcsc.org
		Community Assistance Provider/President	Jamie Devine	4/28/2022		Accepted	jdevine@communityassistanceprovider.com
		Midlands Housing Trust					
		SC Uplift	Kevin Wimberly	4/28/2022		Accepted	info@scuplift.org or Kevin Wimberly <kevinwimberly@scuplift.org> info@habitatcsc.org
		Central SC Habitat for Humanity			delivery failed		
		MIRCI		4/28/2022		Accepted	ybean@columbiyahousingc.org
		Family Promise of the Midlands	Terri Pope	4/28/2022		Accepted	terri@familypromisemidlands.org
		Reconciliation Ministries		4/28/2022		Accepted	info@reconciliation-min.org
		Benedict Allen, CDC	Larry Salley	4/28/2022	5/5 left, message!		salley5@aol.com
Columbia Housing Development Corp.	Harrison Joseph	4/28/2022		Accepted	harrison.joseph@columbiasc.gov		
Santee Lynches Afford, Housing CDC	Luis Rodriguez	4/28/2022		Accepted	sccdc@fc-i.net		
5/12/2022 @ 9:00 a.m.	Economic & Community Development Agencies - Group Meeting	Program Compliance Specialist/ Community Development Department - City of Columbia	Lorena Hightower	4/28/2022	5/5/2022	Declined	Lorena.Hightower@columbiasc.gov
		Community Development Department - City of Columbia		4/28/2022			CommunityDevelopment@columbiasc.gov
		Silverstone Mortgage*	Earneest Haynes	4/28/2022	5/5/22, left message	Accepted	Earneest.Haynes@silvertonmortgage.com
		Guild Mortgage*	Lamont Watson	4/28/2022		Declined	lwatson@guildmortgage.net
		Midlands Mortgage Cooperation	Carla Ashley	4/28/2022	5/5/22, left message		c.ashley@midlandmortgagecorp.com
		First Citizens Bank*	Kristen Spearman	4/28/2022	5/5/22, left message		Kristen.Spearman@firstcitizens.com
		Nexa Mortgage	Edward Singleton	4/28/2022		Accepted	esingleton@nexamortgage.com
		AR Mortgage	Rashad Pressley	4/28/2022	5/5/2022	Accepted	RASHAD.PRESSLEY@RHODANAGENCY.COM
		First Citizens Bank*	Katrina Hart	4/28/2022	5/5/22, call could not be completed as dialed message X2.		Katrina.HartLorick@firstcitizens.com
		First Citizens Bank*	Tommy Harris	4/28/2022	5/5/22, left message		tommy.harris@firstcitizens.com>
		Ameris Bank	Tricia Vinson	4/28/2022		Tentative	Tricia.Vinson@amerisbank.com
		Ameris Bank	Erica Ergle	delivery failed	5/5/22 left message		erica.ergle@amerisbank.com
		Caro Federal Credit Union	Gwen Rivers	4/28/2022		Accepted	gwen@smartcaro.org
		Smart Caro	Donna Moses			Accepted	
		Mortgagee Essentials	Tory Brock	4/28/2022	5/5/2022	Accepted	tonv@mortgageessentials123.com
		Chambers of Commerce Membership Development Manager	Chris Benitez	4/28/2022		Accepted	chris.benitez@scchamber.net
		Chambers of Commerce Chief Diversity Officer	Cynthia Bennett	4/28/2022		Declined	Cynthia.Bennett@scchamber.net
		Chambers of Commerce Program and Events Coordinator	Lauren Caudle				
		Chambers of Commerce Director of Government Affairs	Will Frierson	4/28/2022			will.frierson@scchamber.net
		Chambers of Commerce Director of Marketing and Development	Charlotte Knoop	4/28/2022			charlotte.knoop@scchamber.net
Chambers of Commerce Membership & Marketing Coordinator	Hannah Lackey	4/28/2022			hannah.lackey@scchamber.net		
Chambers of Commerce Office & Foundation Administrator	Demetria Shuler	4/28/2022			demetria.shuler@scchamber.net		
DIRECTOR OF ECONOMIC DEVELOPMENT	Jeff Ruble	4/28/2022		Accepted	RUBLE.JEFF@RICHLANDCOUNTYSC.GOV		
Master of Equity	Joseph Strickland	4/28/2022	5/5/22, left message		strickland.joseph@richlandcountysc.gov		
5/12/2022 @ 1:30 p.m.	Hispanic Community Based Organizations	Alianza Latina Columbia			does not have available phone number		
		Latino Communications CDC	Tanya Rodriguez-Hodge	4/28/2022	5/19/2022 - called but got busy signal		trh@latinocdc.org
		PASOS	Mike Young	4/28/2022	5/19/2022 - left message		youngmf2@email.sc.edu
		SC Appleseed Legal Justice	Bach Pham	4/28/2022	5/19/2022 - Called but could not leave message		bach@scjustice.org
5/12/2022 @ 3:00 p.m.	Social Services Option 2	Wateree Community Action			5/4/2022	Accepted	
		Mirci	Julie Plane	4/28/2022		Accepted	jplane@mirci.org
		Broad River Business Alliance	Javar Jaurez	4/28/2022		Accepted	info@broadriverba.org
		Shepard's Transformation Mansion Communities	Tracy Jones	4/28/2022		Accepted	tracyjones@stmhomelessprogram.org
		Reconciliation Ministries	Ashley Arrington Miller	4/28/2022		Accepted	aarrington@reconciliation-min.org
		SC Legal Services	Susan Firimonte	4/28/2022		Accepted	susanfirimonte@sclegal.org
					caught in spam folder	5/4/22 left voice message	



**Richland County, South Carolina - Housing Organizations
Five-Year Consolidated Plan, Annual Action Plan
& HOME ARP Plan**

Round Table Discussion – Thursday, May 12, 2022 at 9:00 a.m.

Name	Organization	Phone Number	Email Address
Kevin E. Wimberly	SC Uplift Community Outreach	(803) 691-4742	kevinwimberly@scuplift.org
Joe Huggins	HOME Works	803.312.5103	jhuggins@homeworksofamerica.org
Adrienne Jackson	Comm Dev	803-576-2089	jackson.adrienne@richlandcountysc.gov
Haley Smith	Comm Deve	803-576-2052	smith.haley@richlandcountysc.gov
Madelyn Smith	Home Works	803-360-6792	ops@homeworksofamerica.org
Sally Karl	Comm Dev	404-863-4648	Karl.Sally@richlandcountysc.org
Cecilia Rodriguez	RCCD		rodriguez.cecilia@richlandcountysc.org
Louetta Walton	RCCD	803-576-2091	walton.louetta@richlandcountysc.gov



**Richland County, South Carolina - Economic Development
Five-Year Consolidated Plan, Annual Action Plan
& HOME ARP Plan**

Round Table Discussion – Thursday, May 12, 2022 at 10:30 a.m.

Name	Organization	Phone Number	Email Address
Earnest Haynes	Silverton Mortgage	803-387-0447	Earnest.Haynes@silvertonmortgage.com
Gwendolyn Rivers	CARO FCU	803-917-4602	gwen@smartcaro.org
Donna Moses	Caro FCU	803-467-8776	dmoses@smartcaro.org
* Anne Shivers	Caro FCU	803-351-0701	Anne@smartcaro.org
Loretta Walton	RCCD	803-576-2091	walton.Loretta@richlandcountysc.gov
Cecilia Rodriguez	RCCD	(803) 667-7531	rodriguez.Cecilia@richlandcountysc.gov
Sally Karl	RCCD	404-863-4648	Karl.Sally@richlandcountysc.gov
Ebonik Corbett	RCCD	718 415 9410	Corbett.Ebonik@richlandcountysc.gov

centysc.
su



**Richland County, South Carolina - Economic Development
Five-Year Consolidated Plan, Annual Action Plan
& HOME ARP Plan**

Round Table Discussion – Thursday, May 12, 2022 at 10:30 a.m.

Name	Organization	Phone Number	Email Address
Haley Smith	RCCD-	803-516-7666	smith.haley@richlandcounty. sc.gov



**Richland County, South Carolina - Hispanic Community Based Organizations
Five-Year Consolidated Plan, Annual Action Plan
& HOME ARP Plan**

Round Table Discussion – Thursday, May 12, 2022 at 1:30 p.m.

Name	Organization	Phone Number	Email Address
Cecilia Rodriguez	RCCD	Ext. 2230	rodriguez.cecilia@richlandcountysc.gov
Loretta Walton	RCCD	Ext. 2091	walton.loretta@richlandcountysc.gov
Sara Scheier	RCCD	803.667.7304	Scheier.Sara.....



**Richland County, South Carolina - Social Service Agencies
Five-Year Consolidated Plan, Annual Action Plan
& HOME ARP Plan**

Round Table Discussion 2 – Thursday, May 12, 2022 at 3:00 p.m.

Name	Organization	Phone Number	Email Address
Ashly Arrington	Reconciliation Ministries	803-727-7813	aarrington@reconciliation-min.org
Dianne Fields	MIRCI	803-661-8004 Ext. 107	Dmillerfields@mirci.org
Heather Braun	Prisma Emergency	864-506-1964	heatherbrown2@prismahealth.org
Jess Krupp	Prisma Emergency	864-554-5725	Jess.Krupp@prismahealth.org
Susan Firman	SC Legal	803-744-4164	sfirman@sclegal.org
Lovetta Walton	RCCD	803-576-2091	walton.Lovetta@RichlandCountySC.org
Cecilia Rodriguez	RCCD	(803)667-7531	
Jill Plane	MIRCI	803-939-2642 Ext. 113	jplane@mirci.org

Carol Scott Pathways to Healing (803) 722-1089 Carol@pathwaystohealing.com

FY 2022 – 2026 Five-Year Consolidated Plan
FY 2022 Annual Action Plan
Richland County, South Carolina
May 9 – 12, 2022

Transcription of Meeting Minutes – Day One

County Administration and Community Development Staff – 5/9/2022 at 2:00 p.m. (Administration – Leonardo Brown, County Administrator; Lori Thomas, Aric Jensen: Assistant County Administrators) – (Staff – Robert Cappadona, Housing Inspector; Sally Karl, Grant Accountant; Adrienne Jackson, Housing Project Coordinator; Ebonik Corbett, Admin Assistant; Sara Scheirer, Community Development Division Manager; Ryan Guerry, Disaster Recovery Manager)

These were the topics and discussions covered during the meeting:

- Open discussion of the purpose or the meeting and process of Con Plan and Annual Action Plan
- Discussion of programs administered by the Community Development Division
 - RCAP Down payment Assistance
 - One Touch Home Repair Program
 - Rebuild Program – Reconstruction of Housing
 - Coronavirus Small Business Relief Program
 - Seed Grant Program for Small Businesses – non-CDBG program
 - Public Facilities – typically fire trucks and sewer work
 - Public Services – wide range of activities
 - Façade Program for businesses
- Comments/Questions
 - Question on Lead Paint
 - Discussion on Homebuyer Assistance
 - Need for expansion of Rebuild Program for demolition of and rebuilding of affordable units
 - Increase amount of Down payment Assistance
 - Issues with CV funds
 - Housing Development Activities
 - Shakespeare Crossing Project
 - Section 108 Loans
 - Larger more impactful projects
 - County developed a document from survey conducted similar Con Plan Survey for needs
 - Education related to how CDBG and HOME can be used for Council and County as a whole
 - Set foundation and build on for the future
 - 2015 flood programs (CDBG-DR) not complete
 - Affordable housing – Simplify programs be year
- Home ARP Discussion
 - Use modular units from gas well development and reassemble on potential development sites
 - Conversion of former motel into housing unit for qualifying populations

County Council Members – Various Times – one telephone call at 11:00 a.m. on 5/25/2022 (Gretchen Barron, Sara Scheirer)

These were the topics and discussions covered during the meeting:

- District is Center of County
 - lots of seniors and lower income households
 - moving north in district becomes more affluent
- Sidewalks
- Rise in gun violence
- Recreation Programs for Youth
- Affordable Housing of all types
 - Landlords taking advantage of renters
- Senior home repairs, mostly homeowners
- 800 homes in a particular community
 - 90% are renters
 - 28% are vacant
- Converting vacant abandoned properties to affordable housing
- Households moving from downtown to northern part of County and seeking affordable housing
- Central heat and electrical wiring
- Fairfield Road and Wilson Blvd. are state owned and needs sidewalks
- 5-7 park and rec facilities with limited funding and hours
- Publicizing Program- needs a better job of getting information out to residents and organizations

Transcription of Meeting Minutes – Day Two

Various County Departments – 5/10/2022 at 9:00 a.m. (Ebonik Corbett, Sally Karl, Chris Zeigler, Erica Wade, Pam Green, Kim Humphrey, Bryant Davis, Haley Smith, Brian Crooks, Lovetta Walton, Barbara Pearson)

These were the topics and discussions covered during the meeting:

- Building a grocery store
- Façade work
- Parking lot signage
- Still a need for CV funds
- Program for Homeless in County
- Training program for businesses
- Training for capacity building
- Training for CHDOs
- Home repairs for aging in place and capacity building
- Targeting specific populations/areas
- Homeowner maintenance
- Educating residents on what happens with aging populations
- Heat mapping/environmental justice
- Cost of water and sewer bills based on household size

County Departments – follow-up call with Bill Davis – Utilities Department – telephone call at 1:00 p.m. on 6/7/2022 (Bill Davis, Jessica Mancine, Sara Scheirer)

These were the topics and discussions covered during the meeting:

- 3 specific projects related to sanitary sewer improvements that may need funding

Columbia Housing – 5/10/2022 at 10:30 a.m. (Adrienne Jackson, Takeshia Stewart, Lovetta Walton, Cynthia Pryor Hardy, Tracy Jones-Rossatium, Adam Dalenburg)

These were the topics and discussions covered during the meeting:

- Have a couple of outside development entities
- Need more tools to create/maintain affordable housing
- Reduction in funding reason for development entities
- Approximately 4,000 vouchers
- Private Developers use Project Based Vouchers
- Still getting consistent assistance with vouchers
- Mercy Vouchers – somewhat more relaxed
- Landlord liaisons
- 3M/month in payments
- Face of voucher holder is changing
- Mental Health disabilities
- Vision 2030 initiative from the Columbia Housing Authority
- 400 single family houses to rehabilitate and turn over to homeowners
- Issue of bonds seeking 1st refusal to buy property to keep housing stock fresh
- Great relationship with County for economic and workforce development
- Having a number of self-sufficiency programs
- Historic Activity with 2 properties of public housing

Other County Municipalities – 5/10/2022 at 2:00 p.m. (Barry Walker, Irmo; Carroll Williamson, Blythewood; Lovetta Walton, Sara Scheirer)

These were the topics and discussions covered during the meeting:

- Sub-division in Irmo was the largest in the state for quite a long time
- Richland County has not been funding activities in incorporated communities but is in the process of changing that.
- However, finding eligible projects may be difficult except for direct benefit activities such as public service programs, housing rehab and homebuyer programs.

Public Safety – 5/10/2022 at 3:00 p.m. (Dante Roberts, Harry Polis, Jr., Miranda Spivey)

These were the topics and discussions covered during the meeting:

- Development of a new correctional facility
- Code enforcement
- Demolition of blighted properties
- Hoarding
- Mental health issues
- Drug abuse

- Poverty
- Abuse was down during COVID
- Lack of volunteers (going from 120-125 volunteers per year down to about 40)
- Insufficient staff to do forensic investigation

Faith Based Organizations – 5/10/2022 at 6:00 p.m. (Craig Young, Lovetta Walton, Sara Scheirer)

These were the topics and discussions covered during the meeting:

- Discussion with member of the Real Church

Transcription of Meeting Minutes – Day Three

COC/Homeless Providers – 5/11/2022 @ 9:00 a.m. (Julie Ann Avin, Anita Floyd, Teresa Maybay, Travis McNeel, Emily May, Lila Anna Sauls, Lovetta Walton, Cecilia Rodrigues, Jeffery Armstrong, Shaun Scott)

The following organizations were in attendance and gave an overview of their services and issues:

Mirci

- 2 basic needs centers (one for adults, one for youth)
- 20 partner agencies
- Path Outreach Leader
- Medical Director
- Administer COC grants
- 161 units of COC housing
- 74 units of HUD 811 housing
- 10 beds for youth identifying as male
- Working on 10 beds for youth identifying as female

Catholic Charities

- 7 units across the state with specialties
- Columbia unit works with homeless
- Has been essentially a handout program (Some clients had been coming in for 15 years)
- Helped 75 obtain critical documents in past year
- Next level of service is to actually impact client's lives
- Extensive use of volunteers

Homeless No More

- Families homeless or at risk
- Energy services
- Family shelter – 30 days straight off the street
- Family Place – employed up to 2 years, work on family plan

Live Oak Place

- Working on 200 units
- 60 units in the works
- 65 families on any given day
- Summer Camp

- Holistic approach for entire family
- 15,000 referrals last year
- New homeownership program - Acquiring property for sale to families

Austin Wilkes Society

- Provides to all populations for all in need: homeless, vets offenders, etc.
- SSVF – Low-income vets to stabilize
- Veterans Home – housing, meals, employment, therapy
- At Risk Program for Males
- Residential Rental Program for federal offenders

Family Promise of the Midlands

- 30 churches participate since 2014
- Provide shelter at various churches
- Tomorrows Promise Program - Provide for children get life experiences
- Social capital building

Oliver Gospel – 133-year-old church

- Christ centered ministry
- Did serve meals and other needs
- 100 plus people served everyday
- Goal is long term care
- Men's Program
 - Refresh 30 Day program – addiction recovery
 - Recovery Program 12 months
 - Rebuild
- Toby Center – Women's Center
 - Working to gain identity
 - Long term 12-months
 - Not an addiction program
 - Currently 17-19 ladies plus double that number of children
 - Pre-program for Toby's Place
- Started connection manager position

These were the topics and discussions covered during the meeting:

- Barriers to admission
 - Mental Health issue at Toby's Place
- Catholic Charities did not partner well with others working to repair
 - Changing from model of just providing items
 - Getting more engaged with clients
- Mirci
 - availability of affordable housing
 - was written out of COC seven years ago due to HUD based policies
 - have a case manager that does referrals not case management
- ACT Program
 - Housing First 77% participation rate but was 95%
- Affordable Housing

- CDBG for repairs but not always due to ownership

Issues with COC

- COC was created because it had to be
- Lead agency is United Way
- Discussion of creating second housing trust fund - Wasted effort
- Hospitality Team is not law enforcement
- Community Team moved from UW to Transition but still not working
- Homelessness has become regional
- Intimidation by the police
- Affordable Housing Task Force
- Behavioral Health Issues

Social Service Agencies Meeting 1 – 5/11/2022 at 10:30 a.m. (Erica Cheeks, Tracy Jones-Ross, Eleanor Boyd, Lee Patterson, Chynna Phillips, Wanda Pearson, Luis Rodriguez, Shaun Scott, Lovetta Walton, Sara Scheirer, SK DeVenny, Cecilia Rodriguez)

The following organizations were in attendance and gave an overview of their services and issues:

Santee Lynch Affordable Housing

- Homeownership
- 500 rental units
- Home repairs
- Acquisition/rehab for rental
- 2013 started rental management company

Austin Wilkes Society

- Belief in second chance related to release from incarceration
- RRC's halfway houses for federal release for transition back into society

Shepherds Transformation

- Housing First model
- New start-up organization

Midlands Fatherhood Program

- Second Chance Fathers
- Parenting Program to be a better father
- Parenting classes
- 44% are under employed
- Assist variety of needs (Driver's license, employment, etc.)
- Men's Health
- Starting new program with youth (Reality Check – working with juvenile justice)

Richland Library System

- Social work program
- Assessment of individuals

- Kinship classes at DSS
- Developing housing list
 - No needs
 - No barriers

Sisters of Charity Foundation

- Have grant making programs
- Health Equity
- Human Dignity
- Economic Mobility
- Operates Statewide

Cooperative Ministries

- Investing more in people
- Activities to better themselves
- VITA Tax Prep Program
- Some crisis assistance
- Financial empowerment program with 5 staff

Harvest Hope Food Bank

- Serves 20 Counties
- 3 warehouse facilities
- Backpack Program
- Mobile program
- Senior program
- Diabetic Boxes
- Healthy Choice Program
- Heart disease- high blood pressure
- Full circle approach to services

These were the general topics and discussions covered during the meeting:

- Develop pantry in housing developments
- Mentoring program for children without fathers
- Create community table to discuss needs of individuals clients
- Seniors are increasing who have no one, how do we assist
- How to get projects “shovel ready”
- Collaboration is needed
- Transparency process, how does it work?
- Front end what happens when funds are received
- Services in prisons and jails
- Accountability, transparency, citizen participation
- Connecting with resources

Fait Housing Organizations – 5/11/2022 at 1:30 p.m. (Adrienne Jackson, Lovetta Walton, Sara Scheirer)

- No outside participation – staff only

Education – 5/11/2022 @ 3:00 p.m. (Carol Minor, OMME-Salma Rahemtullah)

These were the topics and discussions covered during the meeting:

- Needs in schools such as washing machines
- Hopkins Community Centers
- Richlandone.org
- Food Share
- Food security
- Community cooking classes
- Prescription program
- Building located in old Circuit City
 - Under renovation
 - State of the art kitchen for teaching
 - \$900,000 project—currently have \$200,000
- Also have a land trust program which is using existing homes
- No down payment/low interest loans

Transcription of Meeting Minutes – Day Four

Housing Organizations – 5/12/2022 @ 9:00 a.m. (Kevin Wimberly, Joe Huggins, Adrienne Jackson, Haley Smith, Madelyn Smith, Sally Karl, Cecilia Rodriguez, Lovetta Walton, Suzanne Brooks, Sara Scheirer)

The following organizations were in attendance and gave an overview of their services and issues:

SC Uplift Community Outreach

- Rental housing
- Has been a CHDO
- Focus on smaller projects
- A lot of owner-occupied rehab
- Would like to do more rehab
- Have done a “small house”, would like to do more

Home Works

- Senior, veteran disabled housing rehab for safety and livability
- Preserving existing modified, new builds
- Uses mostly volunteers

South Carolina Habitat for Humanity

- Looking at infill and rehab
- Reactive approach
- Want to start accessing neighborhood to work in
- Acquisition of land biggest challenge

These were the general topics and discussions covered during the meeting:

- Working with County to build a village of small homes
- Need for rehab particularly for seniors

- Better connections between agencies
- Life safety items

Economic Development – 5/12/2022 @ 10:30 a.m. (Earnest Haynes, Gwendolyn Rivers, Donna Moses, Anne Shivers, Lovetta Walton, Sally Karl, Ebonnik Corbett, Haley Smith)

These were the topics and discussions covered during the meeting:

- Mortgage lending
- Down payment assistance
- Income limits are draw back
- Process is very slow to approval
- Closing document request is a hinderance, time waiting for check
- Looking at revamping process on County side
- Question of areas that are excluded
- Incentives for development
- Small business micro loans to keep people employed
- Homelessness, mental health/drug addiction issues
- Monitoring on sales to investors

Hispanic Based Organizations – 5/12/2022 @ 1:30 a.m. (Cecilia Rodriguez, Lovetta Walton, Sara Scheirer)

- No outside participation – staff only

Social Service Agencies Meeting 2 – 5/12/2022 @ 3:00 p.m. (Ashly Arrington, Dianne Fields, Heather Brown, Jess Knapp, Susan Firimonte, Lovetta Walton, Julie Plane, Carol Scott)

The following organizations were in attendance and gave an overview of their services and issues:

Prisma

- Screening patients
- Starting to distribute Narcan from ER
- Mobile health services
- Chronicling medical conditions with substance abuse issue
- Community paramedics to do follow-up
- Social workers on 24-7 at ER
- Referrals to community paramedic program
- Issue of providing Narcan at ER when anyone can do it
- Long term residential program for men and women
- 25 apartments units on site and actively provide housing
- Want to continue to purchase properties in area to expand services
- 6 apartments currently and purchasing another building to convert to community center

Mirci

- Outreach for mental health
- Need space and resources for supportive housing

- 10 current spaces for men, want to develop space for women
- Affordable units for placements
- Need for geriatric services as elderly decline
- Do screening of persons with severe mental health needs
- ACT Team
- Long term permanent housing

South Carolina Legal Services

- Plugged into Transitions
- Lack of family center
- Inclement weather shelter
- Mental health and psychiatric services
- School District is supposed to find services for children but doesn't

Pathways to Healing

- Sexual Abuse Services
- Funding for programs for youth
- Services for victims and family
- Preventative education in churches and schools
- Education for mothers
- Legal services/advocacy if client wishes to pursue
- Funding resources

These were the general topics and discussions covered during the meeting:

- Legal services add program on wills and probate
- Public benefits attorney
- Eviction defense
- Fair housing
- Food desert issues
- Transportation issue particularly in more isolated areas

Richland County, SC

Five Year Consolidated Plan and HOME-ARP Program

Agency: Brookland-Lakeview Empowerment Center

Contact: Dr. Cindye Richburg Cotton

Date: 5/18/2022

Phone Interview

Tell me about your agency/services and what programs or services you provide for the community in Richland County

- Primarily located in nearby Lexington County but offers some services in Richland County and wants to expand more
- Food programs
 - Summer feeding – for youth
 - Senior supplemental food programs
 - Applied for USDA grant for community garden
 - Nutrition classes
 - Education for growing food
 - Farmer's market
- Mental Health first aid training
- Diabetic interventions

What housing needs do you observe in Richland County?

- More affordable permanent housing – “tremendous need”
- Rental Assistance
- Referral programs for relevant services

What homeless needs do you observe in Richland County? (more shelters, more housing, rehousing programs, homeless prevention, resources for domestic violence etc.)

- Community outreach with soup kitchen
- More shelters
- Accessible mental health treatment
- Substance abuse treatment for the homeless

What community development needs do you observe in Richland County? (i.e. roads, parks, food access, public safety, clearance/demolition)

- Food access – organization has many programs for food access
 - Quality food
 - Food equity
 - Food desert issues
- More available transportation
- Youth

- Day care
- Afterschool/youth programs
- More accommodations for senior citizens

What economic development needs do you observe in Richland County? (i.e. attracting businesses, job training)

- Workforce development
- Small business support
 - Affordable office space

What special needs do you observe in Richland County? (i.e. elderly, disabled, persons with HIV/AIDS, victims of domestic violence, substance abuse)

- More service programs with less bureaucracy
- ESL support for Spanish-speaking/immigrant population

Other needs:

- Food programs for diabetics
- Covid relief
 - Education catch-up/social education
- More advertising/outreach for programs

DRAFT

Richland County, SC

Five Year Consolidated Plan and HOME-ARP Program

Agency: Christ Central Ministries

Contact: Pastor Jimmy Jones, 803-600-5803

Date: 5/19/2022

Phone Interview

Tell me about your agency/services and what programs or services you provide for the community in Richland County

- 63 facilities around SC, both rural and urban
- Homeless assistance, feeding, support services
- Recently bought a city block in Downtown Columbia for a centralized help center

What housing needs do you observe in Richland County?

- Need more affordable/transition housing
- BUT doesn't want to give people housing because he says that won't help the people in need

What homeless needs do you observe in Richland County? (more shelters, more housing, rehousing programs, homeless prevention, resources for domestic violence etc.)

- Enormous need for homeless assistance in Richland County
- Mental Health treatment—especially in emergency—is needed
 - The common issue is that caretakers die or leave, then those with MH issues can't communicate their needs and get resources
- Needs ground-level support and initiatives
- Needs centralized feeding and not people donating large amounts of food to those on the streets (leads to litter and other issues)
- Transitional housing is needed
- Wants a more central help center that can give referrals for help

What community development needs do you observe in Richland County? (i.e. roads, parks, food access, public safety, clearance/demolition)

- Needs better transportation infrastructure
- Needs people downtown helping businesses with the homeless (cleaning up, referring for help, etc.)

What economic development needs do you observe in Richland County? (i.e. attracting businesses, job training)

- Job training/GED programs

What special needs needs do you observe in Richland County? (i.e. elderly, disabled, persons with HIV/AIDS, victims of domestic violence, substance abuse)

- Elderly needs – inflation vs fixed income issues
 - Need for medicine
 - Transitional housing
- Mental Health/Addiction
 - Grades Richland County a 30/100 for treatment

Broadly, he sees a need for consistent action instead of people applying for a hodgepodge of grants. Money isn't necessarily the only factor, he sees a need for consistency and direction.

DRAFT

Richland County, SC

Five Year Consolidated Plan and HOME-ARP Program

Agency: Healthy Learners Midlands

Contact: Kimberly Hause – 803-608-1827

Date: 5/19/2022

Phone Interview

Tell me about your agency/services and what programs or services you provide for the community in Richland County

- Healthcare services/resources for children (preK-12)
 - Clinics
 - Pays medical bills
 - Picks up medication
 - Works with families
 - Services for undocumented children, diabetics

What housing needs do you observe in Richland County?

- Need for more affordable housing
 - More other than through the Columbia Housing Authority
- More affordable housing needed in the southeast and northeast of the county

What homeless needs do you observe in Richland County? (more shelters, more housing, rehousing programs, homeless prevention, resources for domestic violence etc.)

- Needs filling in the gaps for families
 - Single fathers don't have many resources if homeless
 - Many shelters can't take male children if they're 16 or older

What community development needs do you observe in Richland County? (i.e. roads, parks, food access, public safety, clearance/demolition)

- More support for Harvest Hope – good organization

What economic development needs do you observe in Richland County? (i.e. attracting businesses, job training)

- Financial literacy
- Basic skills training
- More affordable certificate programs/trade education

What special needs needs do you observe in Richland County? (i.e. elderly, disabled, persons with HIV/AIDS, victims of domestic violence, substance abuse)

- Veterans assistance
- More safe facilities for domestic violence

- More services for older youth—they don't have much support
- More services for 60+, especially economically disadvantaged

DRAFT

Richland County, SC

Five Year Consolidated Plan and HOME-ARP Program

Agency: South Carolina NAACP

Contact: Brenda Murphy (President of SC NAACP), Melissa Jenkins (President of Lower Richland NAACP), Oveta Glover (President of Columbia NAACP)

Date: 5/25/2022

Phone Interview

Tell me about your agency/services and what programs or services you provide for the community in Richland County

- The SC NAACP has a Housing Navigators program to aid people being evicted and the homeless
 - Meant to connect those in need with housing resources

What housing needs do you observe in Richland County?

- Huge need for affordable housing
 - Especially with pandemic evictions/foreclosure
- Any affordable housing programs should allow for people to stay in their current homes (as opposed to being relocated)
- Too many existing housing developments have been destroyed, leading to more people being displaced from their neighborhoods with some even being left homeless

What homeless needs do you observe in Richland County? (more shelters, more housing, rehousing programs, homeless prevention, resources for domestic violence etc.)

- Need more funding for all shelters
- HUGE need for more/better funded mental health resources
 - "Losing a generation" to not having adequate resources
- More rehousing programs (long-term) instead of just shelters
 - Residential care facilities

What community development needs do you observe in Richland County? (i.e. roads, parks, food access, public safety, clearance/demolition)

- Food access – huge need
 - Ideally wants a grocery store on each corner
- More support for law enforcement/public safety
- Infrastructure – Huge need, especially in Lower Richland
 - Dirt roads in Lower Richland that should be upgraded
 - Water access is expensive to establish
- More youth programs to prevent them from becoming involved in crime

What economic development needs do you observe in Richland County? (i.e. attracting businesses, job training)

- Wants a medical facility in Lower Richland
- More Technical colleges and job training
- More job opportunities in Lower Richland

What special needs do you observe in Richland County? (i.e. elderly, disabled, persons with HIV/AIDS, victims of domestic violence, substance abuse)

- Hospital/health services needed in Lower Richland
 - There should be a planning resource for placing these services so that the most people can access it
- More wraparound services for substance abuse and mental health

DRAFT

Appendix B – Resident Surveys and Agency Surveys

Attached are copies and summaries of the following surveys:

- Resident Survey
- Agency Survey

DRAFT

**2022 Richland County
CDBG Consolidated 5-Year Plan
Priority Needs Survey**

Richland County is conducting a survey to identify residents' needs in the community and fair housing concerns, such as acts of discrimination or barriers that might limit the housing choices of families and individuals. This survey will help the County prepare its CDBG Five-Year Consolidated Plan and Annual Action Plan. Please take a few minutes and complete this **confidential questionnaire**. When completed, please return the survey to the **Richland County Community Development, Richland County Administration Building, 2020 Hampton St., Suite 3063 Columbia, SC 29204**. You may also complete the survey on-line at <https://www.surveymonkey.com/r/RichlandCountyCDBG>. The County would appreciate your response by **Friday, June 10th, 2022**.

On the table below, please rate the need for new or improved programs for Richland County based on your experience.¹

A. Housing Needs	PRIORITY RATING (Check one)				
	High	Medium	Low	No Need	Don't Know
1. Repairs/Improvements to Housing	<input type="checkbox"/>	<input type="checkbox"/>	<input type="checkbox"/>	<input type="checkbox"/>	<input type="checkbox"/>
• Owner-Occupied Homes	<input type="checkbox"/>	<input type="checkbox"/>	<input type="checkbox"/>	<input type="checkbox"/>	<input type="checkbox"/>
• Rental Homes	<input type="checkbox"/>	<input type="checkbox"/>	<input type="checkbox"/>	<input type="checkbox"/>	<input type="checkbox"/>
• Apartments	<input type="checkbox"/>	<input type="checkbox"/>	<input type="checkbox"/>	<input type="checkbox"/>	<input type="checkbox"/>
2. Improvements for Handicapped Accessibility	<input type="checkbox"/>	<input type="checkbox"/>	<input type="checkbox"/>	<input type="checkbox"/>	<input type="checkbox"/>
3. Exterior Property Maintenance and Code Enforcement	<input type="checkbox"/>	<input type="checkbox"/>	<input type="checkbox"/>	<input type="checkbox"/>	<input type="checkbox"/>
4. Assistance in Purchasing a House	<input type="checkbox"/>	<input type="checkbox"/>	<input type="checkbox"/>	<input type="checkbox"/>	<input type="checkbox"/>
5. Mortgage Assistance	<input type="checkbox"/>	<input type="checkbox"/>	<input type="checkbox"/>	<input type="checkbox"/>	<input type="checkbox"/>
6. Rental Assistance	<input type="checkbox"/>	<input type="checkbox"/>	<input type="checkbox"/>	<input type="checkbox"/>	<input type="checkbox"/>
7. Construction of New Housing	<input type="checkbox"/>	<input type="checkbox"/>	<input type="checkbox"/>	<input type="checkbox"/>	<input type="checkbox"/>
• For Sale	<input type="checkbox"/>	<input type="checkbox"/>	<input type="checkbox"/>	<input type="checkbox"/>	<input type="checkbox"/>
• Rental	<input type="checkbox"/>	<input type="checkbox"/>	<input type="checkbox"/>	<input type="checkbox"/>	<input type="checkbox"/>
8. Special Needs Housing	<input type="checkbox"/>	<input type="checkbox"/>	<input type="checkbox"/>	<input type="checkbox"/>	<input type="checkbox"/>
• Elderly	<input type="checkbox"/>	<input type="checkbox"/>	<input type="checkbox"/>	<input type="checkbox"/>	<input type="checkbox"/>
• Veterans	<input type="checkbox"/>	<input type="checkbox"/>	<input type="checkbox"/>	<input type="checkbox"/>	<input type="checkbox"/>
• Domestic Violence	<input type="checkbox"/>	<input type="checkbox"/>	<input type="checkbox"/>	<input type="checkbox"/>	<input type="checkbox"/>
• HIV Needs	<input type="checkbox"/>	<input type="checkbox"/>	<input type="checkbox"/>	<input type="checkbox"/>	<input type="checkbox"/>
• Drug/Alcohol Abuse	<input type="checkbox"/>	<input type="checkbox"/>	<input type="checkbox"/>	<input type="checkbox"/>	<input type="checkbox"/>
• Developmentally Delayed	<input type="checkbox"/>	<input type="checkbox"/>	<input type="checkbox"/>	<input type="checkbox"/>	<input type="checkbox"/>
• Mental Illness	<input type="checkbox"/>	<input type="checkbox"/>	<input type="checkbox"/>	<input type="checkbox"/>	<input type="checkbox"/>
9. Housing for Homeless	<input type="checkbox"/>	<input type="checkbox"/>	<input type="checkbox"/>	<input type="checkbox"/>	<input type="checkbox"/>
• Emergency Shelters	<input type="checkbox"/>	<input type="checkbox"/>	<input type="checkbox"/>	<input type="checkbox"/>	<input type="checkbox"/>
• Transitional Housing	<input type="checkbox"/>	<input type="checkbox"/>	<input type="checkbox"/>	<input type="checkbox"/>	<input type="checkbox"/>
• Supportive Services	<input type="checkbox"/>	<input type="checkbox"/>	<input type="checkbox"/>	<input type="checkbox"/>	<input type="checkbox"/>
• Permanent Housing	<input type="checkbox"/>	<input type="checkbox"/>	<input type="checkbox"/>	<input type="checkbox"/>	<input type="checkbox"/>
• Women's Shelters	<input type="checkbox"/>	<input type="checkbox"/>	<input type="checkbox"/>	<input type="checkbox"/>	<input type="checkbox"/>
• Men's Shelters	<input type="checkbox"/>	<input type="checkbox"/>	<input type="checkbox"/>	<input type="checkbox"/>	<input type="checkbox"/>
• Family Shelters	<input type="checkbox"/>	<input type="checkbox"/>	<input type="checkbox"/>	<input type="checkbox"/>	<input type="checkbox"/>
• Youth Shelters	<input type="checkbox"/>	<input type="checkbox"/>	<input type="checkbox"/>	<input type="checkbox"/>	<input type="checkbox"/>
• More Beds	<input type="checkbox"/>	<input type="checkbox"/>	<input type="checkbox"/>	<input type="checkbox"/>	<input type="checkbox"/>
10. Lead Paint Testing and Abatement	<input type="checkbox"/>	<input type="checkbox"/>	<input type="checkbox"/>	<input type="checkbox"/>	<input type="checkbox"/>

**2022 Richland County
CDBG Consolidated 5-Year Plan
Priority Needs Survey**

11. Asbestos Testing and Abatement	<input type="checkbox"/>	<input type="checkbox"/>	<input type="checkbox"/>	<input type="checkbox"/>	<input type="checkbox"/>
12. Tenant/Landlord Counseling	<input type="checkbox"/>	<input type="checkbox"/>	<input type="checkbox"/>	<input type="checkbox"/>	<input type="checkbox"/>
13. Residential Historic Preservation	<input type="checkbox"/>	<input type="checkbox"/>	<input type="checkbox"/>	<input type="checkbox"/>	<input type="checkbox"/>
14. Energy/Weatherization Programs	<input type="checkbox"/>	<input type="checkbox"/>	<input type="checkbox"/>	<input type="checkbox"/>	<input type="checkbox"/>
15. Housing Counseling	<input type="checkbox"/>	<input type="checkbox"/>	<input type="checkbox"/>	<input type="checkbox"/>	<input type="checkbox"/>
16. Other Housing Needs	<input type="checkbox"/>	<input type="checkbox"/>	<input type="checkbox"/>	<input type="checkbox"/>	<input type="checkbox"/>

Please list other housing needs:

B. Public Improvements Needs	High	Medium	Low	No Need	Don't Know
1. Flood/Drainage Improvements	<input type="checkbox"/>	<input type="checkbox"/>	<input type="checkbox"/>	<input type="checkbox"/>	<input type="checkbox"/>
2. Sewer Improvements	<input type="checkbox"/>	<input type="checkbox"/>	<input type="checkbox"/>	<input type="checkbox"/>	<input type="checkbox"/>
3. Street Improvements	<input type="checkbox"/>	<input type="checkbox"/>	<input type="checkbox"/>	<input type="checkbox"/>	<input type="checkbox"/>
4. Water System Improvements	<input type="checkbox"/>	<input type="checkbox"/>	<input type="checkbox"/>	<input type="checkbox"/>	<input type="checkbox"/>
5. Sidewalk Improvements	<input type="checkbox"/>	<input type="checkbox"/>	<input type="checkbox"/>	<input type="checkbox"/>	<input type="checkbox"/>
6. Street Lighting Improvements	<input type="checkbox"/>	<input type="checkbox"/>	<input type="checkbox"/>	<input type="checkbox"/>	<input type="checkbox"/>
7. Parking Facilities	<input type="checkbox"/>	<input type="checkbox"/>	<input type="checkbox"/>	<input type="checkbox"/>	<input type="checkbox"/>
8. Signage/Landscaping Improvements	<input type="checkbox"/>	<input type="checkbox"/>	<input type="checkbox"/>	<input type="checkbox"/>	<input type="checkbox"/>
9. Broadband Infrastructure	<input type="checkbox"/>	<input type="checkbox"/>	<input type="checkbox"/>	<input type="checkbox"/>	<input type="checkbox"/>

List specific problem areas

C. Public Facilities Needs	High	Medium	Low	No Need	Don't Know
1. Teen/Youth Centers	<input type="checkbox"/>	<input type="checkbox"/>	<input type="checkbox"/>	<input type="checkbox"/>	<input type="checkbox"/>
2. Senior Centers	<input type="checkbox"/>	<input type="checkbox"/>	<input type="checkbox"/>	<input type="checkbox"/>	<input type="checkbox"/>
3. Library Facilities	<input type="checkbox"/>	<input type="checkbox"/>	<input type="checkbox"/>	<input type="checkbox"/>	<input type="checkbox"/>
4. Park and Recreation Facilities	<input type="checkbox"/>	<input type="checkbox"/>	<input type="checkbox"/>	<input type="checkbox"/>	<input type="checkbox"/>
• Playground Equipment	<input type="checkbox"/>	<input type="checkbox"/>	<input type="checkbox"/>	<input type="checkbox"/>	<input type="checkbox"/>
• Benches & Picnic Tables	<input type="checkbox"/>	<input type="checkbox"/>	<input type="checkbox"/>	<input type="checkbox"/>	<input type="checkbox"/>
• Baseball Fields	<input type="checkbox"/>	<input type="checkbox"/>	<input type="checkbox"/>	<input type="checkbox"/>	<input type="checkbox"/>
• Soccer Fields	<input type="checkbox"/>	<input type="checkbox"/>	<input type="checkbox"/>	<input type="checkbox"/>	<input type="checkbox"/>
• Basketball Courts	<input type="checkbox"/>	<input type="checkbox"/>	<input type="checkbox"/>	<input type="checkbox"/>	<input type="checkbox"/>

**2022 Richland County
CDBG Consolidated 5-Year Plan
Priority Needs Survey**

• Tennis/Pickleball Courts	<input type="checkbox"/>	<input type="checkbox"/>	<input type="checkbox"/>	<input type="checkbox"/>	<input type="checkbox"/>
• Concession Stands	<input type="checkbox"/>	<input type="checkbox"/>	<input type="checkbox"/>	<input type="checkbox"/>	<input type="checkbox"/>
• ADA Surfacing	<input type="checkbox"/>	<input type="checkbox"/>	<input type="checkbox"/>	<input type="checkbox"/>	<input type="checkbox"/>
• ADA Equipment	<input type="checkbox"/>	<input type="checkbox"/>	<input type="checkbox"/>	<input type="checkbox"/>	<input type="checkbox"/>
• Greenways	<input type="checkbox"/>	<input type="checkbox"/>	<input type="checkbox"/>	<input type="checkbox"/>	<input type="checkbox"/>
• Pools	<input type="checkbox"/>	<input type="checkbox"/>	<input type="checkbox"/>	<input type="checkbox"/>	<input type="checkbox"/>
• Walking/Biking Trails	<input type="checkbox"/>	<input type="checkbox"/>	<input type="checkbox"/>	<input type="checkbox"/>	<input type="checkbox"/>
5. Historical Preservation of Facilities	<input type="checkbox"/>	<input type="checkbox"/>	<input type="checkbox"/>	<input type="checkbox"/>	<input type="checkbox"/>
Other public facilities					
DRAFT					
D. Public Safety & Community Services	High	Medium	Low	No Need	Don't Know
1. Youth Services	<input type="checkbox"/>	<input type="checkbox"/>	<input type="checkbox"/>	<input type="checkbox"/>	<input type="checkbox"/>
2. Community Center Services	<input type="checkbox"/>	<input type="checkbox"/>	<input type="checkbox"/>	<input type="checkbox"/>	<input type="checkbox"/>
3. Day Care Services	<input type="checkbox"/>	<input type="checkbox"/>	<input type="checkbox"/>	<input type="checkbox"/>	<input type="checkbox"/>
4. Senior Citizen Services	<input type="checkbox"/>	<input type="checkbox"/>	<input type="checkbox"/>	<input type="checkbox"/>	<input type="checkbox"/>
5. Special Needs Services	<input type="checkbox"/>	<input type="checkbox"/>	<input type="checkbox"/>	<input type="checkbox"/>	<input type="checkbox"/>
6. Health Care Facilities/Services (Dental Clinics, Urgent Care Clinics, Eye Clinics, etc.)	<input type="checkbox"/>	<input type="checkbox"/>	<input type="checkbox"/>	<input type="checkbox"/>	<input type="checkbox"/>
7. Immigrant/ESL Services	<input type="checkbox"/>	<input type="checkbox"/>	<input type="checkbox"/>	<input type="checkbox"/>	<input type="checkbox"/>
8. Services for Abused and Neglected Children	<input type="checkbox"/>	<input type="checkbox"/>	<input type="checkbox"/>	<input type="checkbox"/>	<input type="checkbox"/>
9. Services for Victims of Domestic Violence	<input type="checkbox"/>	<input type="checkbox"/>	<input type="checkbox"/>	<input type="checkbox"/>	<input type="checkbox"/>
10. Services for Victims of Sexual Assault	<input type="checkbox"/>	<input type="checkbox"/>	<input type="checkbox"/>	<input type="checkbox"/>	<input type="checkbox"/>
11. Services for Victims of Human Trafficking	<input type="checkbox"/>	<input type="checkbox"/>	<input type="checkbox"/>	<input type="checkbox"/>	<input type="checkbox"/>
12. Substance Abuse Services	<input type="checkbox"/>	<input type="checkbox"/>	<input type="checkbox"/>	<input type="checkbox"/>	<input type="checkbox"/>
13. Transportation Services	<input type="checkbox"/>	<input type="checkbox"/>	<input type="checkbox"/>	<input type="checkbox"/>	<input type="checkbox"/>
14. Fire Prevention	<input type="checkbox"/>	<input type="checkbox"/>	<input type="checkbox"/>	<input type="checkbox"/>	<input type="checkbox"/>
15. Police Services	<input type="checkbox"/>	<input type="checkbox"/>	<input type="checkbox"/>	<input type="checkbox"/>	<input type="checkbox"/>
16. Crime Awareness and Prevention	<input type="checkbox"/>	<input type="checkbox"/>	<input type="checkbox"/>	<input type="checkbox"/>	<input type="checkbox"/>
17. Offender Re-Entry Programs	<input type="checkbox"/>	<input type="checkbox"/>	<input type="checkbox"/>	<input type="checkbox"/>	<input type="checkbox"/>
18. Juvenile Justice Programs	<input type="checkbox"/>	<input type="checkbox"/>	<input type="checkbox"/>	<input type="checkbox"/>	<input type="checkbox"/>
19. Code Enforcement	<input type="checkbox"/>	<input type="checkbox"/>	<input type="checkbox"/>	<input type="checkbox"/>	<input type="checkbox"/>
20. Emergency Medical Services	<input type="checkbox"/>	<input type="checkbox"/>	<input type="checkbox"/>	<input type="checkbox"/>	<input type="checkbox"/>
21. Other Public Services	<input type="checkbox"/>	<input type="checkbox"/>	<input type="checkbox"/>	<input type="checkbox"/>	<input type="checkbox"/>

**2022 Richland County
CDBG Consolidated 5-Year Plan
Priority Needs Survey**

List specific problem areas

E. Economic & Workforce Development Needs	High	Medium	Low	No Need	Don't Know
1. Job Creation	<input type="checkbox"/>	<input type="checkbox"/>	<input type="checkbox"/>	<input type="checkbox"/>	<input type="checkbox"/>
2. Employment Training	<input type="checkbox"/>	<input type="checkbox"/>	<input type="checkbox"/>	<input type="checkbox"/>	<input type="checkbox"/>
3. Financial Literacy Programs	<input type="checkbox"/>	<input checked="" type="checkbox"/>	<input type="checkbox"/>	<input type="checkbox"/>	<input type="checkbox"/>
4. Start-Up Business Assistance	<input type="checkbox"/>	<input type="checkbox"/>	<input type="checkbox"/>	<input type="checkbox"/>	<input type="checkbox"/>
5. Business/Entrepreneur Program	<input type="checkbox"/>	<input type="checkbox"/>	<input type="checkbox"/>	<input type="checkbox"/>	<input type="checkbox"/>
6. Leadership Development	<input checked="" type="checkbox"/>	<input type="checkbox"/>	<input checked="" type="checkbox"/>	<input type="checkbox"/>	<input type="checkbox"/>
7. Business Consultants	<input checked="" type="checkbox"/>	<input type="checkbox"/>	<input type="checkbox"/>	<input type="checkbox"/>	<input type="checkbox"/>
8. Business Support Systems	<input type="checkbox"/>	<input type="checkbox"/>	<input type="checkbox"/>	<input type="checkbox"/>	<input type="checkbox"/>
9. Small Business Mentoring/Assistance	<input type="checkbox"/>	<input type="checkbox"/>	<input type="checkbox"/>	<input type="checkbox"/>	<input type="checkbox"/>
10. Small Business Loans	<input checked="" type="checkbox"/>	<input type="checkbox"/>	<input type="checkbox"/>	<input type="checkbox"/>	<input type="checkbox"/>
11. Commercial/Industrial Rehabilitation	<input type="checkbox"/>	<input type="checkbox"/>	<input type="checkbox"/>	<input type="checkbox"/>	<input type="checkbox"/>
12. Other Economic Development Needs	<input type="checkbox"/>	<input type="checkbox"/>	<input type="checkbox"/>	<input type="checkbox"/>	<input type="checkbox"/>

List other obstacles to economic opportunity

F. Development/Revitalization Needs	High	Medium	Low	No Need	Don't Know
1. Restaurants	<input type="checkbox"/>	<input type="checkbox"/>	<input type="checkbox"/>	<input type="checkbox"/>	<input type="checkbox"/>
2. Creative Façade Program	<input type="checkbox"/>	<input type="checkbox"/>	<input type="checkbox"/>	<input type="checkbox"/>	<input type="checkbox"/>
3. Lack and/or Availability of Merchandise	<input type="checkbox"/>	<input type="checkbox"/>	<input type="checkbox"/>	<input type="checkbox"/>	<input type="checkbox"/>
4. Create Light Industrial Uses	<input type="checkbox"/>	<input type="checkbox"/>	<input type="checkbox"/>	<input type="checkbox"/>	<input type="checkbox"/>
5. Business Retention	<input type="checkbox"/>	<input type="checkbox"/>	<input type="checkbox"/>	<input type="checkbox"/>	<input type="checkbox"/>
6. Accessibility Assistance	<input type="checkbox"/>	<input type="checkbox"/>	<input type="checkbox"/>	<input type="checkbox"/>	<input type="checkbox"/>
7. Cleaning/Tidiness	<input type="checkbox"/>	<input type="checkbox"/>	<input type="checkbox"/>	<input type="checkbox"/>	<input type="checkbox"/>
8. Streetscape	<input type="checkbox"/>	<input type="checkbox"/>	<input type="checkbox"/>	<input type="checkbox"/>	<input type="checkbox"/>
9. More Parking	<input type="checkbox"/>	<input type="checkbox"/>	<input type="checkbox"/>	<input type="checkbox"/>	<input type="checkbox"/>
10. Building Improvements	<input type="checkbox"/>	<input type="checkbox"/>	<input type="checkbox"/>	<input type="checkbox"/>	<input type="checkbox"/>
11. Alley Improvements	<input type="checkbox"/>	<input type="checkbox"/>	<input type="checkbox"/>	<input type="checkbox"/>	<input type="checkbox"/>
12. Demolition/Repurposing of Properties	<input type="checkbox"/>	<input type="checkbox"/>	<input type="checkbox"/>	<input type="checkbox"/>	<input type="checkbox"/>

**2022 Richland County
CDBG Consolidated 5-Year Plan
Priority Needs Survey**

Please list types of businesses/services you feel should be recruited to the County

G. Neighborhood Needs	High	Medium	Low	No Need	Don't Know
1. Daytime Neighborhood Safety	<input type="checkbox"/>	<input type="checkbox"/>	<input type="checkbox"/>	<input type="checkbox"/>	<input type="checkbox"/>
2. Nighttime Neighborhood Safety	<input type="checkbox"/>	<input type="checkbox"/>	<input type="checkbox"/>	<input type="checkbox"/>	<input type="checkbox"/>
3. Litter/Trash Pickup	<input type="checkbox"/>	<input checked="" type="checkbox"/>	<input type="checkbox"/>	<input type="checkbox"/>	<input type="checkbox"/>
4. Demolition/Repurposing of Properties	<input type="checkbox"/>	<input type="checkbox"/>	<input type="checkbox"/>	<input type="checkbox"/>	<input type="checkbox"/>
5. Anti-Drug Initiatives	<input type="checkbox"/>	<input type="checkbox"/>	<input type="checkbox"/>	<input type="checkbox"/>	<input type="checkbox"/>
6. Vandalism and/or Break-ins Initiatives	<input checked="" type="checkbox"/>	<input type="checkbox"/>	<input checked="" type="checkbox"/>	<input type="checkbox"/>	<input type="checkbox"/>
7. Improved Street Lighting	<input checked="" type="checkbox"/>	<input type="checkbox"/>	<input type="checkbox"/>	<input type="checkbox"/>	<input type="checkbox"/>
8. Repair of Poorly Maintained Streets and Sidewalks	<input type="checkbox"/>	<input type="checkbox"/>	<input type="checkbox"/>	<input type="checkbox"/>	<input type="checkbox"/>
9. Reducing Traffic and/or Speeding Vehicles	<input checked="" type="checkbox"/>	<input type="checkbox"/>	<input type="checkbox"/>	<input type="checkbox"/>	<input type="checkbox"/>
10. Upgrade of Poorly Maintained Public Spaces	<input type="checkbox"/>	<input type="checkbox"/>	<input type="checkbox"/>	<input type="checkbox"/>	<input type="checkbox"/>
11. Pest/Animal Control	<input type="checkbox"/>	<input type="checkbox"/>	<input type="checkbox"/>	<input type="checkbox"/>	<input type="checkbox"/>
12. Code Enforcement	<input type="checkbox"/>	<input type="checkbox"/>	<input type="checkbox"/>	<input type="checkbox"/>	<input type="checkbox"/>
13. Street/Neighborhood Signage	<input type="checkbox"/>	<input type="checkbox"/>	<input type="checkbox"/>	<input type="checkbox"/>	<input type="checkbox"/>
14. Sidewalks and Curbs	<input type="checkbox"/>	<input type="checkbox"/>	<input type="checkbox"/>	<input type="checkbox"/>	<input type="checkbox"/>
15. Handicap Accessibility	<input type="checkbox"/>	<input type="checkbox"/>	<input type="checkbox"/>	<input type="checkbox"/>	<input type="checkbox"/>

Please list other neighborhood needs:

What is the name of your town or neighborhood? (Example: Lower Richland/Blythewood)

Please describe other concerns or needs in Richland County.

**2022 Richland County
CDBG Consolidated 5-Year Plan
Priority Needs Survey**

Please list ideas on how the County can partner with citizens and organization to help make your neighborhood a more desirable place to live.

1. **How has Covid-19 impacted your experience with housing in the Richland County? (Choose all that apply)**

- | | |
|--|--|
| <input type="checkbox"/> Increased Need for Financial Assistance | <input type="checkbox"/> Homelessness |
| <input type="checkbox"/> Increased Need for Rental Assistance | <input type="checkbox"/> Unemployment |
| <input type="checkbox"/> Increased Need for Mortgage Assistance | <input type="checkbox"/> Reduced Hours/Wages |
| | <input type="checkbox"/> Other _____ |

2. **Have you faced eviction or the threat of eviction since the start of Covid-19?**

- Yes
 No

3. **Have you faced foreclosure or the threat of foreclosure since the start of Covid-19?**

- Yes
 No

4. **In your experience, what are the greatest challenges you or members of the community face when finding permanent housing within Richland County?**

- | | |
|--|--|
| <input type="checkbox"/> Expensive Rent | <input type="checkbox"/> Domestic Violence |
| <input type="checkbox"/> Expensive Mortgage Payments | <input type="checkbox"/> Lack of Disability Accommodations |
| <input type="checkbox"/> Not Enough Available Housing | <input type="checkbox"/> Lack of Social Services |
| <input type="checkbox"/> Not Enough Affordable Housing | <input type="checkbox"/> Cannot Afford Security Deposit |
| <input type="checkbox"/> Expensive Cost of Utilities | <input type="checkbox"/> Other: _____ |
| <input type="checkbox"/> Discrimination | |

**2022 Richland County
CDBG Consolidated 5-Year Plan
Priority Needs Survey**

5. **Have you experienced or observed an increase in domestic violence since the start of Covid-19?**

- Yes
- No
- Don't Know

6. **Are you fleeing or attempting to flee domestic violence, dating violence, sexual assault, stalking, or human trafficking?**

- Yes
- No

7. **How has Covid-19 affected your housing situation in the County?**

8. **Are there any additional comments or concerns that you wish to share about housing or homelessness in Richland County?**

Please take a moment to tell us about yourself:

1. **What is your Gender Identity?**

- Male
- Female
- Other: _____
- Prefer not to answer

2. **What is your Race? (choose all that apply):**

- White
- Black or African American
- American Indian or Alaskan Native
- Asian
- Native Hawaiian/ Pacific Islander
- Some Other Race
- Two or More Races

3. **What is your Ethnicity?**

- Hispanic or Latino
- Not Hispanic or Latino
- Other: _____

4. **What is your Age?**

- 17 or younger
- 18-20

**2022 Richland County
CDBG Consolidated 5-Year Plan
Priority Needs Survey**

- 21-29
- 30-39
- 40-49

- 50-59
- 60 or older

5. **What is the number of persons living in your household?**

- One
- Two
- Three
- Four
- Five
- Six or more

6. **Based on the number of persons living in your household, check whether you are over or under the listed yearly income:**

1-person household	\$40,400	<input type="checkbox"/> Over <input type="checkbox"/> Under	5-person household	\$62,350	<input type="checkbox"/> Over <input type="checkbox"/> Under
2-person household	\$46,200	<input type="checkbox"/> Over <input type="checkbox"/> Under	6-person household	\$66,950	<input type="checkbox"/> Over <input type="checkbox"/> Under
3-person household	\$51,950	<input type="checkbox"/> Over <input type="checkbox"/> Under	7-person household	\$71,550	<input type="checkbox"/> Over <input type="checkbox"/> Under
4 person household	\$57,700	<input type="checkbox"/> Over <input type="checkbox"/> Under	8-person household	\$76,200	<input type="checkbox"/> Over <input type="checkbox"/> Under

7. **Have you faced eviction or the threat of eviction since the start of Covid-19?**

- Yes
- No

8. **Have you faced foreclosure or the threat of foreclosure since the start of Covid-19?**

- Yes
- No

9. **What is your current housing status?**

- Homeowner
- Renter
- Homeless
- Living with friends/relatives
- Temporary Shelter

**2022 Richland County
CDBG Consolidated 5-Year Plan
Priority Needs Survey**

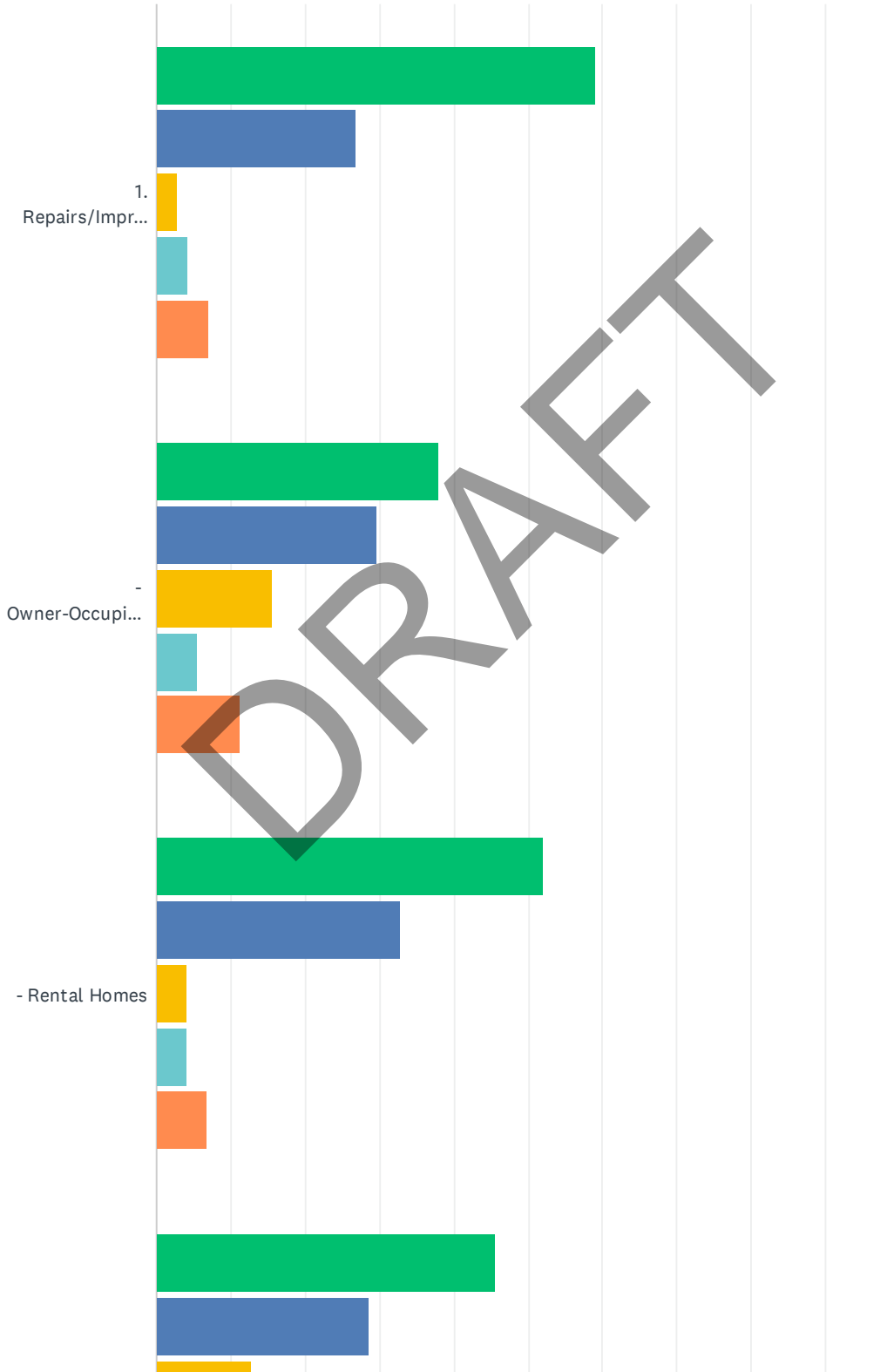
- Hotel/Motel
- Mobile Home
- Vehicle Home
- In Process of Moving
- Other: _____

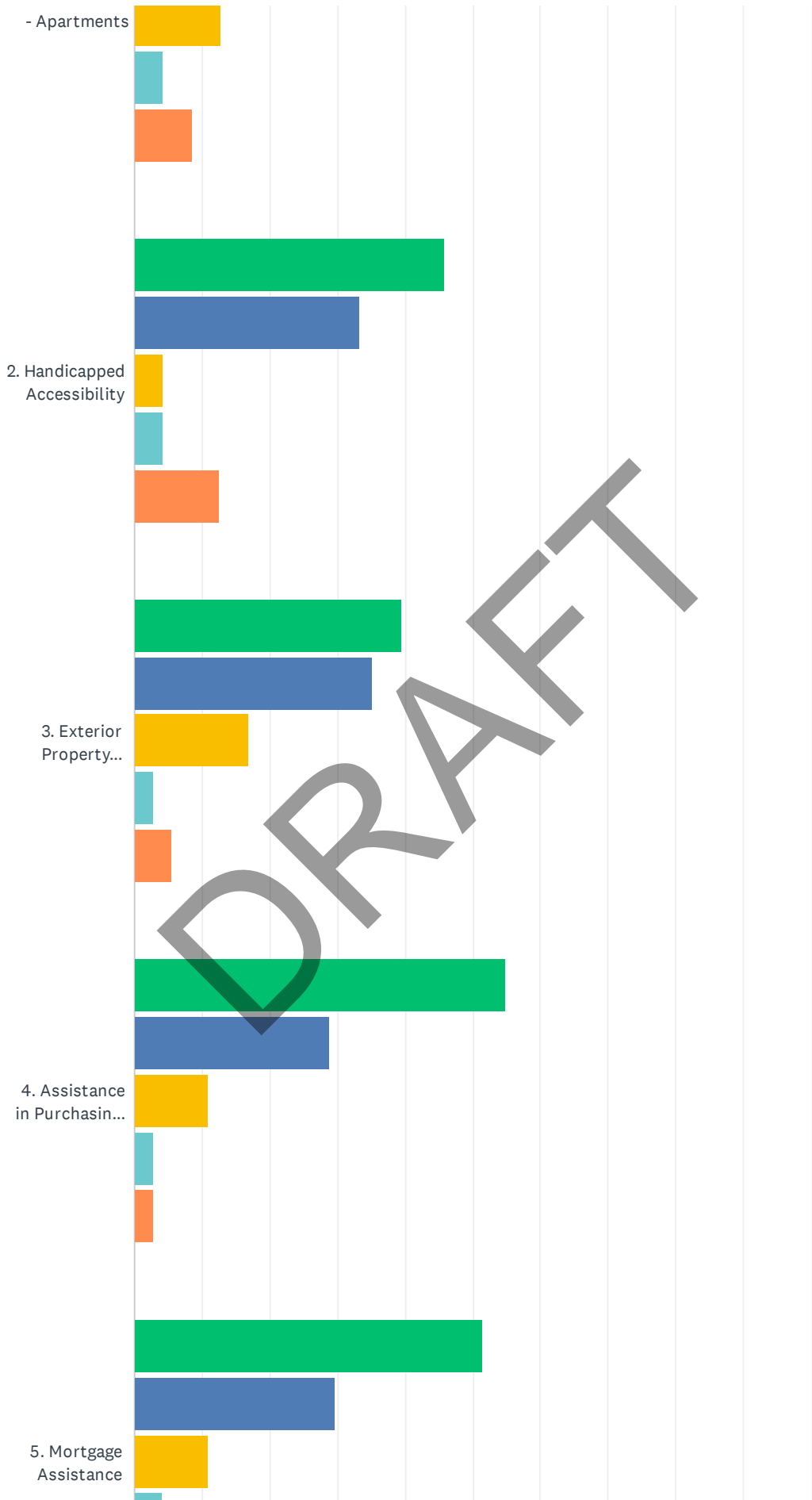
10. **Are there any other personal experiences, comments, or concerns that you wish to share?**

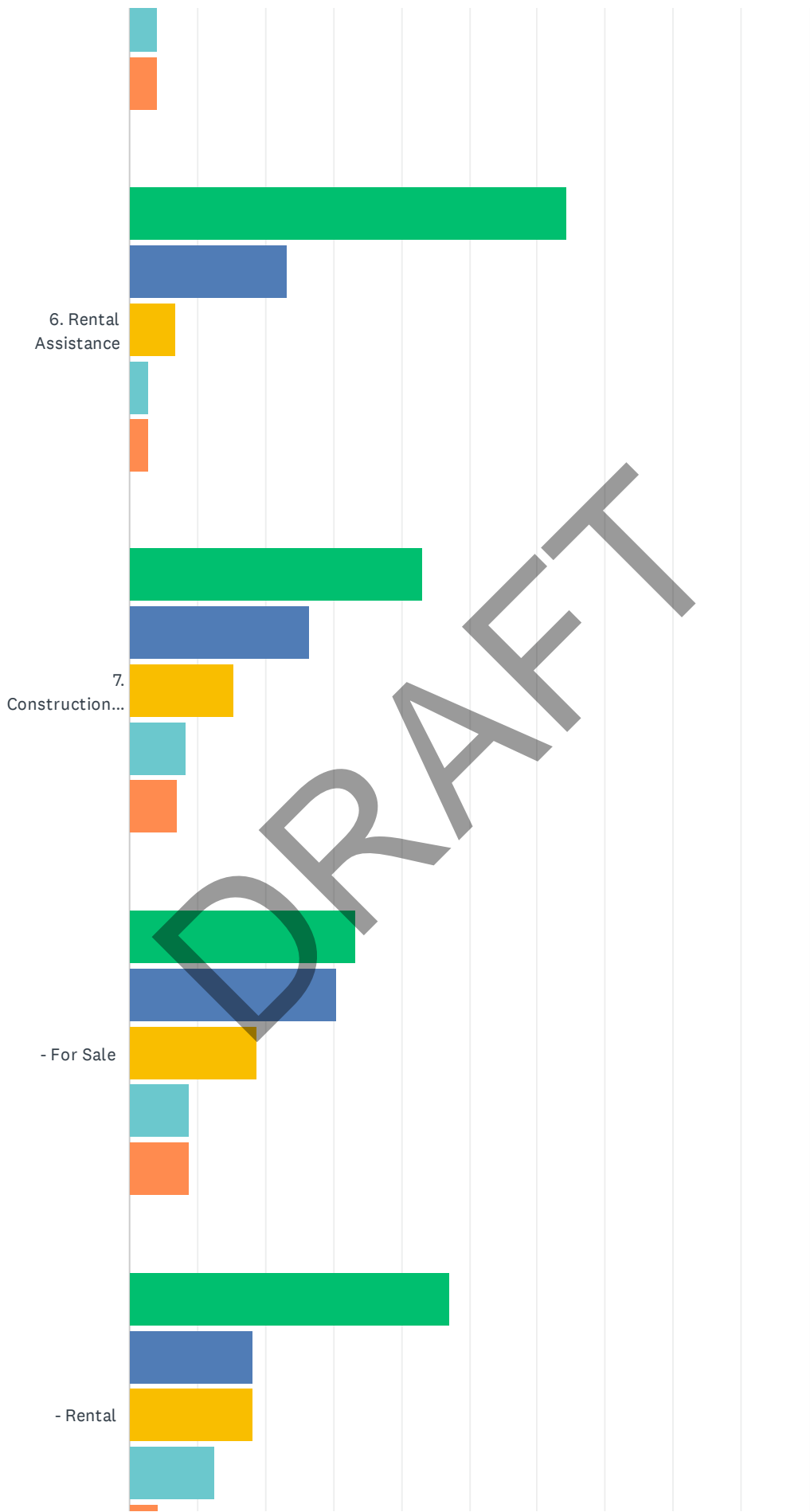
DRAFT

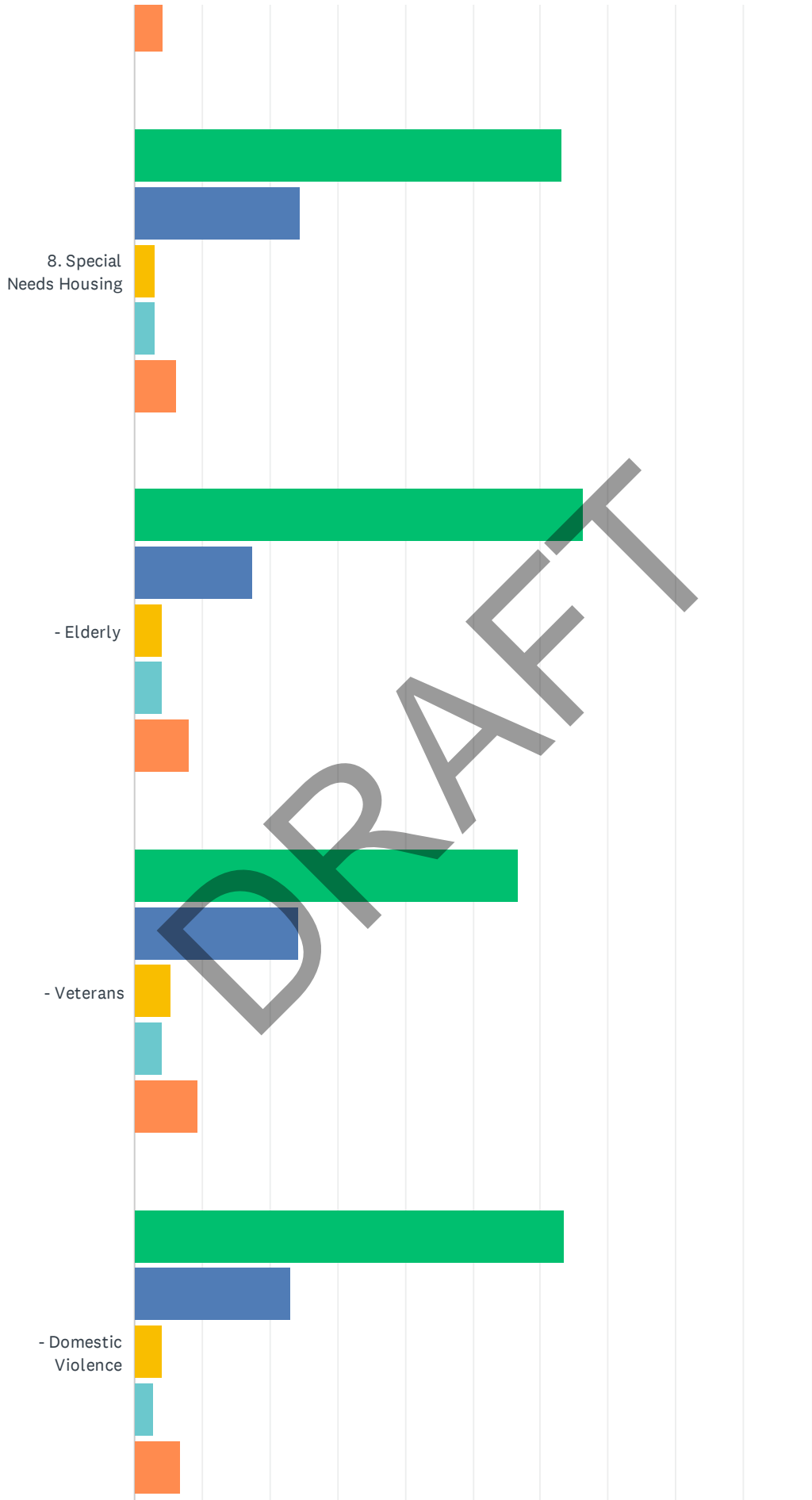
Q1 On the table below, please rate the need for new or improved programs for Housing Needs in Richland County based on your experience.

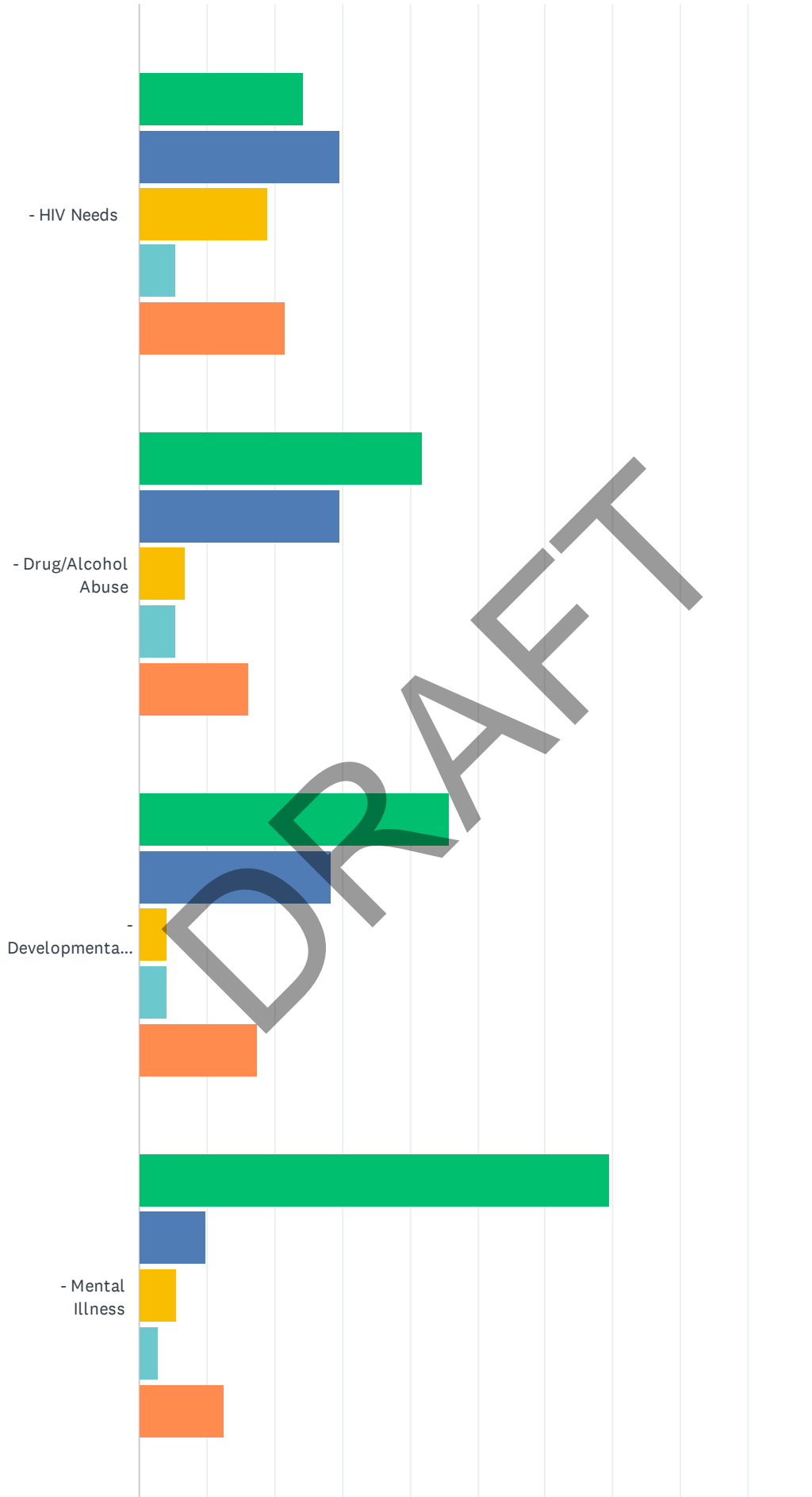
Answered: 74 Skipped: 0

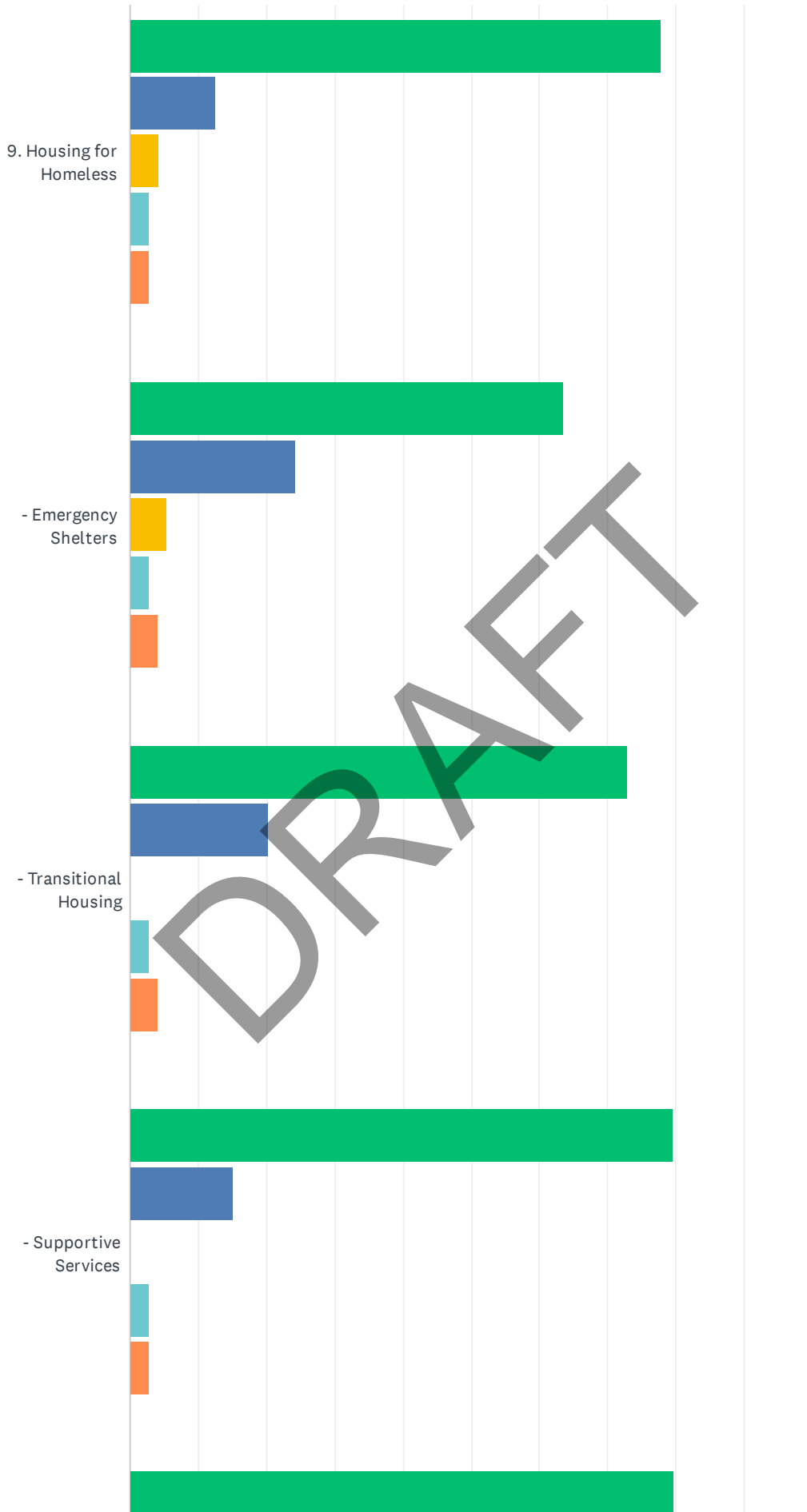


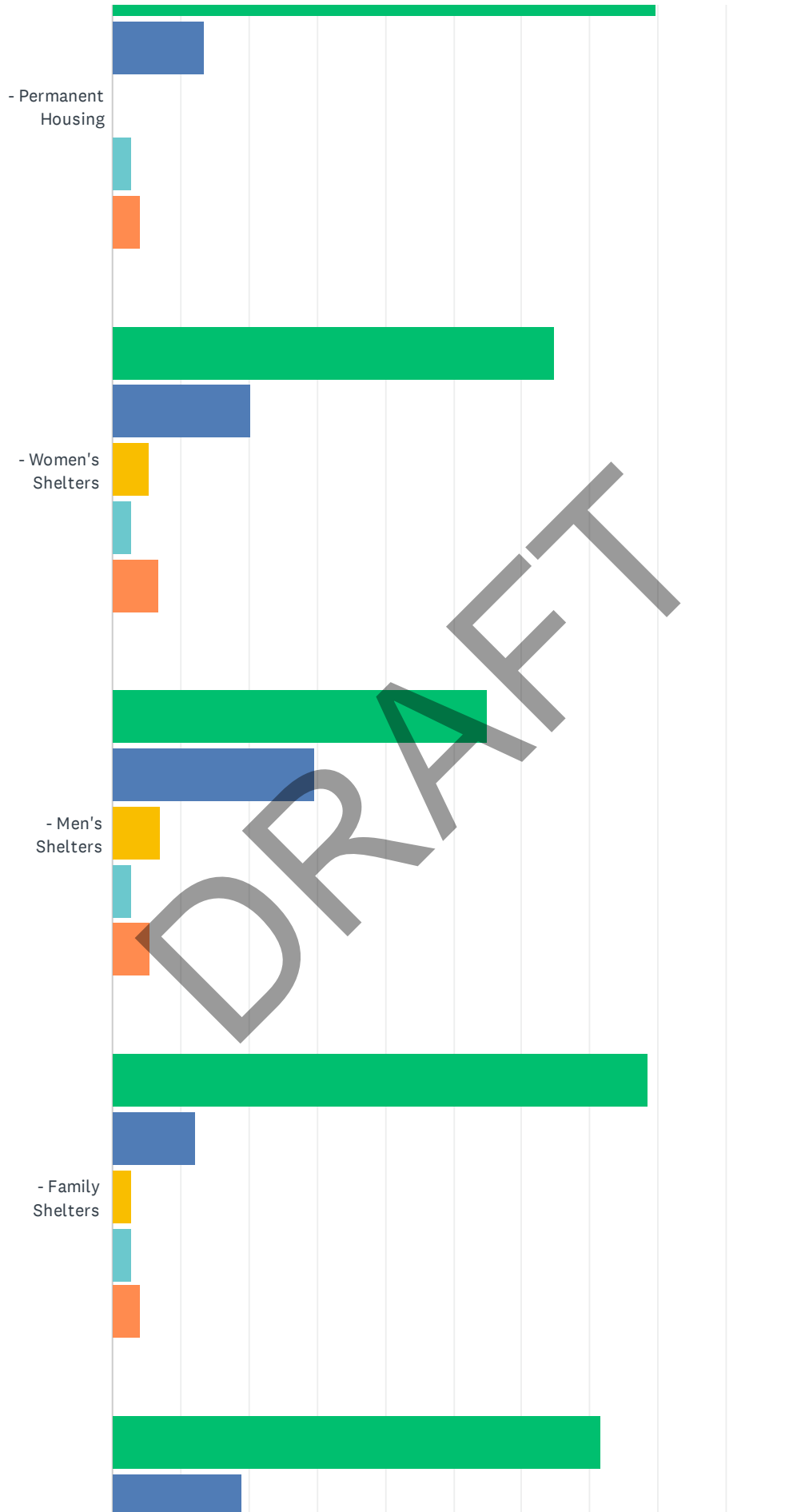


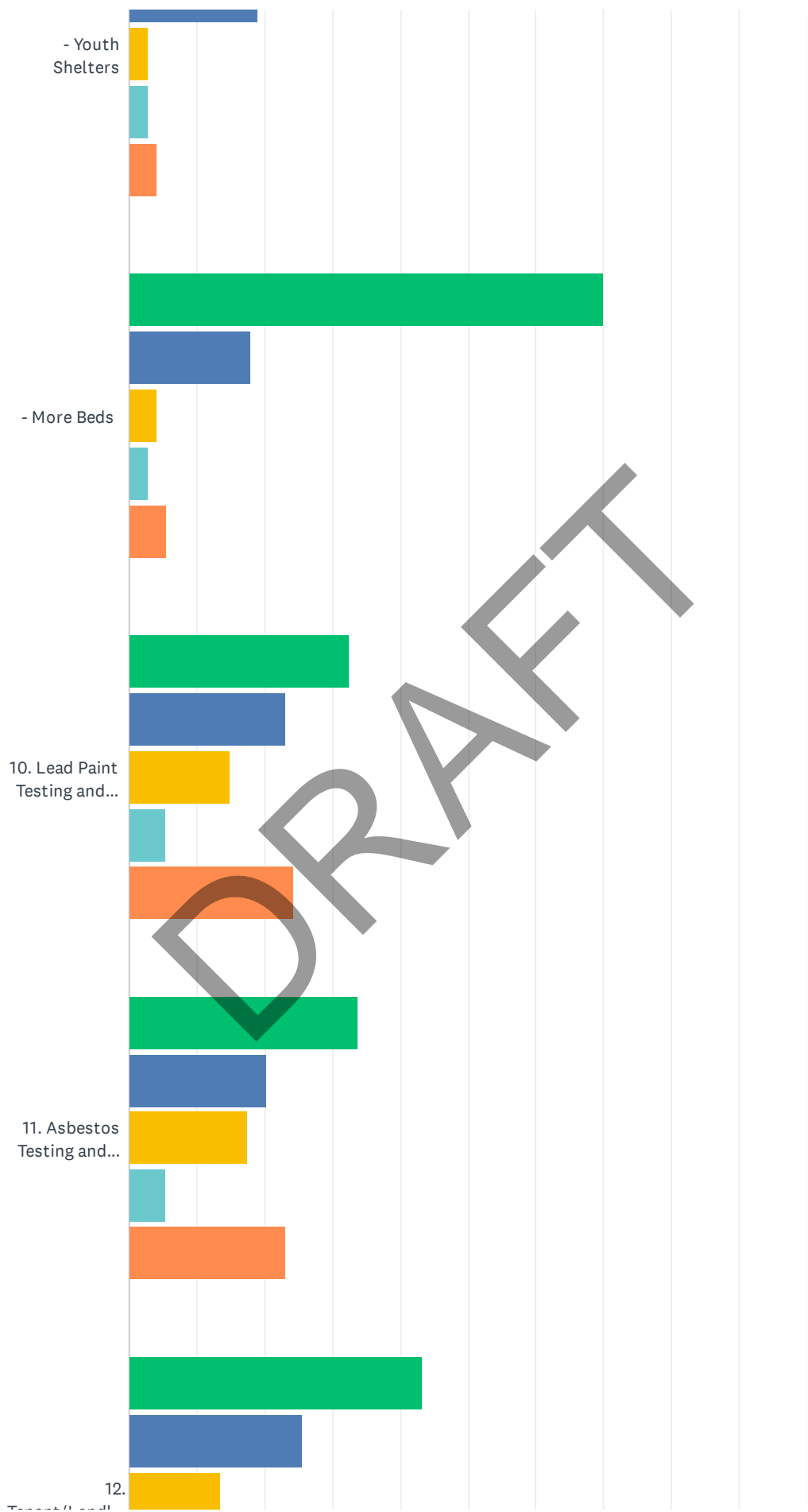


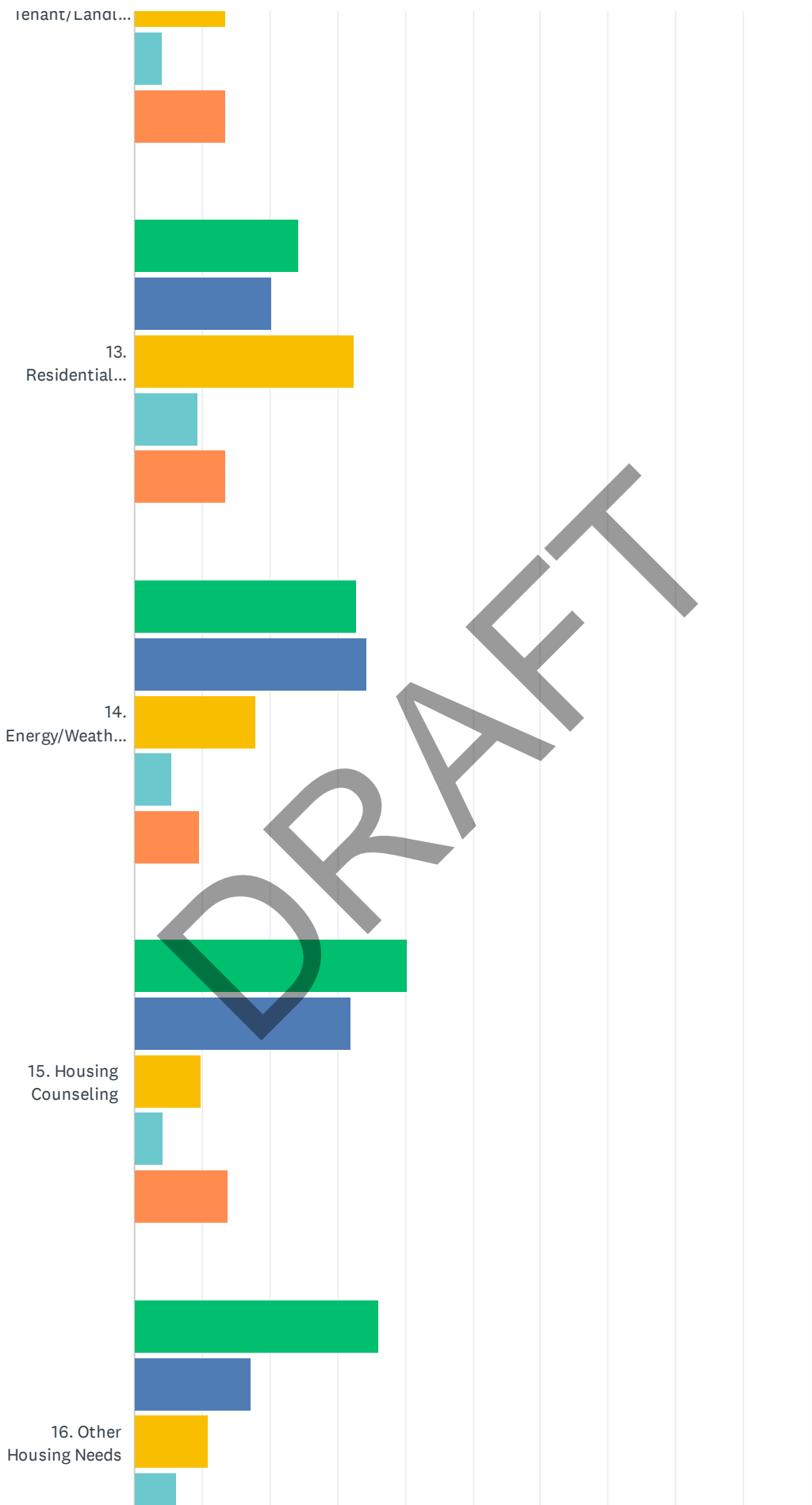




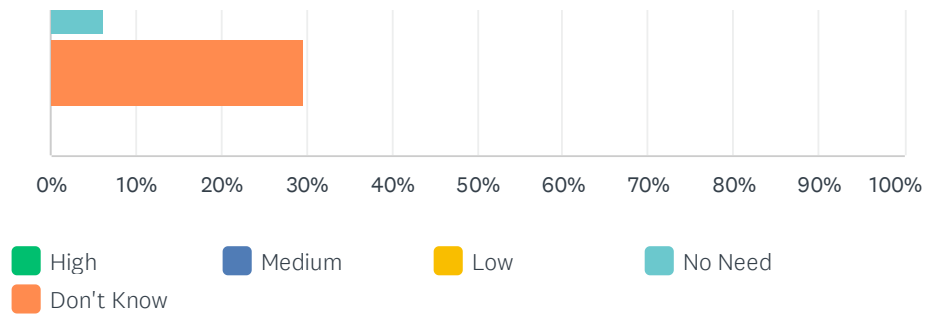








FY 2022-2026 Richland County CDBG Consolidated 5-Year Plan - Priority Needs Survey



DRAFT

FY 2022-2026 Richland County CDBG Consolidated 5-Year Plan - Priority Needs Survey

	HIGH	MEDIUM	LOW	NO NEED	DON'T KNOW	TOTAL	WEIGHTED AVERAGE
1. Repairs/Improvements to Housing	59.15% 42	26.76% 19	2.82% 2	4.23% 3	7.04% 5	71	2.52
- Owner-Occupied Homes	38.03% 27	29.58% 21	15.49% 11	5.63% 4	11.27% 8	71	2.13
- Rental Homes	52.05% 38	32.88% 24	4.11% 3	4.11% 3	6.85% 5	73	2.43
- Apartments	45.71% 32	28.57% 20	12.86% 9	4.29% 3	8.57% 6	70	2.27
2. Handicapped Accessibility	45.83% 33	33.33% 24	4.17% 3	4.17% 3	12.50% 9	72	2.38
3. Exterior Property Maintenance	39.44% 28	35.21% 25	16.90% 12	2.82% 2	5.63% 4	71	2.18
4. Assistance in Purchasing a House	54.79% 40	28.77% 21	10.96% 8	2.74% 2	2.74% 2	73	2.39
5. Mortgage Assistance	51.35% 38	29.73% 22	10.81% 8	4.05% 3	4.05% 3	74	2.34
6. Rental Assistance	64.38% 47	23.29% 17	6.85% 5	2.74% 2	2.74% 2	73	2.54
7. Construction of New Housing	43.06% 31	26.39% 19	15.28% 11	8.33% 6	6.94% 5	72	2.12
- For Sale	33.33% 23	30.43% 21	18.84% 13	8.70% 6	8.70% 6	69	1.97
- Rental	47.22% 34	18.06% 13	18.06% 13	12.50% 9	4.17% 3	72	2.04
8. Special Needs Housing	63.08% 41	24.62% 16	3.08% 2	3.08% 2	6.15% 4	65	2.57
- Elderly	66.22% 49	17.57% 13	4.05% 3	4.05% 3	8.11% 6	74	2.59
- Veterans	56.76% 42	24.32% 18	5.41% 4	4.05% 3	9.46% 7	74	2.48
- Domestic Violence	63.51% 47	22.97% 17	4.05% 3	2.70% 2	6.76% 5	74	2.58
- HIV Needs	24.32% 18	29.73% 22	18.92% 14	5.41% 4	21.62% 16	74	1.93
- Drug/Alcohol Abuse	41.89% 31	29.73% 22	6.76% 5	5.41% 4	16.22% 12	74	2.29
- Developmentally Delayed	45.95% 34	28.38% 21	4.05% 3	4.05% 3	17.57% 13	74	2.41
- Mental Illness	69.44% 50	9.72% 7	5.56% 4	2.78% 2	12.50% 9	72	2.67
9. Housing for Homeless	77.78% 56	12.50% 9	4.17% 3	2.78% 2	2.78% 2	72	2.70
- Emergency Shelters	63.51% 47	24.32% 18	5.41% 4	2.70% 2	4.05% 3	74	2.55
- Transitional Housing	72.97% 54	20.27% 15	0.00% 0	2.70% 2	4.05% 3	74	2.70

FY 2022-2026 Richland County CDBG Consolidated 5-Year Plan - Priority Needs Survey

- Supportive Services	79.45% 58	15.07% 11	0.00% 0	2.74% 2	2.74% 2	73	2.76
- Permanent Housing	79.73% 59	13.51% 10	0.00% 0	2.70% 2	4.05% 3	74	2.77
- Women's Shelters	64.86% 48	20.27% 15	5.41% 4	2.70% 2	6.76% 5	74	2.58
- Men's Shelters	54.93% 39	29.58% 21	7.04% 5	2.82% 2	5.63% 4	71	2.45
- Family Shelters	78.38% 58	12.16% 9	2.70% 2	2.70% 2	4.05% 3	74	2.73
- Youth Shelters	71.62% 53	18.92% 14	2.70% 2	2.70% 2	4.05% 3	74	2.66
- More Beds	69.86% 51	17.81% 13	4.11% 3	2.74% 2	5.48% 4	73	2.64
10. Lead Paint Testing and Abatement	32.43% 24	22.97% 17	14.86% 11	5.41% 4	24.32% 18	74	2.09
11. Asbestos Testing and Abatement	33.78% 25	20.27% 15	17.57% 13	5.41% 4	22.97% 17	74	2.07
12. Tenant/Landlord Counseling	43.24% 32	25.68% 19	13.51% 10	4.05% 3	13.51% 10	74	2.25
13. Residential Historic Preservation	24.32% 18	20.27% 15	32.43% 24	9.46% 7	13.51% 10	74	1.69
14. Energy/Weatherization Programs	32.88% 24	34.25% 25	17.81% 13	5.48% 4	9.59% 7	73	2.05
15. Housing Counseling	40.28% 29	31.94% 23	9.72% 7	4.17% 3	13.89% 10	72	2.26
16. Other Housing Needs	35.94% 23	17.19% 11	10.94% 7	6.25% 4	29.69% 19	64	2.18

#	PLEASE LIST OTHER HOUSING NEEDS	DATE
1	Targeted programs for Black and Latino families who want to purchase a home rather than rent	6/25/2022 11:11 AM
2	I think developers should have an incentive (an affordable one for the city - not a massive tax break) to build Missing Middle housing. This is typically brownstones or similar. It is the housing that is located between downtown business districts and residential areas. It is accessible and walkable to all transportation options (including transit) and goods and services. Because it is walkable, the elderly, youth, and disabled can have better access to livability, that they can't attain when they are car dependent in an urban sprawl area. Because Columbia is a massive urban sprawl problem, this housing type will fill a literal gap, and it can be achieved by incentivizing developers. It can be profitable for developers, but there are up front learning curves for developers. While not a traditional zoning type, it falls within a perfectly legal zoning type, and it can fill a housing need for many in Columbia. https://missingmiddlehousing.com/	6/14/2022 12:41 PM
3	This survey is designed in an overly broad and ambiguous way. Without the explanations for specific uses of taxpayer dollars, this survey can be used to justify things being done, or how they are done, which go against the preferences our citizens thought they were giving guidance for. This survey in its current form must not be used to make government decisions.	6/11/2022 3:05 PM
4	We get MANY calls about citizen who cannot afford their rental housing, some are seniors and even fewer are veterans. We also hear from people who are living in unsafe apartments and do not know who to contact besides the Magistrate Court for assistance.	6/10/2022 2:35 PM
5	Affordable housing is urgent. Available funds should be made available immediately to address this issue.	6/8/2022 7:33 PM

FY 2022-2026 Richland County CDBG Consolidated 5-Year Plan - Priority Needs Survey

6	I want Richland County to prioritize a long-term solution to the housing crisis that has been around for decades. Housing is a basic need that impacts every other community problem, and we need funding in a Housing Trust Fund that will make sure housing is accessible for everyone, including those making less than 50% and less than 30% of the area median income. A Housing Trust Fund will create a Richland County where our community can thrive and not remain in a cycle of unsafe and unaffordable housing. Everyone deserves to have a place they can call home.	6/7/2022 9:22 PM
7	I believe funding a Housing Trust Fund is critical to making sure safe housing is accessible for everyone.	6/5/2022 5:44 PM
8	More affordable housing	6/5/2022 1:09 PM
9	Elderly focused homeless programming	5/31/2022 3:50 PM
10	Housing for those leaving incarceration.	5/31/2022 2:15 PM
11	Utilities Assistance	5/31/2022 11:19 AM
12	Needs for low incomes housing.	5/27/2022 11:24 PM
13	Housing transitional & PERMANENT needs to be near health services, and likely job opportunities.	5/27/2022 12:24 PM
14	Affordable housing is a critical need at a 30-50% ami. While vouchers are available there are no units that accept them. The bottom line is you need housing.	5/27/2022 11:33 AM
15	Affordable Housing	5/27/2022 8:28 AM
16	Support for families with medical needs.	5/26/2022 9:13 PM
17	Not sure we need a lot more shelter housing, but its hard for people to move out of a shelter into permanent housing because the availability of AFFORDABLE housing is so limited. Maybe less "luxury student housing" and more for low-mod income and young professionals, and homeless ready to become self-sufficient.	5/26/2022 5:26 PM
18	I want Richland County to prioritize a long-term solution to the housing crisis that has been around for decades. Housing is a basic need that impacts every other community problem, and we need funding in a Housing Trust Fund that will make sure safe housing is accessible for everyone, including those in our community making less than 50% and less than 30% of the Area Median Income (AMI). A Housing Trust Fund will create a Richland County where our community can thrive and not remain in a cycle of unsafe and unaffordable housing. Everyone deserves to have a place they can call home.	5/26/2022 5:18 PM
19	Another chance programs for homebuyers	5/26/2022 4:47 PM
20	I want Richland County to prioritize a long-term solution to the housing crisis that we have had for decades. Housing/shelter is a basic need that impacts every other community problem. We NEED funding for a Housing Trust Fund that will make sure there is safe housing accessible for everyone, including those who make less than 50% and less than 30% of the Area Median Income.	5/25/2022 4:58 PM
21	I want Richland CTY to prioritize a long term solution to the housing crisis that has been with us for decades. We need to put funding into a Housing Trust Fund that will make sure safe housing is accessible for everyone, including those in our communit making less than 50% and less than 30% of the AMI.	5/25/2022 1:48 PM
22	Richland county is in a housing crisis. There are many neighborhoods with blight. In addition, there needs to be more affordable, nice housing for lower income residents. The county needs to use the ARP funds to fund an Affordable Housing Trust Fund.	5/25/2022 1:41 PM
23	Rents are high due to high property taxes landlords have to pay. State Government and USC pay no property so the tax burden falls on landlords and passed down to renters.	5/25/2022 10:55 AM
24	Please allocate 10 million of the federal COVID relief money that RC will receive to fund an AFFORDABLE HOUSING TRUST FUND to build affordable homes and so make home ownership a real possibility in our county! So many of the issues and needs on this list could be addressed at the root if you will take this one step for our collective future. Please!	5/24/2022 3:23 PM
25	1. Any tenant-based rent assistance should focus less on making landlords whole and more on	5/24/2022 10:51 AM

FY 2022-2026 Richland County CDBG Consolidated 5-Year Plan - Priority Needs Survey

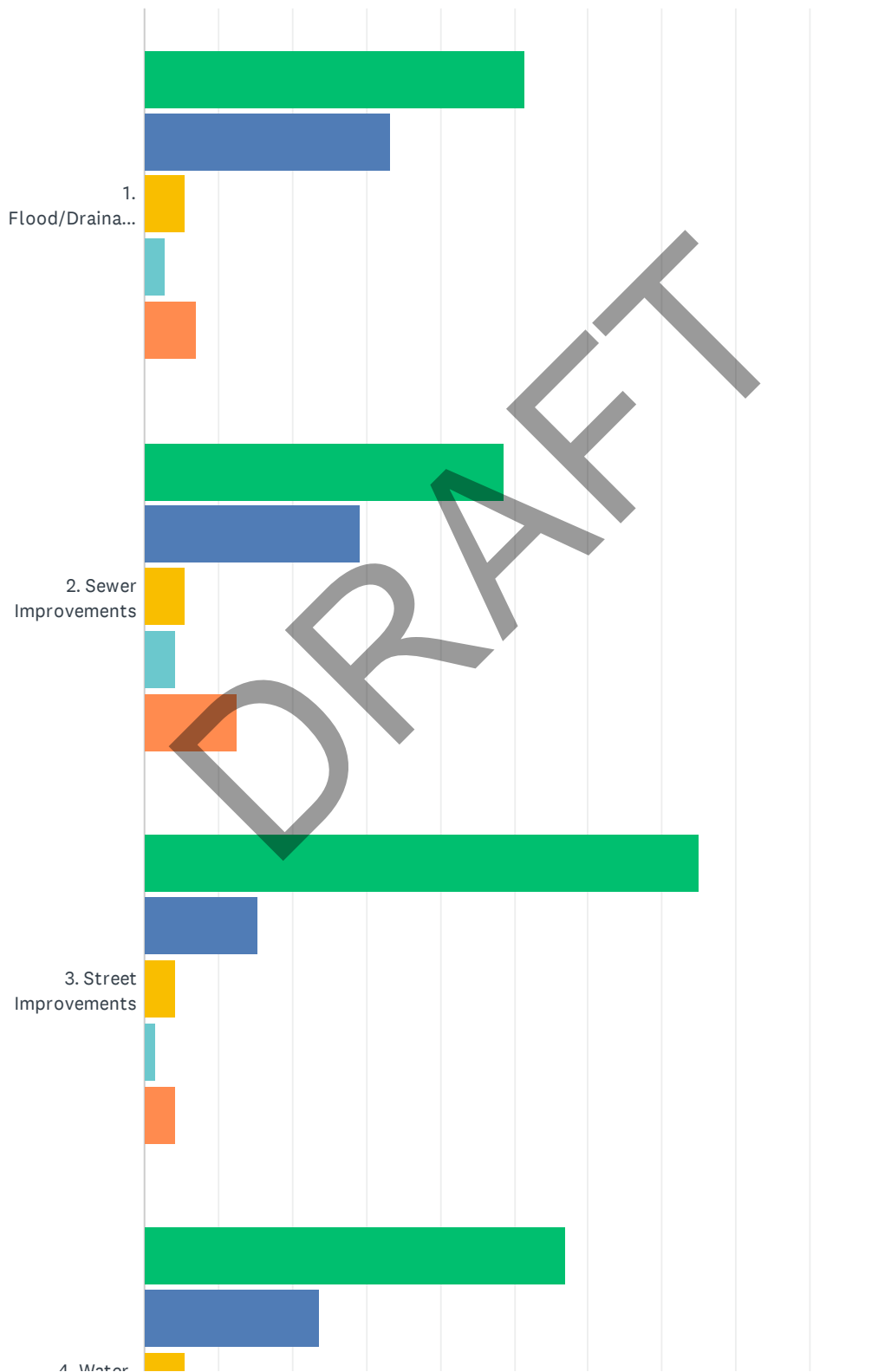
helping tenants reduce their need for charitable help. 2. Programming is needed to encourage landlords to make their properties energy efficient. Poor maintenance is costing poor tenants small fortunes for utilities.

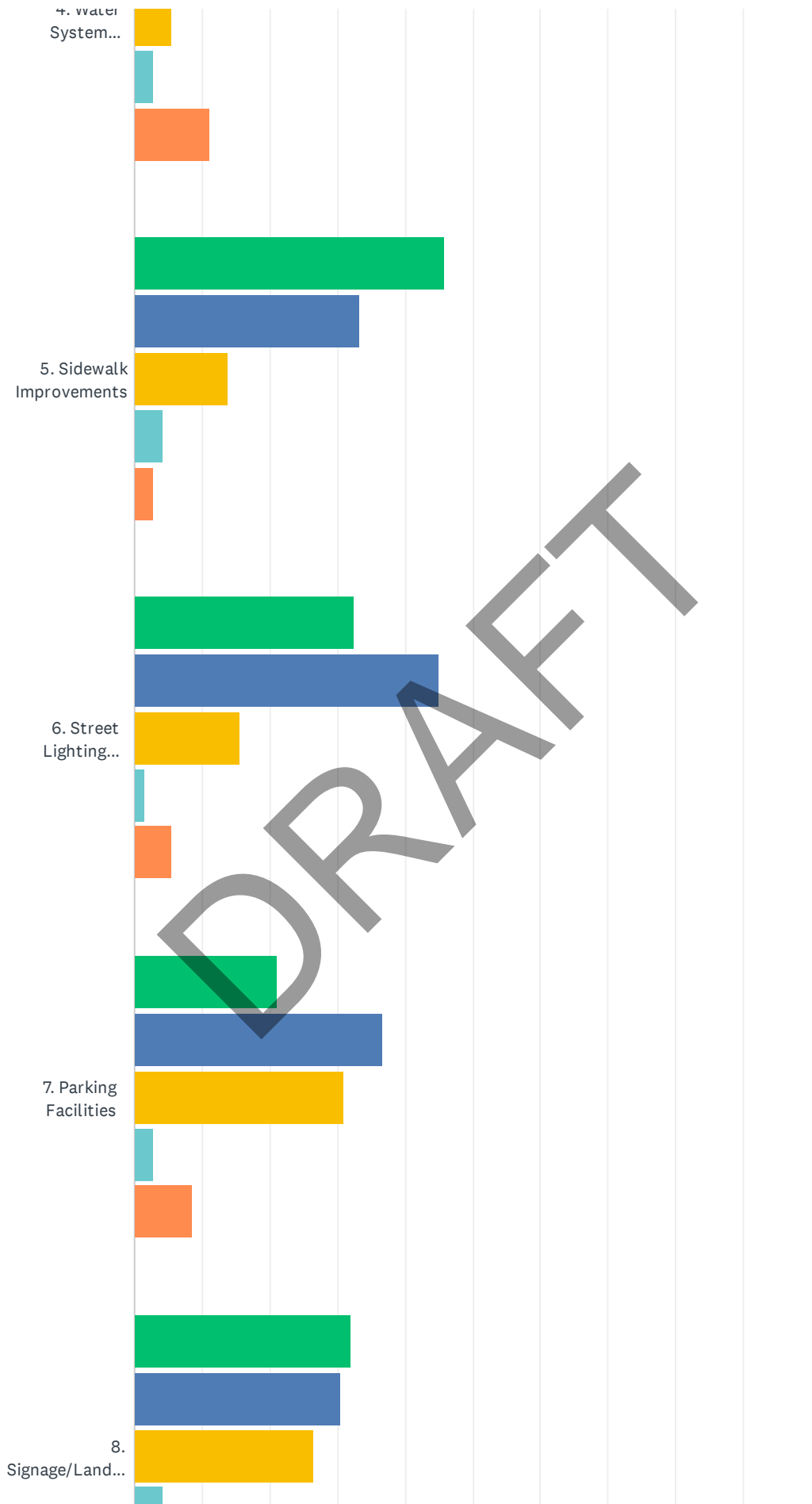
26	Assist or provide Down payment to low-income individuals and families to purchase new homes.	5/18/2022 3:55 PM
27	Affordable housing for families in areas that are safe, have transportation, and access to fresh foods. Also TRANSPORTATION!	5/16/2022 2:45 PM
28	(1) Rental Assistance (2) Advocate for a higher fee for evictions, Landlords only pay about 40 dollars to evicte- this should be higher!	5/16/2022 12:44 PM
29	Self-sufficient on-site programs	5/10/2022 6:29 PM
30	Housing for Veterans, people with disabilities, people with mental illnesses, and homeless shelters.	5/9/2022 2:00 PM

DRAFT

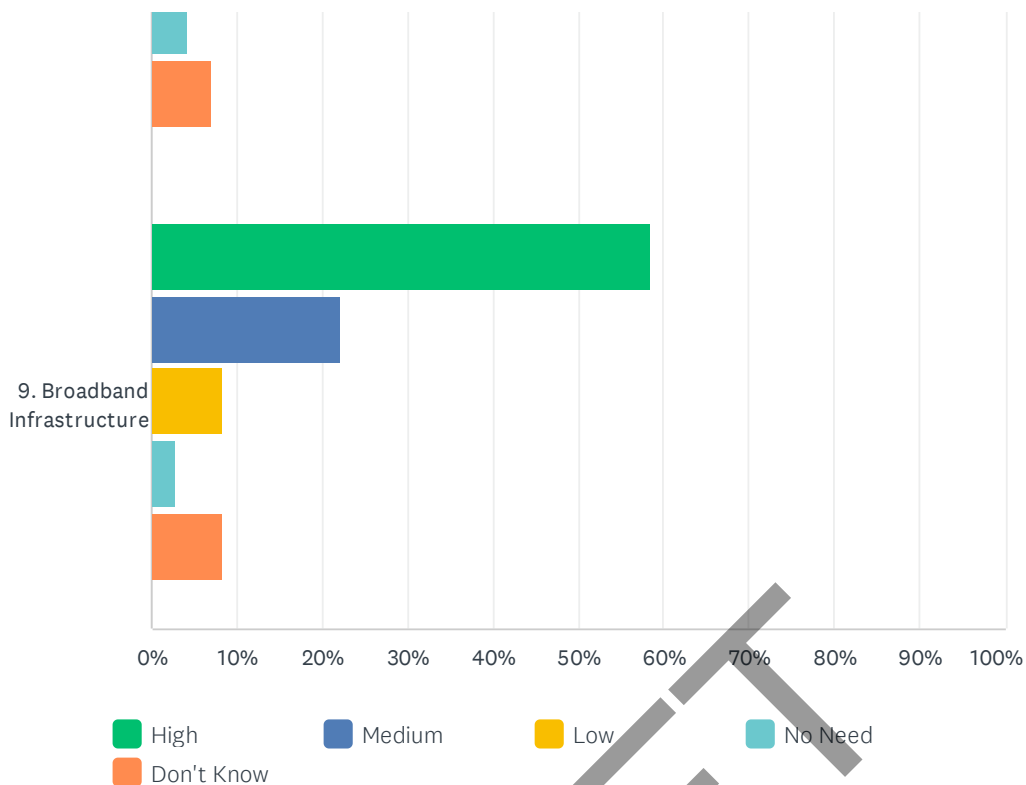
Q2 On the table below, please rate the need for new or improved programs for Public Improvements Needs in Richland County based on your experience.

Answered: 72 Skipped: 2





FY 2022-2026 Richland County CDBG Consolidated 5-Year Plan - Priority Needs Survey



	HIGH	MEDIUM	LOW	NO NEED	DON'T KNOW	TOTAL	WEIGHTED AVERAGE
1. Flood/Drainage Improvements	51.39% 37	33.33% 24	5.56% 4	2.78% 2	6.94% 5	72	2.43
2. Sewer Improvements	48.61% 35	29.17% 21	5.56% 4	4.17% 3	12.50% 9	72	2.40
3. Street Improvements	75.00% 54	15.28% 11	4.17% 3	1.39% 1	4.17% 3	72	2.71
4. Water System Improvements	56.94% 41	23.61% 17	5.56% 4	2.78% 2	11.11% 8	72	2.52
5. Sidewalk Improvements	45.83% 33	33.33% 24	13.89% 10	4.17% 3	2.78% 2	72	2.24
6. Street Lighting Improvements	32.39% 23	45.07% 32	15.49% 11	1.41% 1	5.63% 4	71	2.15
7. Parking Facilities	21.13% 15	36.62% 26	30.99% 22	2.82% 2	8.45% 6	71	1.83
8. Signage/Landscaping Improvements	31.94% 23	30.56% 22	26.39% 19	4.17% 3	6.94% 5	72	1.97
9. Broadband Infrastructure	58.33% 42	22.22% 16	8.33% 6	2.78% 2	8.33% 6	72	2.48

#	LIST SPECIFIC PROBLEM AREAS	DATE
1	Parking requirements should be removed, making room for infill development that can shorten travel distances, increase mobility, and improve overall accessibility, transportation options, and livability.	6/14/2022 12:41 PM
2	This survey is designed in an overly broad and ambiguous way. Without the explanations for specific uses of taxpayer dollars, this survey can be used to justify things being done, or how	6/11/2022 3:05 PM

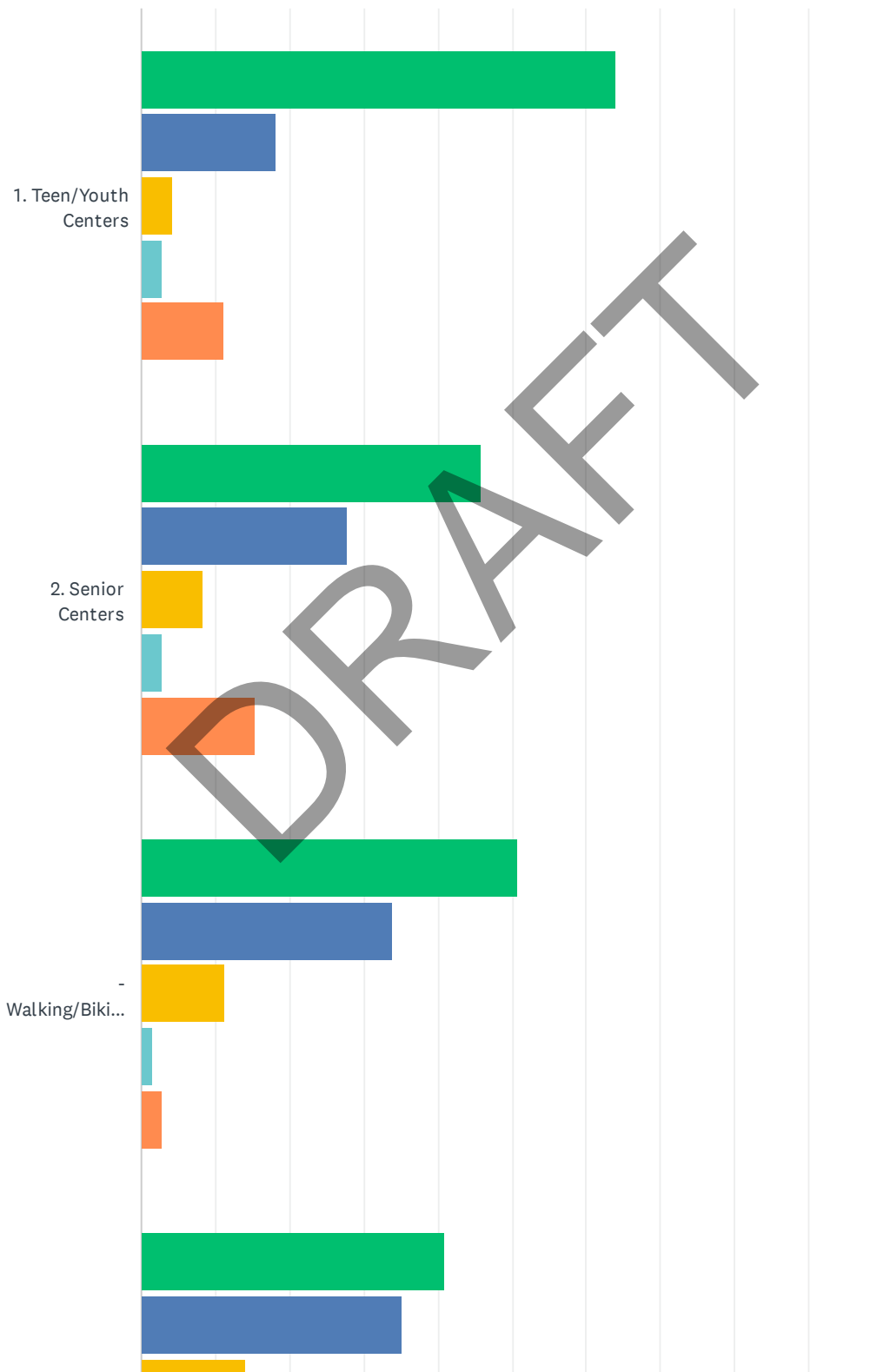
FY 2022-2026 Richland County CDBG Consolidated 5-Year Plan - Priority Needs Survey

they are done, which go against the preferences our citizens thought they were giving guidance for. This survey in its current form must not be used to make government decisions.

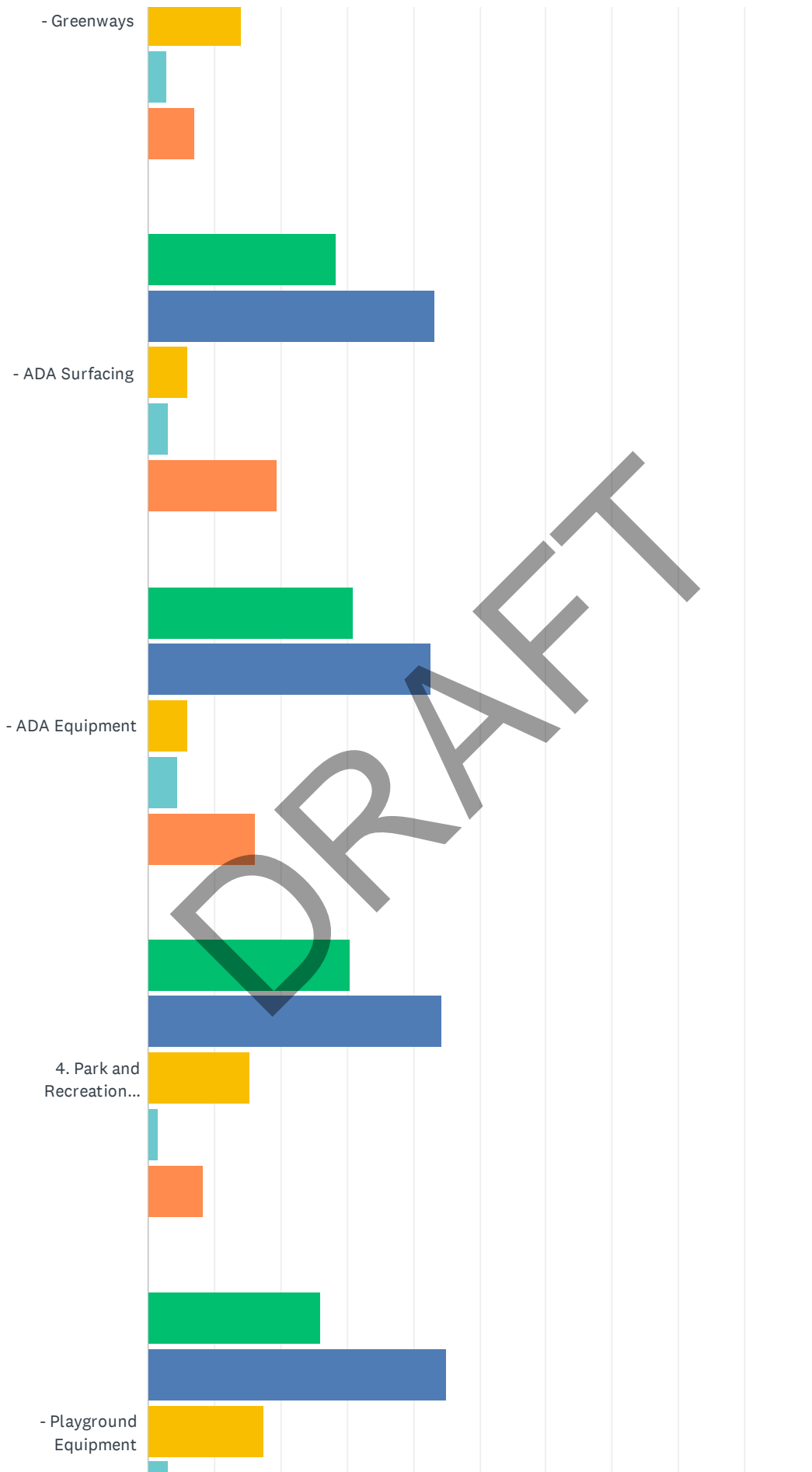
3	The major streets in Richland County, mostly state maintained roads, should have beautification projects to discourage dumping and littering. Problem areas seem to be Garners Ferry Rd, Kelly Mill Rd, Hard Scrabble Rd.	6/10/2022 2:35 PM
4	Insure school safety.	6/8/2022 7:33 PM
5	Sanitary sewage overflows and broadband services for underserved areas.	6/7/2022 9:22 PM
6	personally, my household has experienced deteriorating infrastructure in sewer and water. A community that is walkable and safe is critical to transportation and lifestyle. There is no part of Richland County that can justify not having access to broadband.	5/27/2022 2:29 PM
7	infrastructure has to be in place for housing development	5/27/2022 11:33 AM
8	Where I live, flood drainage is an issue. Water system improvements as well, there was just a broken water main in my area last week. Landscaping - for some reason the trees around the exits in some places were clear cut/cut down, and there is nothing there... need to plant new trees or do something instead of leaving it bare, which will cause run off and flooding problems.	5/25/2022 4:58 PM
9	Again, our county is in a crisis. There are so many areas like Decker, Broad River, etc. that are run down and unmaintained. For example, realtors like Kahn have been allowed to let big trucks park in the old Olive Garden on Decker. It's terrible to look at and brings down property values, not to mention community spirit. There there a holes in the roads and trash everywhere. I am considering moving out of Richland county for these reasons.	5/25/2022 1:41 PM
10	Please partner with the Gills Creek Waterway to accomplish plans that will not only mitigate storm water and address flooding, but will also make our community more ecologically sound, beautiful and good for everyone.	5/24/2022 3:23 PM
11	Crumbling and poorly marked street pavement Trash/Litter/Garbage in street medians, along roadsides/sidewalks, and in yards Faded, sagging, signs on businesses both operating and abandoned Billboards and graffiti	5/24/2022 10:51 AM
12	Bike lanes needed!!	5/23/2022 11:30 AM
13	Wifi for everyone	5/15/2022 7:51 PM
14	Areas around schools with no sidewalks with kids walking in the street	5/13/2022 12:57 PM
15	Access to broadband and improving our neighborhoods, so we can walk and our kids can safely ride their bikes! There are no sidewalks or street closures so kids can play. There are not enough green spaces for them to run around, so they run in the streets!	5/11/2022 5:08 PM
16	Solar panels programs	5/10/2022 6:29 PM
17	We need more sidewalks in residential areas and better broadband infrastructure. The current one is unreliable. The landscaping outside of the county administration building is disgraceful!	5/10/2022 9:27 AM
18	Street lights need hoods so power and light is not wasted.	5/7/2022 5:45 PM

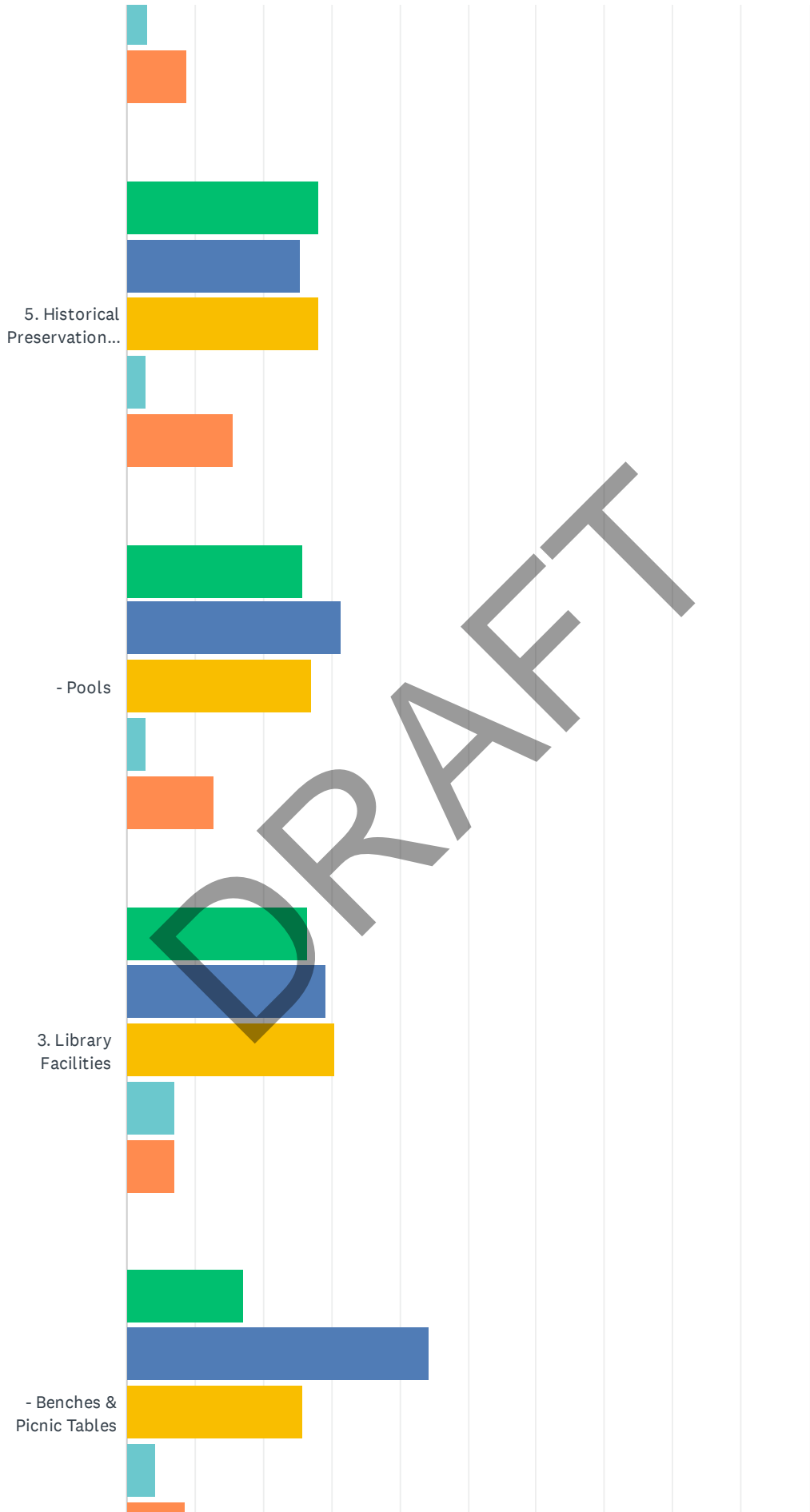
Q3 On the table below, please rate the need for new or improved programs for Public Facilities in Richland County based on your experience.

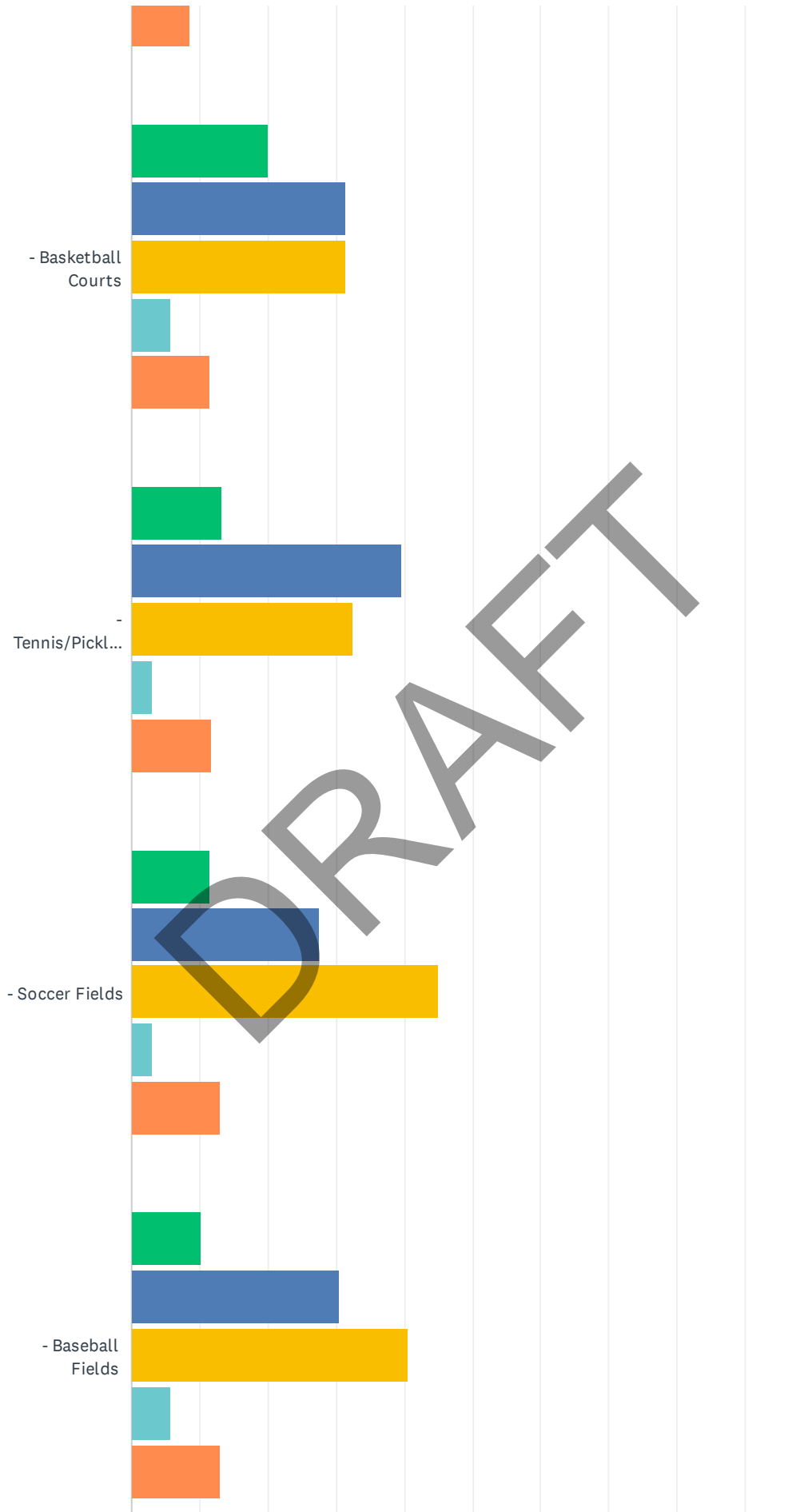
Answered: 73 Skipped: 1

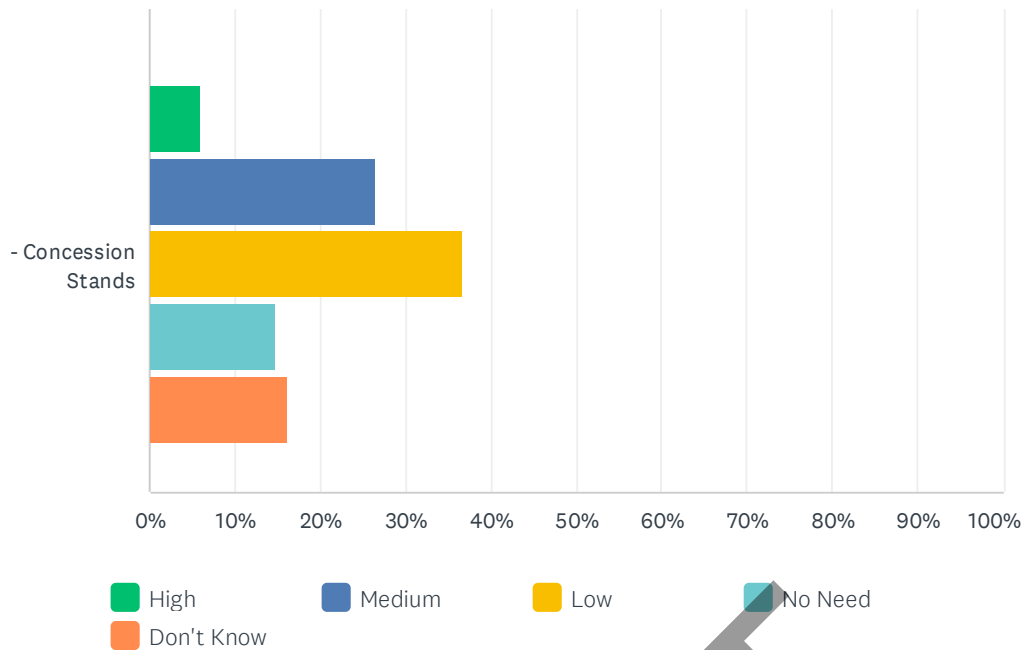


FY 2022-2026 Richland County CDBG Consolidated 5-Year Plan - Priority Needs Survey









DRAFT

FY 2022-2026 Richland County CDBG Consolidated 5-Year Plan - Priority Needs Survey

	HIGH	MEDIUM	LOW	NO NEED	DON'T KNOW	TOTAL	WEIGHTED AVERAGE
1. Teen/Youth Centers	63.89% 46	18.06% 13	4.17% 3	2.78% 2	11.11% 8	72	2.61
2. Senior Centers	45.83% 33	27.78% 20	8.33% 6	2.78% 2	15.28% 11	72	2.38
- Walking/Biking Trails	50.70% 36	33.80% 24	11.27% 8	1.41% 1	2.82% 2	71	2.38
- Greenways	40.85% 29	35.21% 25	14.08% 10	2.82% 2	7.04% 5	71	2.23
- ADA Surfacing	28.36% 19	43.28% 29	5.97% 4	2.99% 2	19.40% 13	67	2.20
- ADA Equipment	30.88% 21	42.65% 29	5.88% 4	4.41% 3	16.18% 11	68	2.19
4. Park and Recreation Facilities	30.56% 22	44.44% 32	15.28% 11	1.39% 1	8.33% 6	72	2.14
- Playground Equipment	26.09% 18	44.93% 31	17.39% 12	2.90% 2	8.70% 6	69	2.03
5. Historical Preservation of Facilities	28.17% 20	25.35% 18	28.17% 20	2.82% 2	15.49% 11	71	1.93
- Pools	25.71% 18	31.43% 22	27.14% 19	2.86% 2	12.86% 9	70	1.92
3. Library Facilities	26.39% 19	29.17% 21	30.56% 22	6.94% 5	6.94% 5	72	1.81
- Benches & Picnic Tables	17.14% 12	44.29% 31	25.71% 18	4.29% 3	8.57% 6	70	1.81
- Basketball Courts	20.00% 14	31.43% 22	31.43% 22	5.71% 4	11.43% 8	70	1.74
- Tennis/Pickleball Courts	13.24% 9	39.71% 27	32.35% 22	2.94% 2	11.76% 8	68	1.72
- Soccer Fields	11.59% 8	27.54% 19	44.93% 31	2.90% 2	13.04% 9	69	1.55
- Baseball Fields	10.14% 7	30.43% 21	40.58% 28	5.80% 4	13.04% 9	69	1.52
- Concession Stands	5.88% 4	26.47% 18	36.76% 25	14.71% 10	16.18% 11	68	1.28

#	PLEASE LIST OTHER PUBLIC FACILITIES THAT SHOULD BE ADDED OR IMPROVED	DATE
1	We need more sidewalks, and these should be invested in areas of greatest need. One example is Bluff Road, because it is a transit corridor and has a long history of injuries and fatalities of pedestrians. Other examples are widely known by City and County planners, as they have full access to the data. Because SCDOT just adopted a state Complete Streets policy, County planners can access dozens of sources of state and federal public funding for pedestrian and bike facilities by getting their Pedestrian and Bike Plans incorporated into the Central Midlands COG's Long Range Transportation Plan. See page 3 of this link, for all funding sources including county allocation of gas tax (Richland CTC), controlled by our legislative delegation: http://info2.scdot.org/SCDOTPress/PublishingImages/DD%2028%20Complete%20Streets.pdf	6/14/2022 12:41 PM
2	This survey is designed in an overly broad and ambiguous way. Without the explanations for specific uses of taxpayer dollars, this survey can be used to justify things being done, or how	6/11/2022 3:05 PM

FY 2022-2026 Richland County CDBG Consolidated 5-Year Plan - Priority Needs Survey

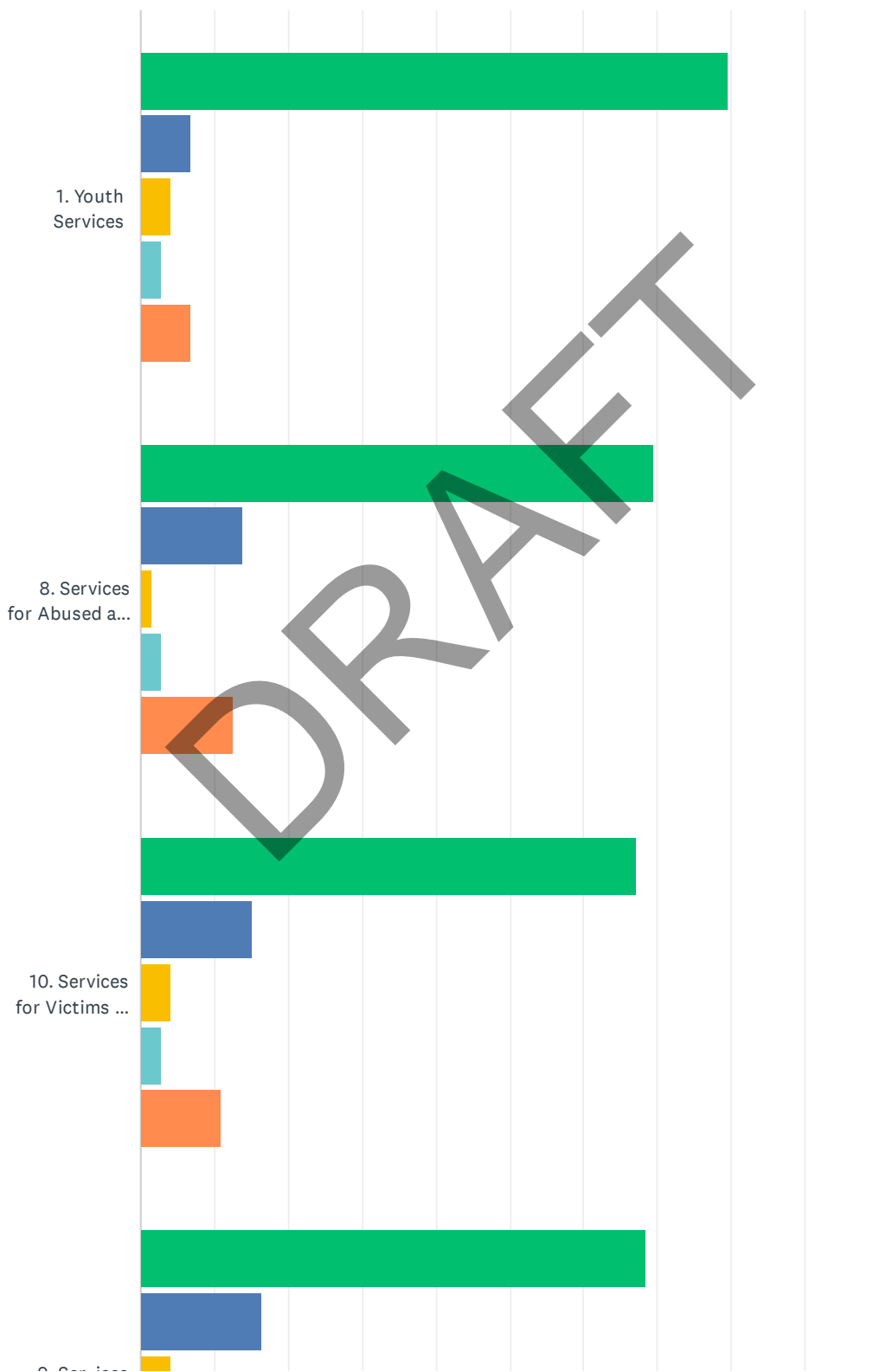
they are done, which go against the preferences our citizens thought they were giving guidance for. This survey in its current form must not be used to make government decisions.

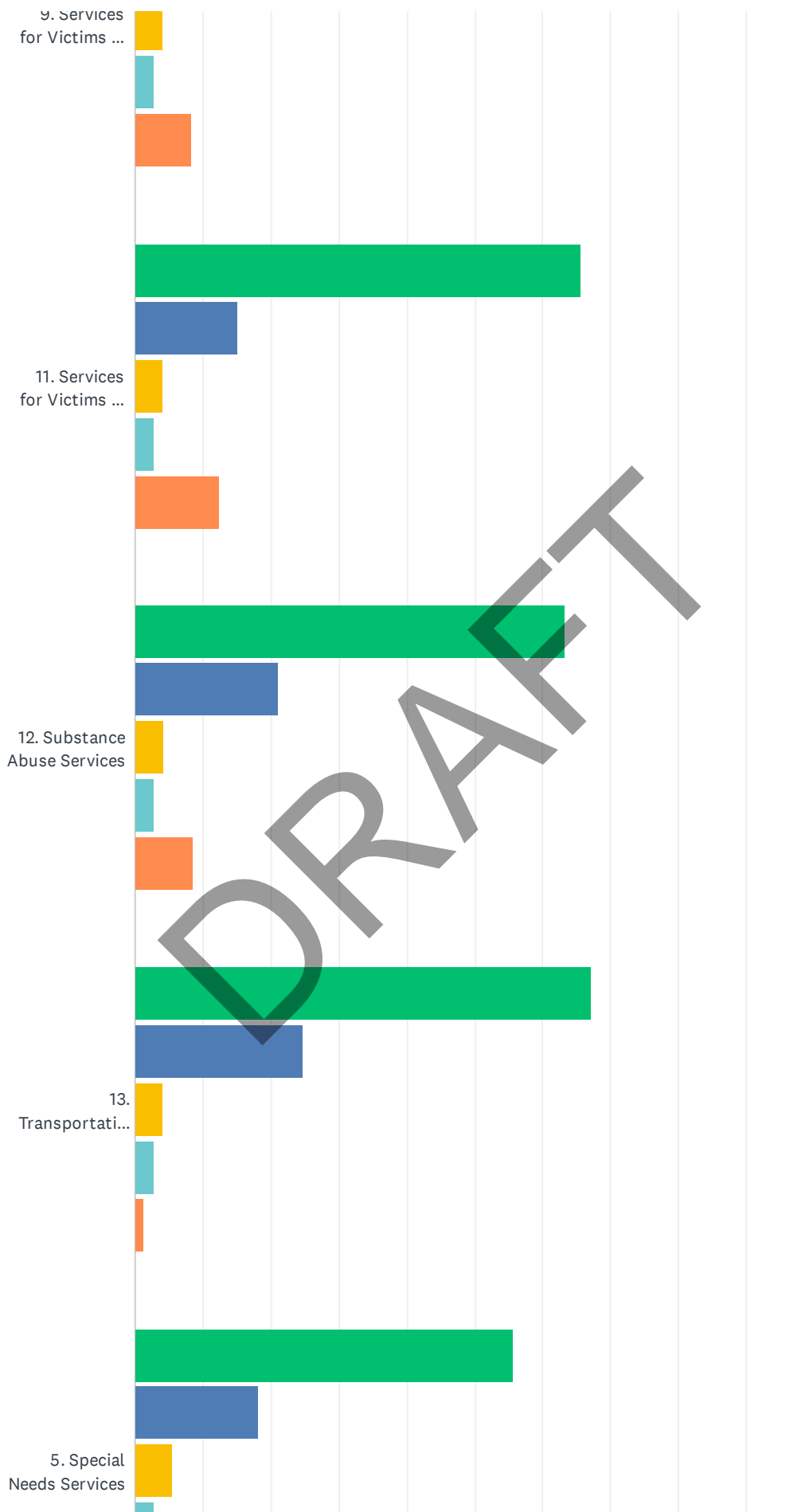
3	Rock climbing! More activities for youth. More organizations for seniors so they can have contact with the community.	6/10/2022 2:35 PM
4	More senior-friendly and senior-focused facilities	5/31/2022 3:50 PM
5	Air conditioned facilities that offer opportunities for social connections like group activities, chess, card games, etc.	5/31/2022 2:15 PM
6	Anything to get people outdoors in safe places to be active is good for personal health and community health. COVID especially caused much isolation and too much technology.	5/27/2022 2:29 PM
7	Look at Dallas, TX. They created outdoor park space that includes a dog park, platforms for outdoor yoga and dance classes surrounded by restaurants, food trucks, etc. in downtown. So cool.	5/26/2022 5:26 PM
8	We need to continue to improve and maintain what we have, and expand our green ways.	5/25/2022 4:58 PM
9	Just cleaning up trash on the roads and sidewalks would be a good start. And, making home owners keep a certain standard of maintenance on their properties. There are several homes in my neighborhood that have vines growing up them and look abandoned. And also some that have had big storage moving boxes in the front yards for years. Why are people allowed to have blight to that level?	5/25/2022 1:41 PM
10	Making our community more pedestrian and bike friendly would go a LONG way to enhancing communities and addressing both safety and physical activity needs.	5/24/2022 3:23 PM
11	Volley ball courts, walking tracks, community swimming pools	5/18/2022 3:55 PM
12	Multipurpose use of community centers for all ages.	5/11/2022 5:08 PM

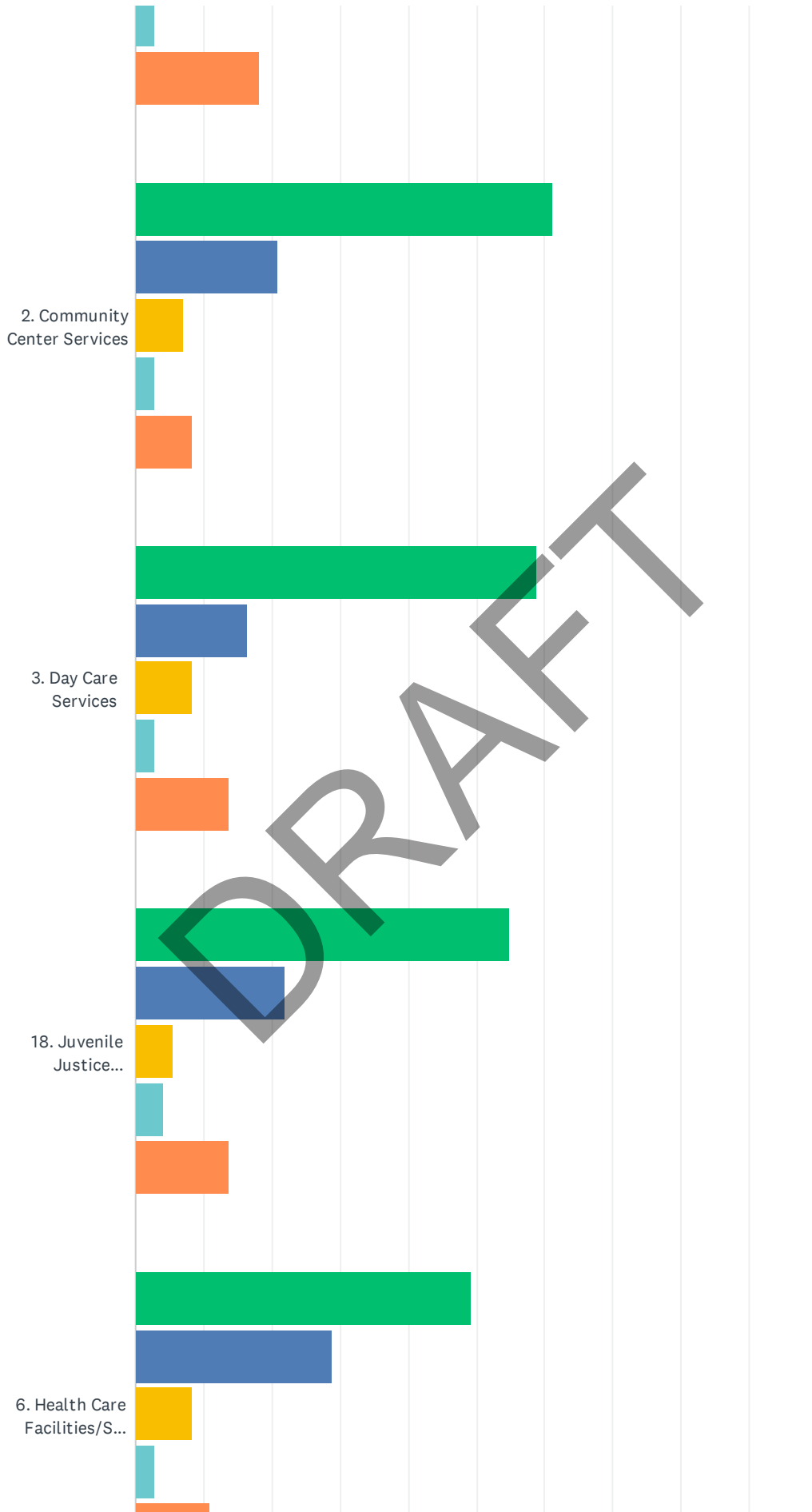
DRAFT

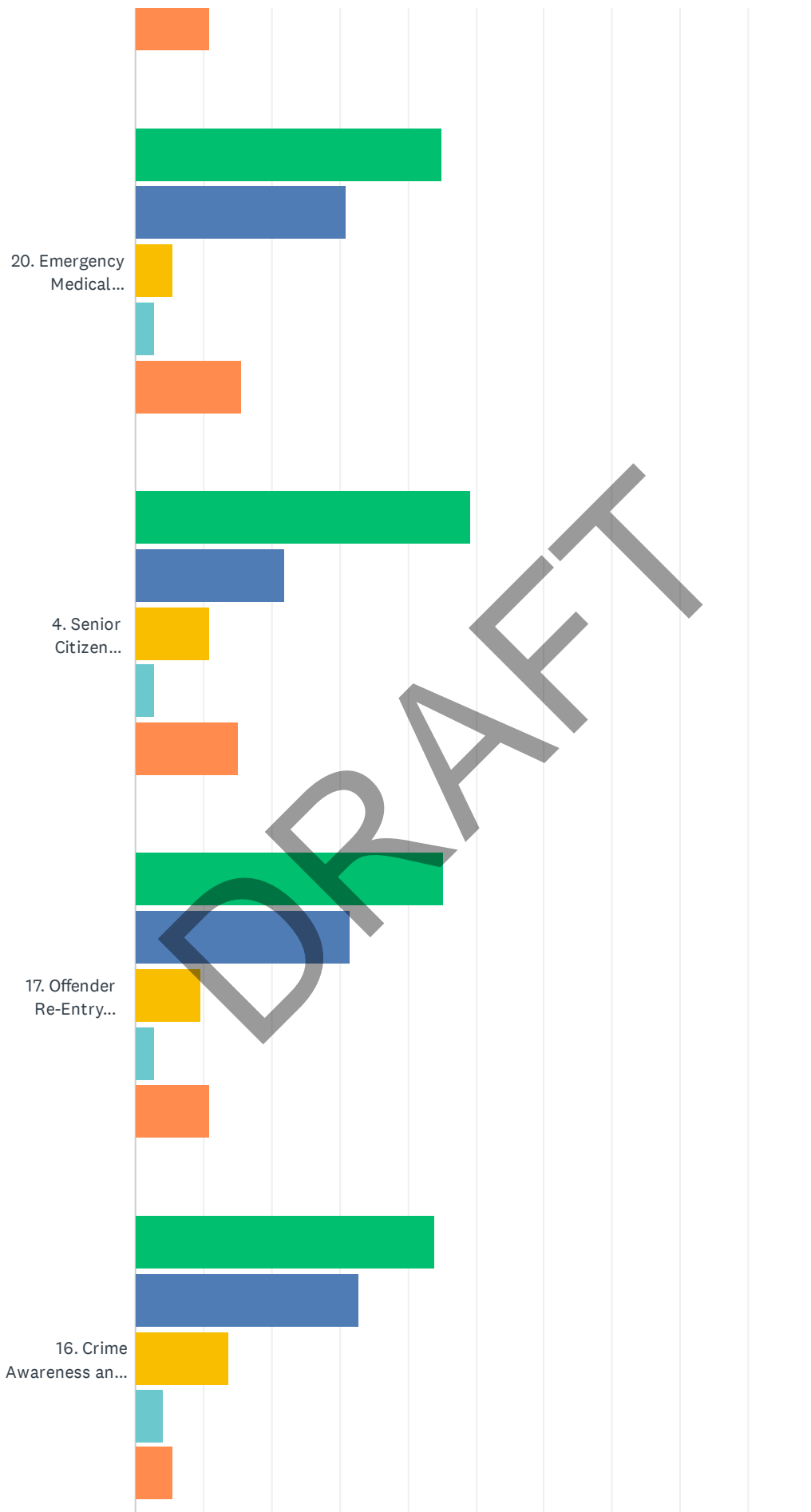
Q4 On the table below, please rate the need for new or improved Public Safety and Community Service programs in Richland County based on your experience.

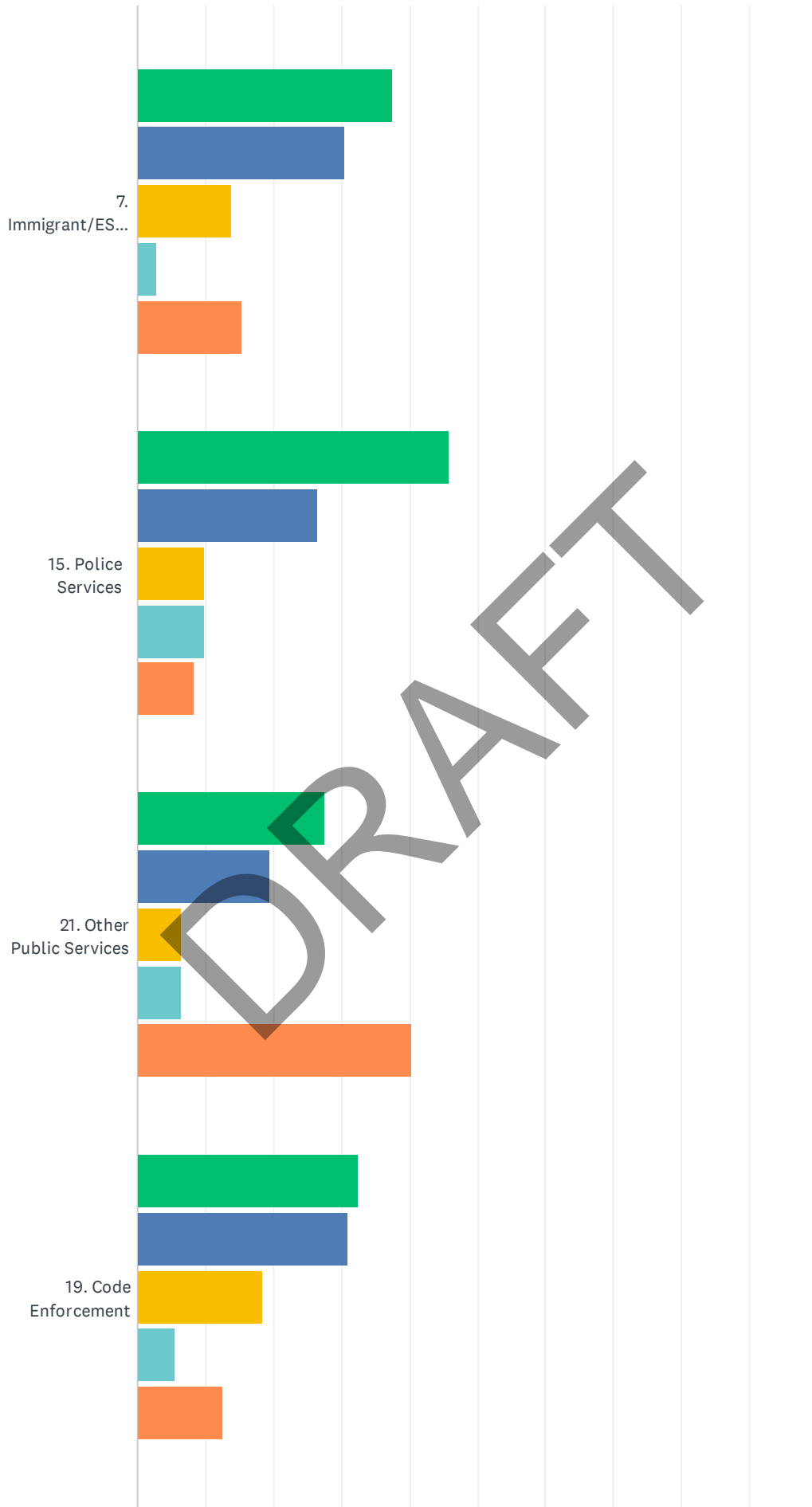
Answered: 73 Skipped: 1

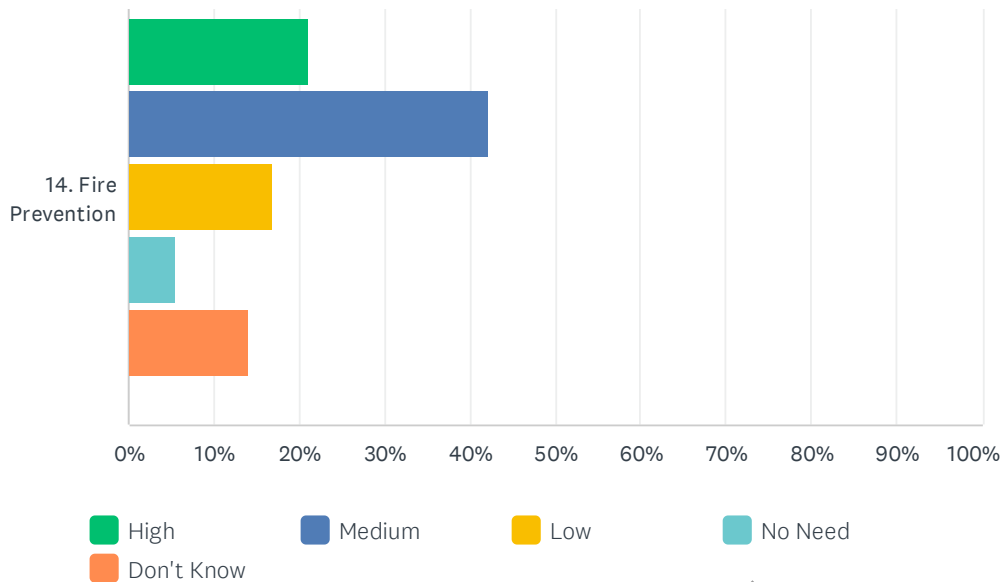












DRAFT

FY 2022-2026 Richland County CDBG Consolidated 5-Year Plan - Priority Needs Survey

	HIGH	MEDIUM	LOW	NO NEED	DON'T KNOW	TOTAL	WEIGHTED AVERAGE
1. Youth Services	79.45% 58	6.85% 5	4.11% 3	2.74% 2	6.85% 5	73	2.75
8. Services for Abused and Neglected Children	69.44% 50	13.89% 10	1.39% 1	2.78% 2	12.50% 9	72	2.71
10. Services for Victims of Sexual Assault	67.12% 49	15.07% 11	4.11% 3	2.74% 2	10.96% 8	73	2.65
9. Services for Victims of Domestic Violence	68.49% 50	16.44% 12	4.11% 3	2.74% 2	8.22% 6	73	2.64
11. Services for Victims of Human Trafficking	65.75% 48	15.07% 11	4.11% 3	2.74% 2	12.33% 9	73	2.64
12. Substance Abuse Services	63.38% 45	21.13% 15	4.23% 3	2.82% 2	8.45% 6	71	2.58
13. Transportation Services	67.12% 49	24.66% 18	4.11% 3	2.74% 2	1.37% 1	73	2.58
5. Special Needs Services	55.56% 40	18.06% 13	5.56% 4	2.78% 2	18.06% 13	72	2.54
2. Community Center Services	61.11% 44	20.83% 15	6.94% 5	2.78% 2	8.33% 6	72	2.53
3. Day Care Services	58.90% 43	16.44% 12	8.22% 6	2.74% 2	13.70% 10	73	2.52
18. Juvenile Justice Programs	54.79% 40	21.92% 16	5.48% 4	4.11% 3	13.70% 10	73	2.48
6. Health Care Facilities/Services (Dental Clinics, Urgent Care Clinics, Eye Clinics, etc.)	49.32% 36	28.77% 21	8.22% 6	2.74% 2	10.96% 8	73	2.40
20. Emergency Medical Services	45.07% 32	30.99% 22	5.63% 4	2.82% 2	15.49% 11	71	2.40
4. Senior Citizen Services	49.32% 36	21.92% 16	10.96% 8	2.74% 2	15.07% 11	73	2.39
17. Offender Re-Entry Programs	45.21% 33	31.51% 23	9.59% 7	2.74% 2	10.96% 8	73	2.34
16. Crime Awareness and Prevention	43.84% 32	32.88% 24	13.70% 10	4.11% 3	5.48% 4	73	2.23
7. Immigrant/ESL Services	37.50% 27	30.56% 22	13.89% 10	2.78% 2	15.28% 11	72	2.21
15. Police Services	45.83% 33	26.39% 19	9.72% 7	9.72% 7	8.33% 6	72	2.18
21. Other Public Services	27.42% 17	19.35% 12	6.45% 4	6.45% 4	40.32% 25	62	2.14
19. Code Enforcement	32.39% 23	30.99% 22	18.31% 13	5.63% 4	12.68% 9	71	2.03
14. Fire Prevention	21.13% 15	42.25% 30	16.90% 12	5.63% 4	14.08% 10	71	1.92

#	LIST SPECIFIC PROBLEM AREAS	DATE
1	This survey is designed in an overly broad and ambiguous way. Without the explanations for specific uses of taxpayer dollars, this survey can be used to justify things being done, or how	6/11/2022 3:05 PM

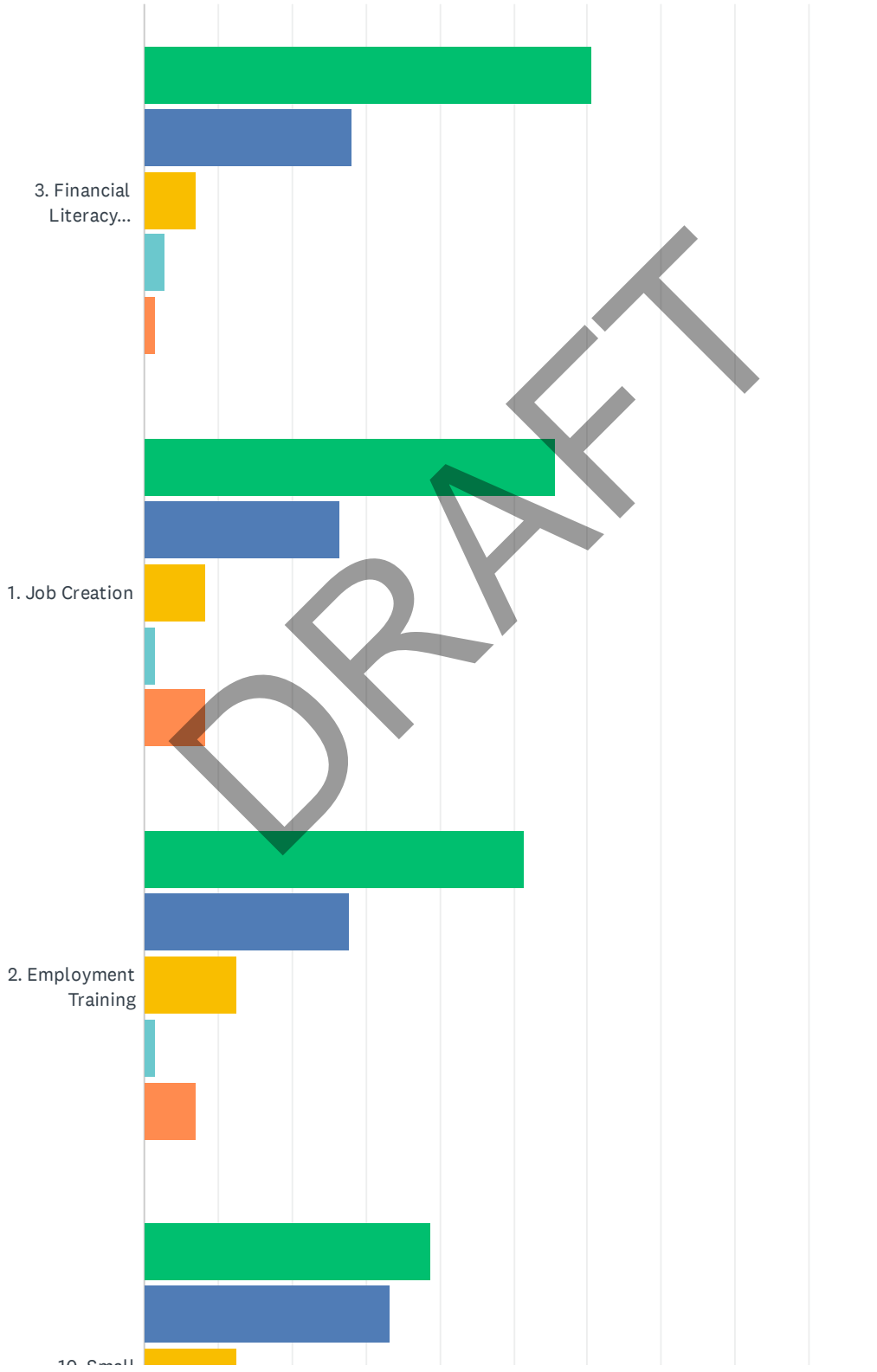
FY 2022-2026 Richland County CDBG Consolidated 5-Year Plan - Priority Needs Survey

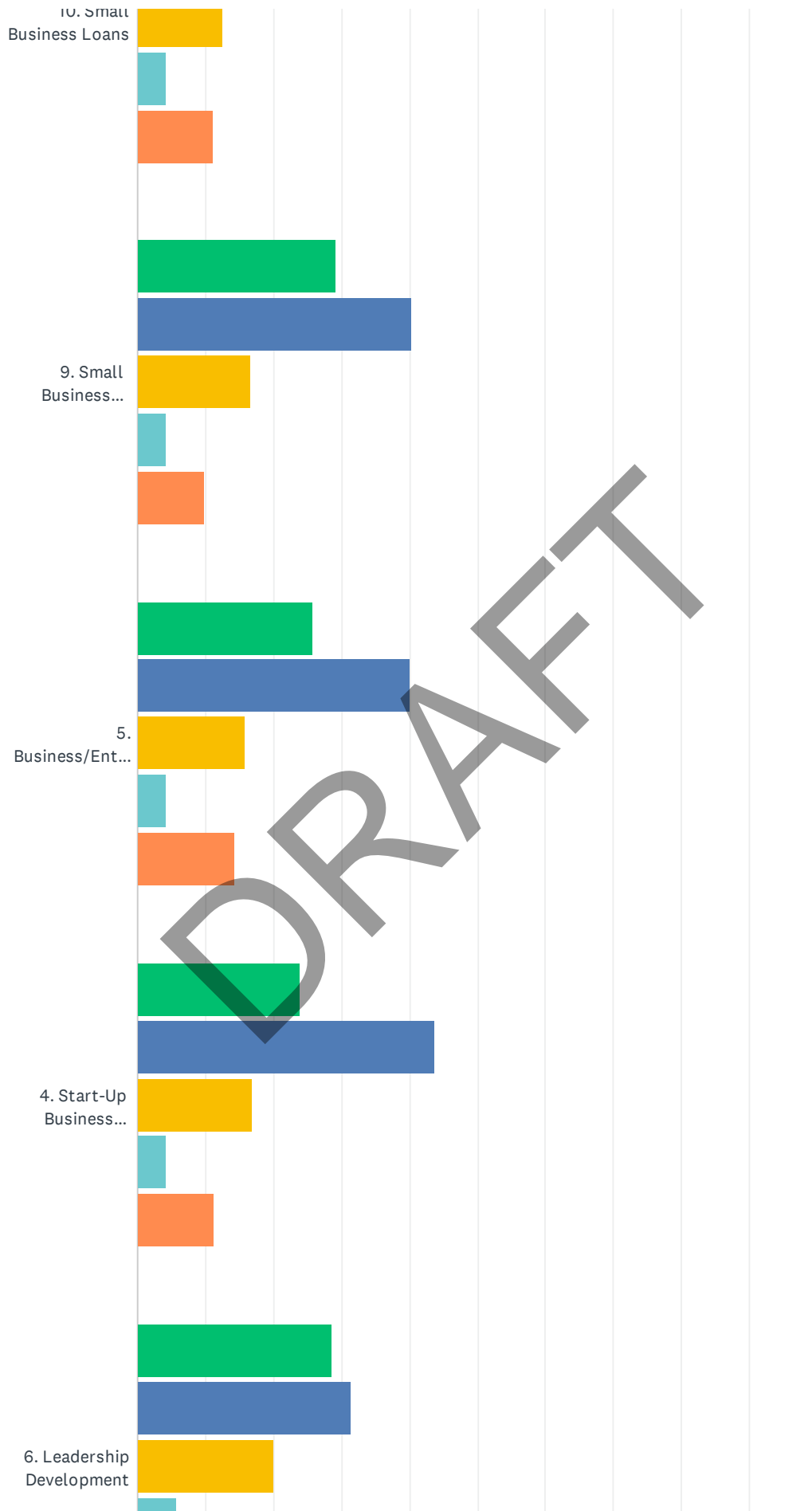
they are done, which go against the preferences our citizens thought they were giving guidance for. This survey in its current form must not be used to make government decisions.

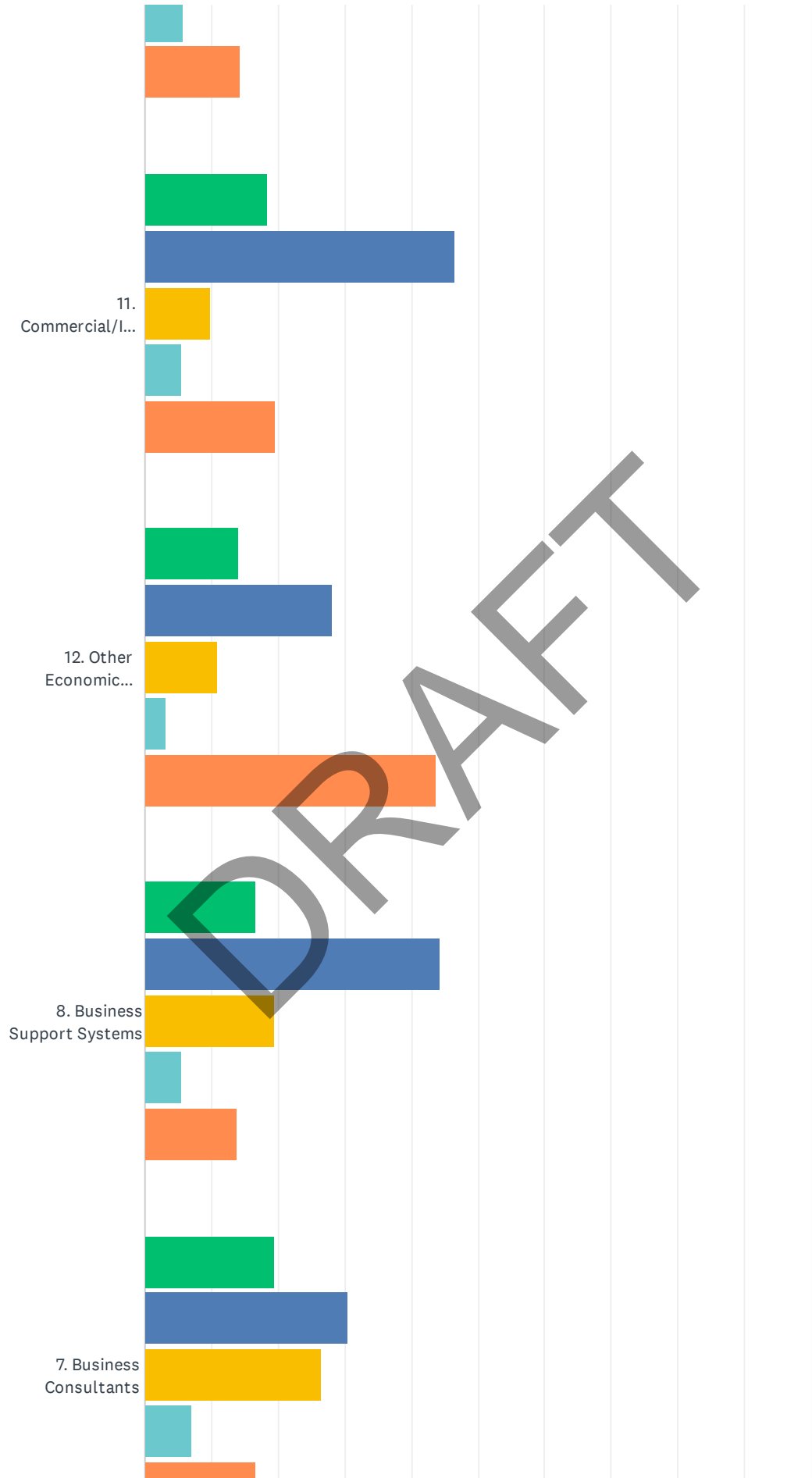
2	Dental care	6/10/2022 2:35 PM
3	Police and deputies certified in Crisis Intervention Training. Exploring other avenues for addressing gun violence.	6/7/2022 9:22 PM
4	Need improved services for the homeless, especially those with mental illness.	5/31/2022 2:15 PM
5	Columbia is in Richland County and the state's capitol. We need a vibrant economy that is low on crime, high on education, takes care of veterans and those who need assistance, and has a viable work force with equitable pay available.	5/27/2022 2:29 PM
6	mental health is the biggest issue....it is reflected in crime stats, homelessness stats, etc. We dont need lots of youth centers....we need to encourage families/two parent households. We need to tie benefits to positive behaviors that we want to reward and encourage. We also need more focus and advocacy of non-4-year-college job and career options.	5/26/2022 5:26 PM
7	Code enforcement	5/26/2022 4:47 PM
8	Restorative justice and mediation Harm reduction	5/26/2022 4:39 PM
9	We need to help those who cannot help themselves - the homeless, the abused, neglected, the hopeless. Programs to try and prevent the problems from even happening would also be a great investment.	5/25/2022 4:58 PM
10	Why not use the inmates to clean up the trash? It is everywhere. Citizens can't do this alone. And, also ticket to those that do litter and make our community look trashed. We need more law enforcement officers in schools and in the neighborhoods.	5/25/2022 1:41 PM
11	Many of these responses depend on who and how well the services are and implemented.	5/25/2022 10:55 AM
12	What we are already doing to reduce gun violence is not working. Please honor your public promises to work with MORE Justice to consider the GVI or equivalent program. We need action - not more "thoughts and prayers", and if RC could have done it without outside help, I believe you would have already done it. Ask for expert help from outside and then do what they say to do! Please, the violence spiral must stop. Do more than respond - prevent and become proactive rather than responsive to incidents. We are depending on you.	5/24/2022 3:23 PM
13	Property crime Selective law enforcement which saddles certain areas with the drug trade and its negative impacts on quality of life in the affected neighborhoods	5/24/2022 10:51 AM
14	Food access	5/23/2022 11:30 AM
15	More mental health services and drug addiction in-patient counseling or intervention services	5/18/2022 3:55 PM
16	More affordable and accessible transportation needs to be available to all of our residents, not just the neighborhoods with sidewalks. The lower rankings above are not a reflection of poor service (they are doing great!)	5/11/2022 5:08 PM
17	Driving laws need to be enforced.	5/7/2022 5:45 PM

Q5 On the table below, please rate the need for new or improved programs for Economic and Workforce Development Needs in Richland County based on your experience.

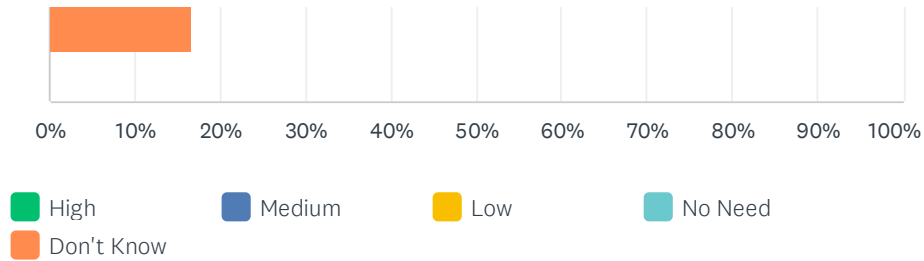
Answered: 72 Skipped: 2







FY 2022-2026 Richland County CDBG Consolidated 5-Year Plan - Priority Needs Survey



	HIGH	MEDIUM	LOW	NO NEED	DON'T KNOW	TOTAL	WEIGHTED AVERAGE
3. Financial Literacy Programs	60.56% 43	28.17% 20	7.04% 5	2.82% 2	1.41% 1	71	2.49
1. Job Creation	55.56% 40	26.39% 19	8.33% 6	1.39% 1	8.33% 6	72	2.48
2. Employment Training	51.39% 37	27.78% 20	12.50% 9	1.39% 1	6.94% 5	72	2.39
10. Small Business Loans	38.89% 28	33.33% 24	12.50% 9	4.17% 3	11.11% 8	72	2.20
9. Small Business Mentoring/Assistance	29.17% 21	40.28% 29	16.67% 12	4.17% 3	9.72% 7	72	2.05
5. Business/Entrepreneur Program	25.71% 18	40.00% 28	15.71% 11	4.29% 3	14.29% 10	70	2.02
4. Start-Up Business Assistance	23.94% 17	43.66% 31	16.90% 12	4.23% 3	11.27% 8	71	1.98
6. Leadership Development	28.57% 20	31.43% 22	20.00% 14	5.71% 4	14.29% 10	70	1.97
11. Commercial/Industrial Rehabilitation	18.31% 13	46.48% 33	9.86% 7	5.63% 4	19.72% 14	71	1.96
12. Other Economic Development Needs	14.06% 9	28.13% 18	10.94% 7	3.13% 2	43.75% 28	64	1.94
8. Business Support Systems	16.67% 12	44.44% 32	19.44% 14	5.56% 4	13.89% 10	72	1.84
7. Business Consultants	19.44% 14	30.56% 22	26.39% 19	6.94% 5	16.67% 12	72	1.75

#	LIST OTHER OBSTACLES TO ECONOMIC OPPORTUNITY	DATE
1	There are already entrepreneurial start up business incubators, and I think this belongs in the non-profit or for-profit sectors, not government. However, there is likely a government role in fulfilling a need for providing loan and financial training assistance, or providing peer networks.	6/14/2022 12:41 PM
2	This survey is designed in an overly broad and ambiguous way. Without the explanations for specific uses of taxpayer dollars, this survey can be used to justify things being done, or how they are done, which go against the preferences our citizens thought they were giving guidance for. This survey in its current form must not be used to make government decisions.	6/11/2022 3:05 PM
3	Website needs to be updated for business owners to more easily find the information they need online	6/10/2022 2:35 PM
4	Access to good education.	6/7/2022 9:22 PM
5	Pay equity training of employers to get people back to work. Job training assistance and incentives to work.	5/27/2022 2:29 PM

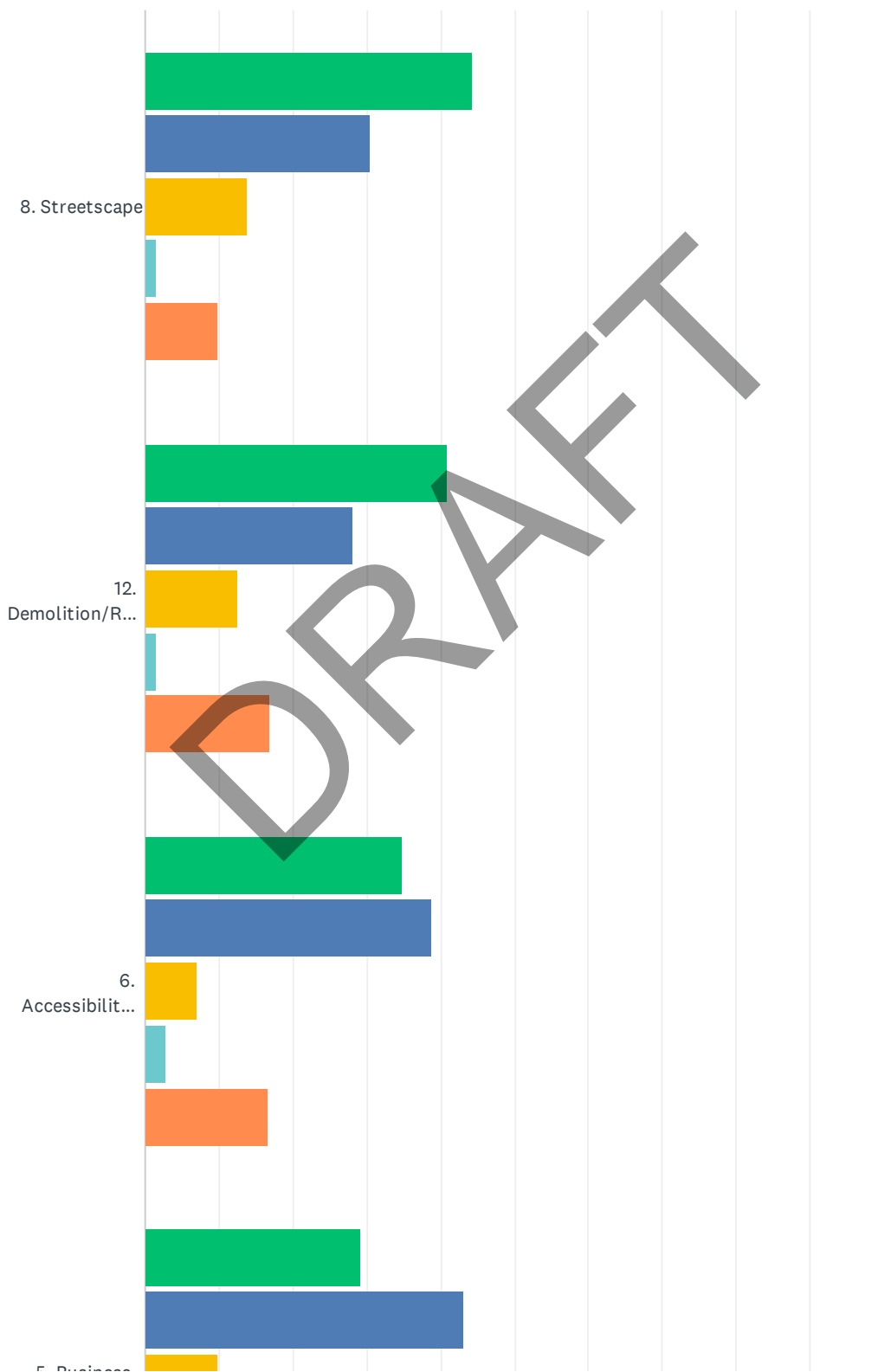
FY 2022-2026 Richland County CDBG Consolidated 5-Year Plan - Priority Needs Survey

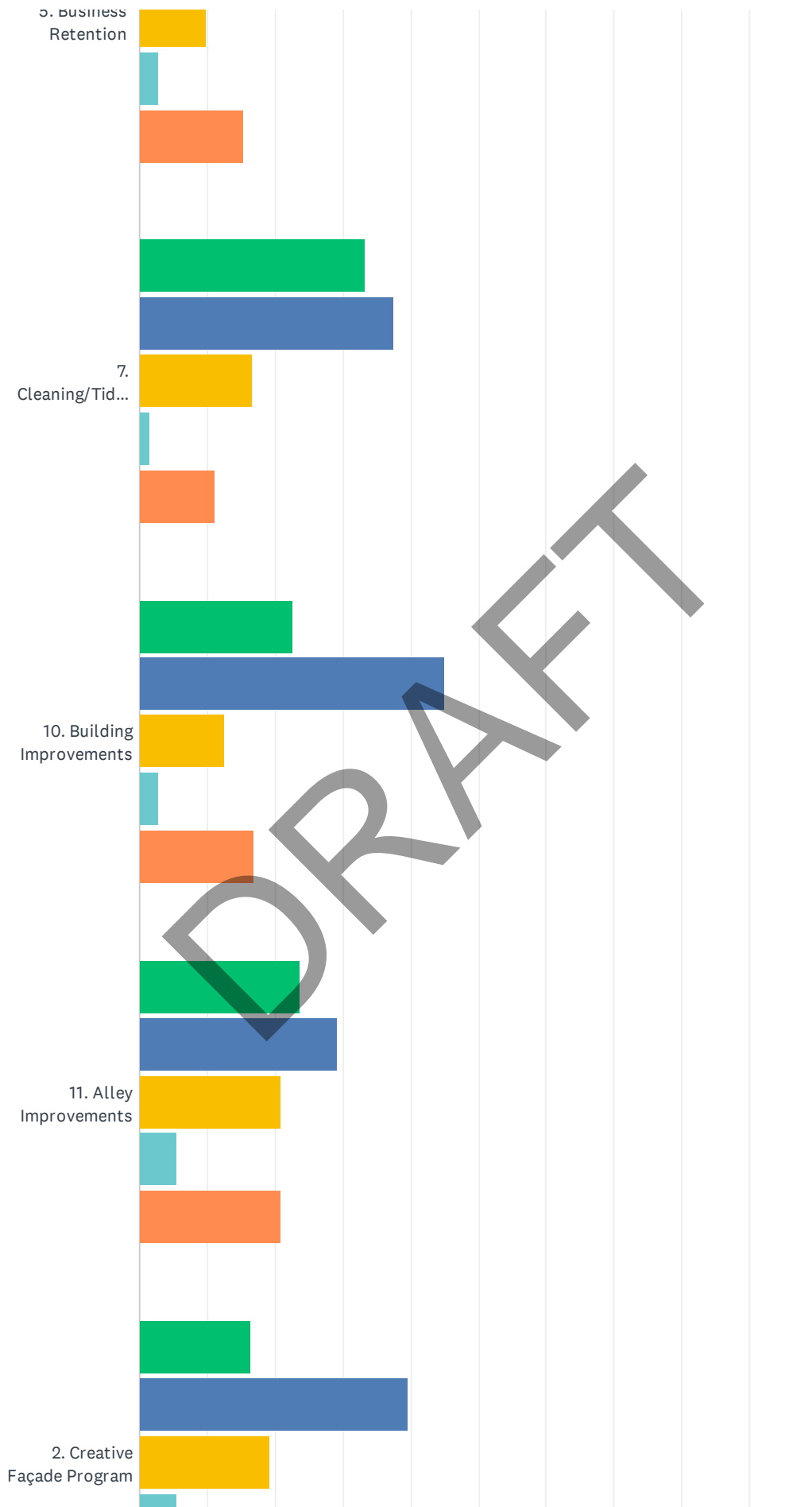
6	Maybe help small business that can build repair low income housing and homeless transition for families.	5/27/2022 12:24 PM
7	I think there needs to be a balance between the idea of entrepreneurship and supporting small business start-up's vs supporting EXISTING small businesses.	5/27/2022 11:33 AM
8	ID the skills needed and provide avenues for getting that training---it doesnt require 4 years and lots of hours in classes for fluff and unrelated topics. Tech schools! High school shop and auto mechanics classes.....Home Ec class. And encourage/encourage companies to re-start their old practice of training employees and reimbursing tuition for college and grad classes.	5/26/2022 5:26 PM
9	We need to encourage many different economic opportunities, big and small. We need to encourage innovation to help with our climate crisis ASAP.	5/25/2022 4:58 PM
10	Financial literacy should be required as a course to graduate high school.	5/25/2022 1:41 PM
11	Focus job creation and employment training on jobs that will support families. Or, make it easier for people to apply for and receive public benefits to fill the gap between their wages and the actual cost of living.	5/24/2022 10:51 AM
12	Lack of capital for small businesses to start or sustain themselves over time. Lack of affordable office spaces for small businesses.	5/18/2022 3:55 PM
13	Bringing jobs and getting people to those jobs should be the priority of the county. We need jobs that offer wages that people can live on and support themselves.	5/11/2022 5:08 PM
14	Transportation, high crime, drugs	5/9/2022 2:00 PM

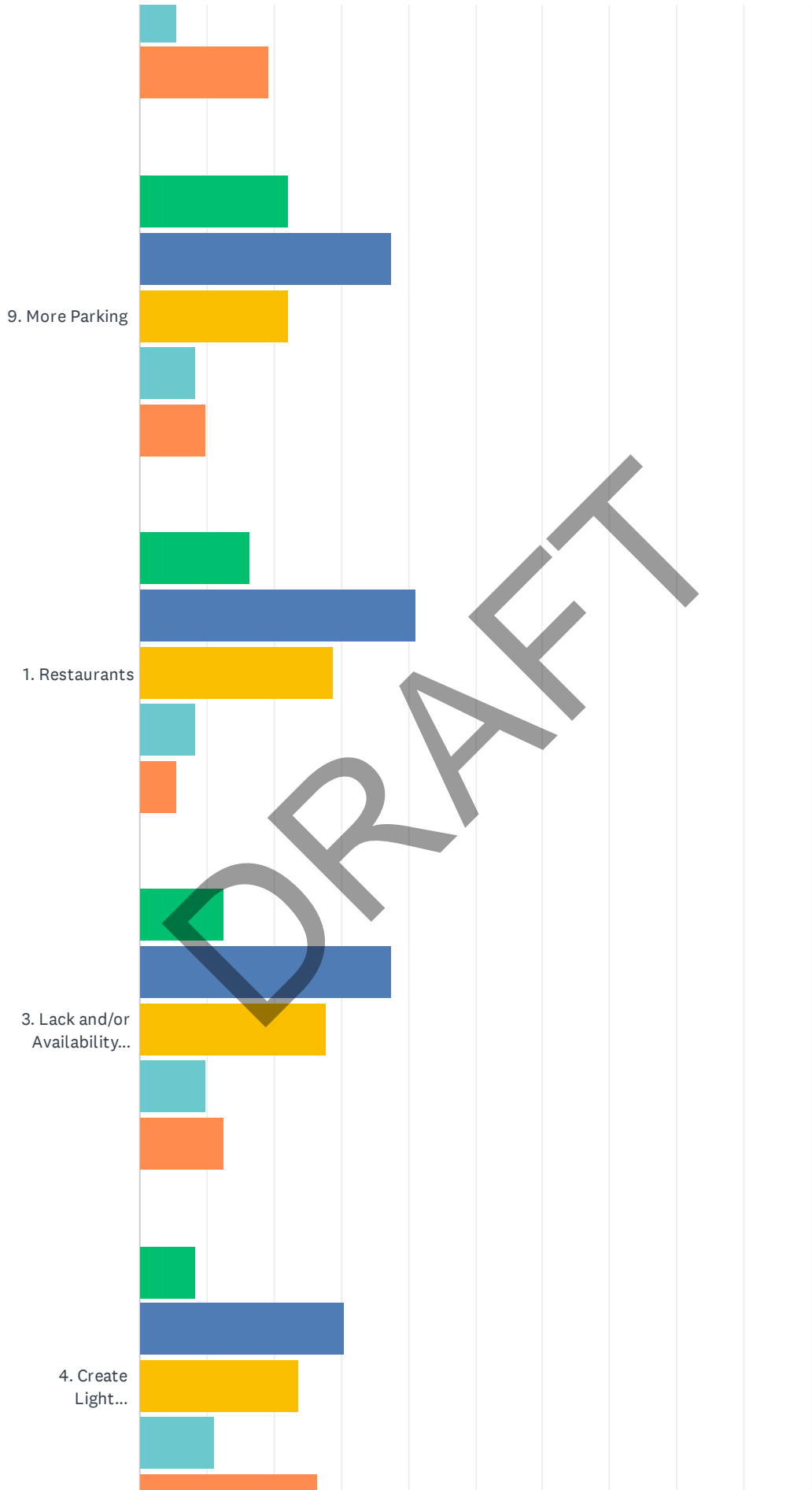
DRAFT

Q6 On the table below, please rate the need for new or improved programs for Development or Revitalization in Richland County based on your experience.

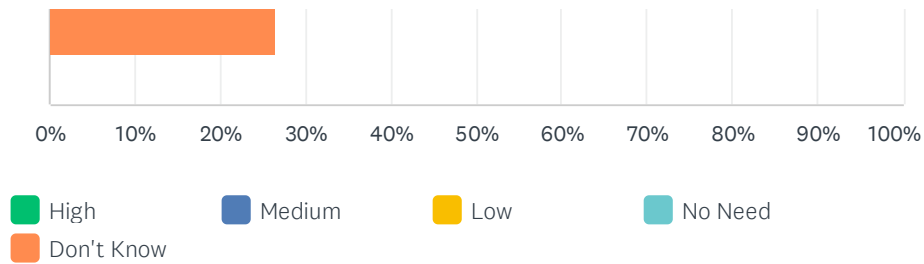
Answered: 73 Skipped: 1







FY 2022-2026 Richland County CDBG Consolidated 5-Year Plan - Priority Needs Survey



	HIGH	MEDIUM	LOW	NO NEED	DON'T KNOW	TOTAL	WEIGHTED AVERAGE
8. Streetscape	44.44% 32	30.56% 22	13.89% 10	1.39% 1	9.72% 7	72	2.31
12. Demolition/Repurposing of Properties	40.85% 29	28.17% 20	12.68% 9	1.41% 1	16.90% 12	71	2.31
6. Accessibility Assistance	34.72% 25	38.89% 28	6.94% 5	2.78% 2	16.67% 12	72	2.27
5. Business Retention	29.17% 21	43.06% 31	9.72% 7	2.78% 2	15.28% 11	72	2.16
7. Cleaning/Tidiness	33.33% 24	37.50% 27	16.67% 12	1.39% 1	11.11% 8	72	2.16
10. Building Improvements	22.54% 16	45.07% 32	12.68% 9	2.82% 2	16.90% 12	71	2.05
11. Alley Improvements	23.61% 17	29.17% 21	20.83% 15	5.56% 4	20.83% 15	72	1.89
2. Creative Façade Program	16.44% 12	39.73% 29	19.18% 14	5.48% 4	19.18% 14	73	1.83
9. More Parking	22.22% 16	37.50% 27	22.22% 16	8.33% 6	9.72% 7	72	1.82
1. Restaurants	16.44% 12	41.10% 30	28.77% 21	8.22% 6	5.48% 4	73	1.70
3. Lack and/or Availability of Merchandise	12.50% 9	37.50% 27	27.78% 20	9.72% 7	12.50% 9	72	1.60
4. Create Light Industrial Uses	8.33% 6	30.56% 22	23.61% 17	11.11% 8	26.39% 19	72	1.49

#	PLEASE LIST TYPES OF BUSINESSES/SERVICES YOU FEEL SHOULD BE RECRUITED TO THE COUNTY	DATE
1	This survey is designed in an overly broad and ambiguous way. Without the explanations for specific uses of taxpayer dollars, this survey can be used to justify things being done, or how they are done, which go against the preferences our citizens thought they were giving guidance for. This survey in its current form must not be used to make government decisions.	6/11/2022 3:05 PM
2	Water park, rock climbing, museums, interactive art facilities (Meow Wolf), something like NoMa	6/10/2022 2:35 PM
3	Affordable recreation opportunities.	6/7/2022 9:22 PM
4	Groceries and Fresh Foods	5/31/2022 3:50 PM
5	Grocery stores offering a selection of fresh fruits and vegetables, especially in areas that are food deserts.	5/31/2022 2:15 PM
6	More suitable homes for Seniors downsizing	5/27/2022 11:24 PM

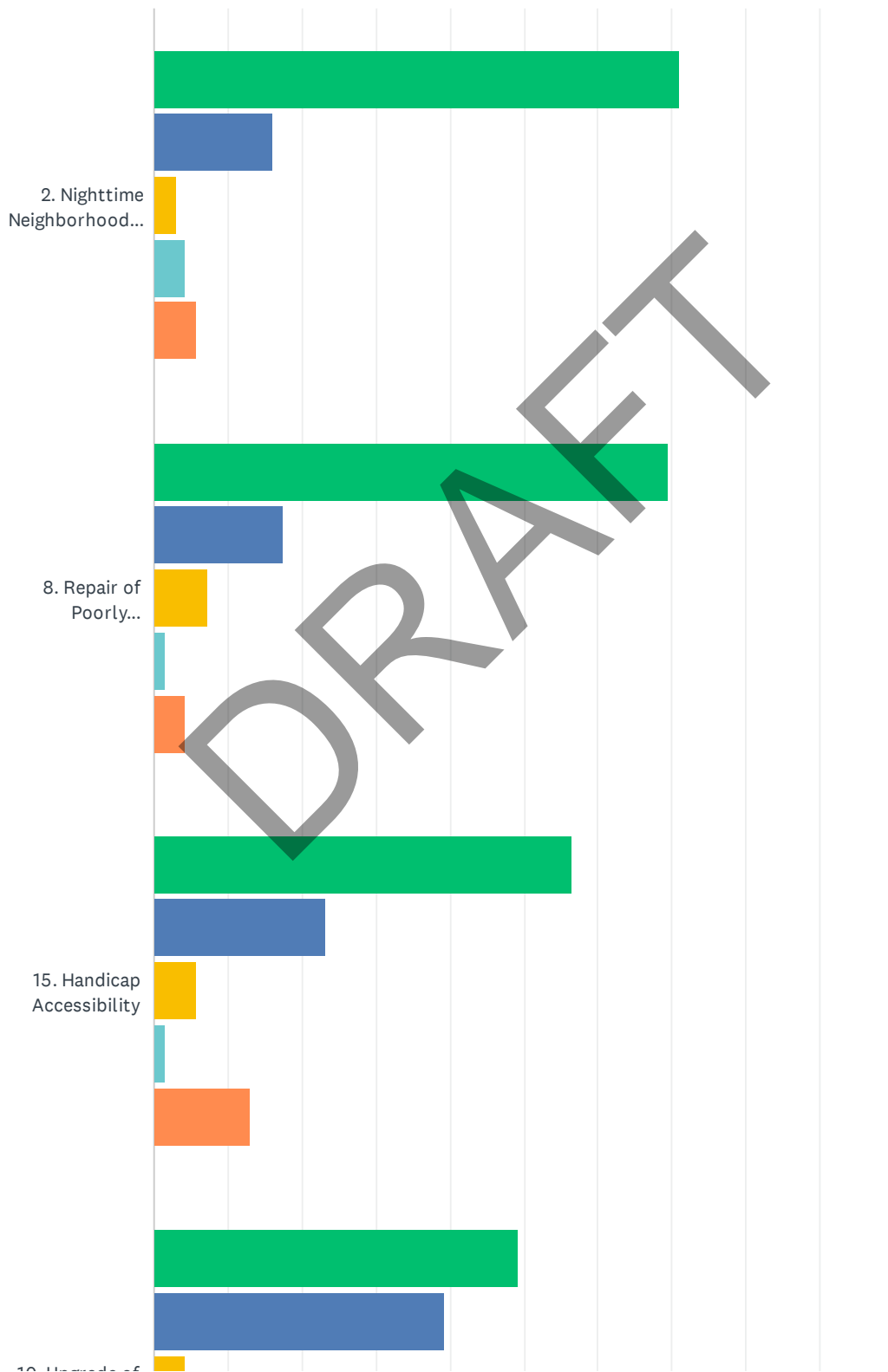
FY 2022-2026 Richland County CDBG Consolidated 5-Year Plan - Priority Needs Survey

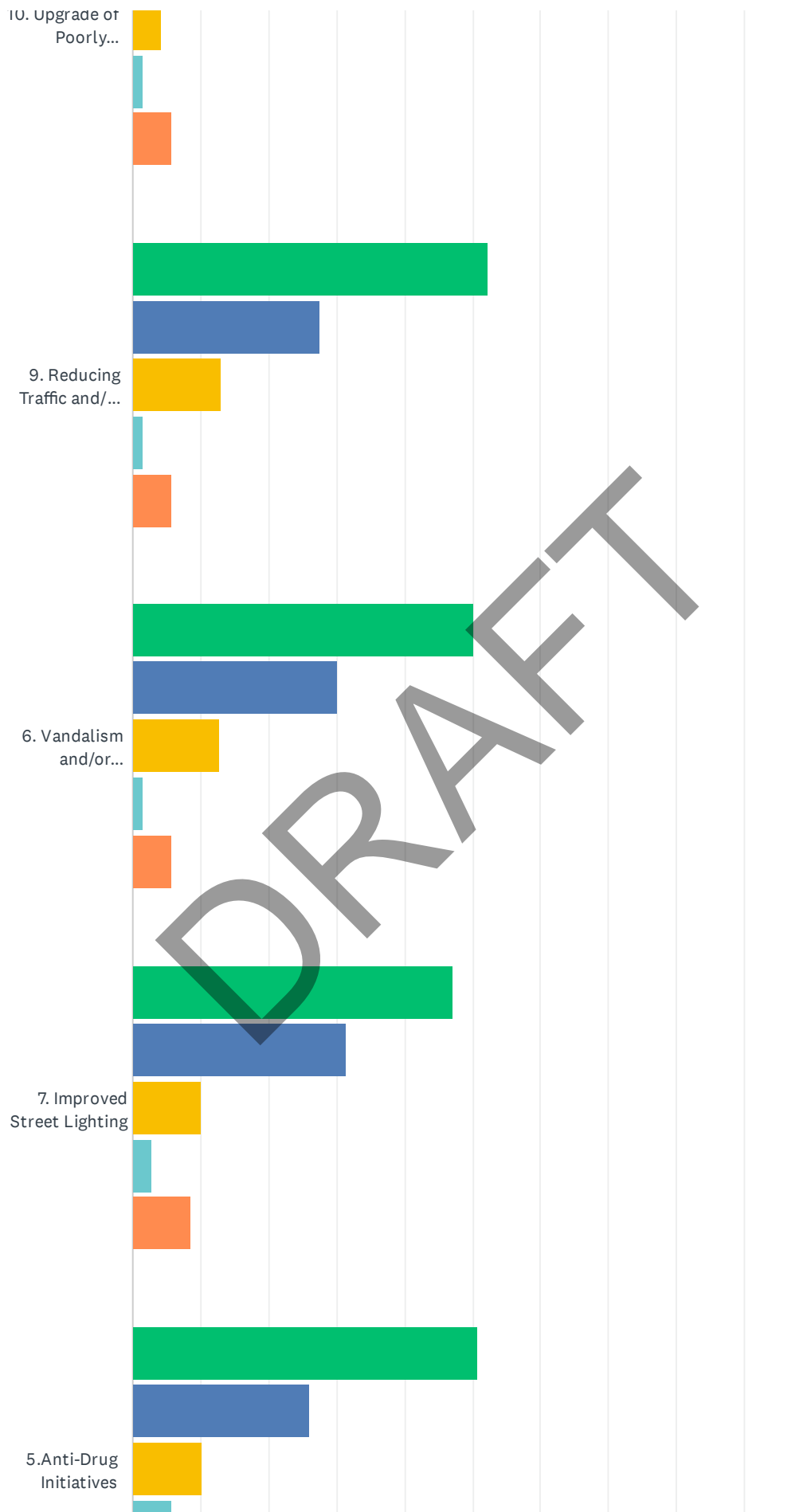
7	Condemn properties rebuild/replace with affordable housing even in a former industrial space it can be studio Apartments. What are county & SC doing with the vacant lots that where affordable/Hud housing complexes & communities. BUILD!!!!	5/27/2022 12:24 PM
8	large employers with guaranteed living wages for employees	5/27/2022 11:33 AM
9	North Columbia and Lower Richland need more than other areas.	5/26/2022 4:39 PM
10	I know probably would cost too much, but any building/facilities left vacant for more than 2 years - would be nice to see as much as possible recycled from building, then torn down and turned into green space, until someone else wants to build there. Much nicer to see wild spaces/community gardens/orchards than vacant abandoned buildings.	5/25/2022 4:58 PM
11	Huge issue around the county with abandoned buildings. Areas that have been abandoned need to be revitalized. What ever happened to the street scape improvements that were supposed to happen on Decker. The restaurant in front of the judicial building on Decker needs to be removed. Make the owner do this or fine them. Does not seem like there is any focus in these areas but lots of focus in others. Make incentives for businesses to come to these areas.	5/25/2022 1:41 PM
12	Industry-based incubators that would allow fledgling enterprises to share resources such as office and warehouse space, specialized equipment and tools, support staff, and professional consultants	5/24/2022 10:51 AM
13	Greenville County has recently begun turning unused facilities into housing - Richland County has a plethora of empty buildings. I would love to see CDBG funds used to provide housing for those who are currently unhoused.	5/16/2022 2:45 PM
14	Locally owned, groceries for food deserts	5/16/2022 12:36 PM
15	When people move through commerce areas they spend more money the slower they move. We should have walkable, easy to access commerce districts, not more parking! We are a community of people, not cars!	5/11/2022 5:08 PM
16	We need a Cheesecake Factory.	5/10/2022 9:27 AM
17	Daycares, churches, non-profits, after school programs.	5/9/2022 2:00 PM

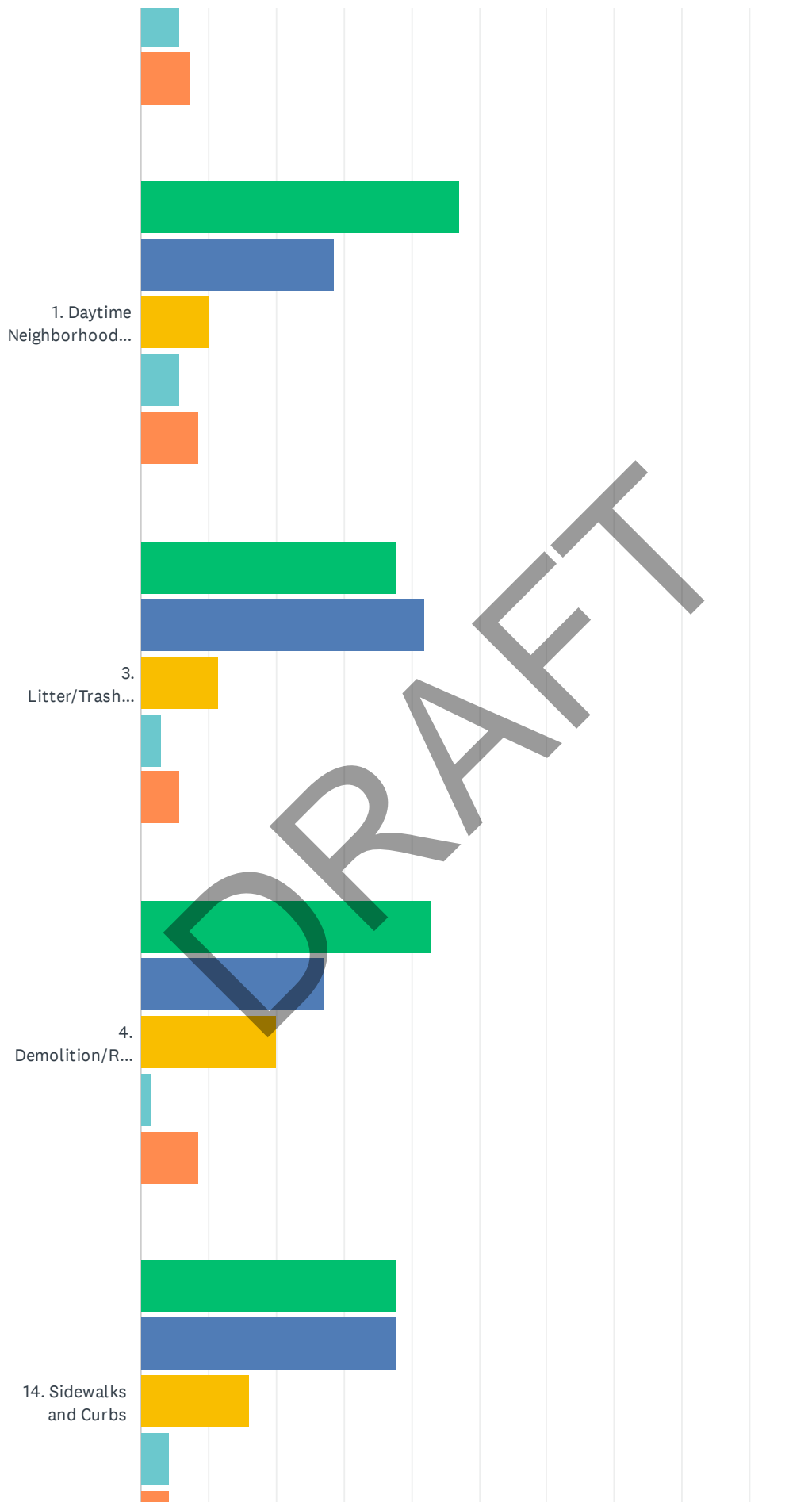
DRAFT

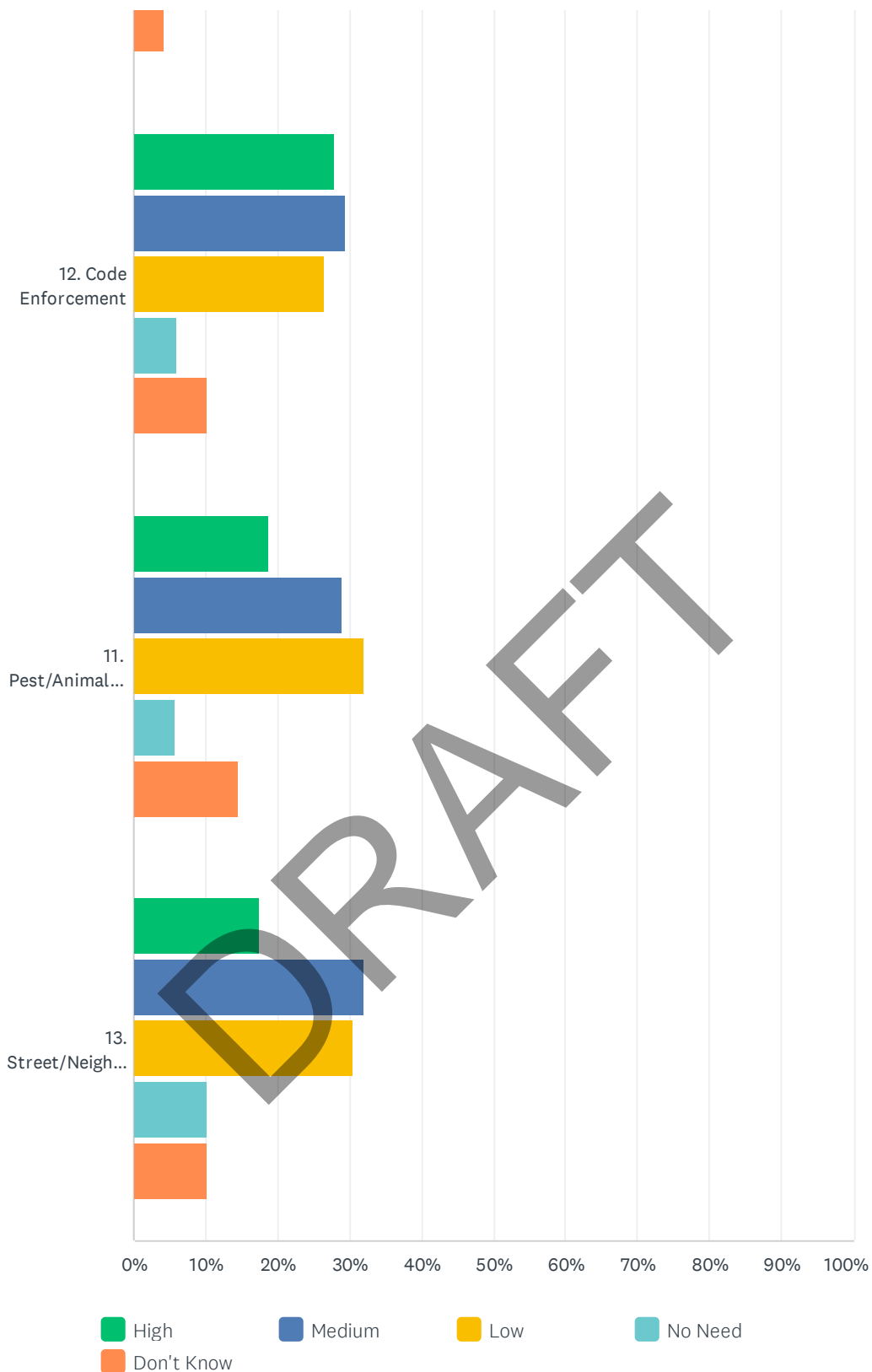
Q7 On the table below, please rate the need for new or improved programs for Neighborhood Needs in Richland County based on your experience.

Answered: 70 Skipped: 4









FY 2022-2026 Richland County CDBG Consolidated 5-Year Plan - Priority Needs Survey

	HIGH	MEDIUM	LOW	NO NEED	DON'T KNOW	TOTAL	WEIGHTED AVERAGE
2. Nighttime Neighborhood Safety	71.01% 49	15.94% 11	2.90% 2	4.35% 3	5.80% 4	69	2.63
8. Repair of Poorly Maintained Streets and Sidewalks	69.57% 48	17.39% 12	7.25% 5	1.45% 1	4.35% 3	69	2.62
15. Handicap Accessibility	56.52% 39	23.19% 16	5.80% 4	1.45% 1	13.04% 9	69	2.55
10. Upgrade of Poorly Maintained Public Spaces	49.28% 34	39.13% 27	4.35% 3	1.45% 1	5.80% 4	69	2.45
9. Reducing Traffic and/or Speeding Vehicles	52.17% 36	27.54% 19	13.04% 9	1.45% 1	5.80% 4	69	2.38
6. Vandalism and/or Break-ins Initiatives	50.00% 35	30.00% 21	12.86% 9	1.43% 1	5.71% 4	70	2.36
7. Improved Street Lighting	47.14% 33	31.43% 22	10.00% 7	2.86% 2	8.57% 6	70	2.34
5. Anti-Drug Initiatives	50.72% 35	26.09% 18	10.14% 7	5.80% 4	7.25% 5	69	2.31
1. Daytime Neighborhood Safety	47.14% 33	28.57% 20	10.00% 7	5.71% 4	8.57% 6	70	2.28
3. Litter/Trash Pickup	37.68% 26	42.03% 29	11.59% 8	2.90% 2	5.80% 4	69	2.22
4. Demolition/Repurposing of Properties	42.86% 30	27.14% 19	20.00% 14	1.43% 1	8.57% 6	70	2.22
14. Sidewalks and Curbs	37.68% 26	37.68% 26	15.94% 11	4.35% 3	4.35% 3	69	2.14
12. Code Enforcement	27.94% 19	29.41% 20	26.47% 18	5.88% 4	10.29% 7	68	1.89
11. Pest/Animal Control	18.84% 13	28.99% 20	31.88% 22	5.80% 4	14.49% 10	69	1.71
13. Street/Neighborhood Signage	17.39% 12	31.88% 22	30.43% 21	10.14% 7	10.14% 7	69	1.63

#	PLEASE LIST OTHER NEIGHBORHOOD NEEDS	DATE
1	Rates of violent crime have gone down in the last few decades. We have a property crime problem, and we shouldn't elevate policing so much we have disparate and negative social effects, all for the sake of mitigating property crime. People can learn to lock their car doors to prevent that. Rates of vehicular injury and death to vehicles and pedestrians is extremely high in SC, with huge social and economic costs, and we need improved, equitable traffic safety programs, such as working with SCDOT's new Complete Streets policy which can use design to reduce speeds and add pedestrian facilities.	6/14/2022 12:41 PM
2	This survey is designed in an overly broad and ambiguous way. Without the explanations for specific uses of taxpayer dollars, this survey can be used to justify things being done, or how they are done, which go against the preferences our citizens thought they were giving guidance for. This survey in its current form must not be used to make government decisions.	6/11/2022 3:05 PM
3	Would like to see neighborhood beautification where there is increased amounts of dumping. More information about organizing litter pick ups in communities from Councilmembers. More information about Clean Sweeps	6/10/2022 2:35 PM
4	Neighborhoods are about people. Include people that live in neighborhoods in the decision making process about their neighborhoods	5/27/2022 2:29 PM

FY 2022-2026 Richland County CDBG Consolidated 5-Year Plan - Priority Needs Survey

5	#4 creat affordable housing in mixed value neighborhoods especially.	5/27/2022 12:24 PM
6	control development if the infrastructure can't support it.	5/26/2022 5:26 PM
7	Law enforcement presence	5/26/2022 4:47 PM
8	Depends on the neighborhood	5/26/2022 4:39 PM
9	Nice looking neighborhoods encourage people to take better care of their homes in those neighborhoods. It also helps decrease crime and keep property values up. As well, it improves a persons self-confidence and that they are a good person, because they live in a nice looking neighborhood	5/25/2022 4:58 PM
10	Trash cans (and regular pickups) along pedestrian routes	5/24/2022 10:51 AM
11	Farmers market, swimming pools	5/18/2022 3:55 PM
12	Instead of Anti-drug, perhaps we could look as some other cites/towns who are providing safe spaces for use that then lead (very successfully) to treatment. Criminalization has failed, time and again, to stop use.	5/16/2022 2:45 PM
13	Give us sidewalks and safe places to move.	5/11/2022 5:08 PM
14	Quicker response times for EMS and police departments	5/9/2022 2:00 PM

DRAFT

Q8 What is the name of your town or neighborhood? (Example: Lower Richland/Blythewood)

Answered: 62 Skipped: 12

#	RESPONSES	DATE
1	Northeast	6/25/2022 11:11 AM
2	Rosewood	6/14/2022 12:41 PM
3	Greenbriar	6/11/2022 3:05 PM
4	Rosewood	6/10/2022 2:35 PM
5	Forest Acres	6/8/2022 7:33 PM
6	Forest Acres	6/7/2022 9:22 PM
7	Greenlakes	6/7/2022 2:31 PM
8	Northeast Richland	6/7/2022 1:54 PM
9	Rosewood	6/6/2022 12:25 PM
10	Blythewood	6/6/2022 10:53 AM
11	Columbia/ Earlewood	6/5/2022 6:58 PM
12	Earlewood	6/5/2022 5:44 PM
13	Harbison	6/5/2022 1:09 PM
14	Dentsville	6/3/2022 9:05 AM
15	Forest Acres	6/1/2022 10:12 PM
16	Shandon	6/1/2022 5:25 PM
17	Rockbridge	6/1/2022 11:00 AM
18	Downtown	5/31/2022 2:15 PM
19	Northeast Columbia	5/31/2022 11:19 AM
20	St. Mark's Wood	5/31/2022 9:52 AM
21	Good question, I Have an Elgin mailing address yet the city annexed bits and pieces of my neighborhood of 57 homes. We have city of Columbia and Richland County both providing those services. Why, what a waste of taxpayer dollars!	5/30/2022 2:45 PM
22	Northeast	5/30/2022 2:49 AM
23	Forest Acres	5/28/2022 12:46 PM
24	Forest Acres	5/27/2022 11:24 PM
25	Lower Richland	5/27/2022 3:43 PM
26	Downtown Columbia	5/27/2022 2:29 PM
27	SE Columbia/Lower Richland	5/27/2022 12:24 PM
28	All - professionally; unincorporated Trenholm Road area personally	5/27/2022 11:33 AM
29	Chapin	5/27/2022 10:30 AM
30	Killian Lake	5/27/2022 8:28 AM

FY 2022-2026 Richland County CDBG Consolidated 5-Year Plan - Priority Needs Survey

31	Nonprofit that serves the whole county for kids diagnosed with cancer	5/26/2022 9:13 PM
32	Columbia	5/26/2022 5:18 PM
33	Woodcreek Farms	5/26/2022 4:59 PM
34	Blythewood	5/26/2022 4:47 PM
35	Rosewood	5/26/2022 4:39 PM
36	Downtown	5/26/2022 4:22 PM
37	Cotton Toen/Bellevue	5/26/2022 4:18 PM
38	Arcadia Lakes	5/26/2022 4:15 PM
39	NE Columbia	5/25/2022 4:58 PM
40	Lake Carolina	5/25/2022 1:48 PM
41	Sandwood Hills	5/25/2022 1:41 PM
42	Blythewood	5/25/2022 10:40 AM
43	Forest Acres	5/24/2022 3:23 PM
44	College View	5/24/2022 10:51 AM
45	Shandon	5/23/2022 11:30 AM
46	Olympia	5/22/2022 3:13 PM
47	Lower Richland/ Hopkins	5/20/2022 2:37 PM
48	Jackson Creek Station	5/20/2022 1:44 PM
49	Forest Acres	5/20/2022 9:48 AM
50	Northeast Richland County	5/18/2022 3:55 PM
51	Richland County just outside of Forest Acres	5/16/2022 2:45 PM
52	Wales Garden	5/16/2022 12:44 PM
53	Ballentine	5/16/2022 12:36 PM
54	Brookhaven	5/15/2022 7:51 PM
55	Dentsville	5/13/2022 12:57 PM
56	Oakwood Court	5/11/2022 5:08 PM
57	Service area: Richland County, currently Northeast	5/11/2022 3:31 PM
58	Wildewood	5/11/2022 11:51 AM
59	Richland	5/10/2022 6:29 PM
60	Blythewood	5/10/2022 9:27 AM
61	Northeast Columbia	5/9/2022 2:00 PM
62	Summer Valley/ State Park Acres	5/7/2022 5:45 PM

DRAFT

Q9 Please describe other concerns or needs in Richland County

Answered: 37 Skipped: 37

#	RESPONSES	DATE
1	Open, direct communication from and to our Richland County elected officials and Richland County Government Department Leaders on the specific issues this misleading survey is supposedly about.	6/11/2022 3:05 PM
2	We really need rental assistance and more options of rental places.	6/10/2022 2:35 PM
3	Affordable housing. Gun violence. Neglected properties such as former Olive Garden.	6/8/2022 7:33 PM
4	Environmental justice--communities that experience a high rate of sanitary sewage overflows and boil water advisories. Lack of tree canopies.	6/7/2022 9:22 PM
5	Supportive elective officials	6/7/2022 2:31 PM
6	Food access	6/7/2022 1:54 PM
7	We need to get the word out about voting during non-presidential election years.	6/6/2022 12:25 PM
8	We need more vibrant restaurants, shopping and activities.	6/6/2022 10:53 AM
9	Affordable housing	6/5/2022 6:58 PM
10	NA	6/3/2022 9:05 AM
11	Affordable housing and reducing gun violence are probably the biggest needs I see in Richland County	6/1/2022 10:12 PM
12	Affordable housing is number one.	6/1/2022 11:00 AM
13	Better communication of community/county-wide events.	5/31/2022 2:15 PM
14	Violence on our streets Letting criminals out on bail and then having them commit more crimes...where is our judicial system? Lack of affordable housing Litter everywhere Lack of long-term planning and zoning.	5/30/2022 2:45 PM
15	More parents involved in family life and school activities. Getting senior citizens involved with activities involving children	5/27/2022 11:24 PM
16	#1 - Infrastructure	5/27/2022 2:29 PM
17	Use the lots that were affordable housing for transition & affordable housing now by Setting up the Housing Trust with ARP funds.	5/27/2022 12:24 PM
18	Car break in, police visibility	5/27/2022 8:28 AM
19	Support for families with a child with cancer	5/26/2022 9:13 PM
20	Lets stop complaining about global warming while at the same time allowing strip mining of treed spaces in order to pour concrete and residential density. Let's stop blaming the homeless--the fact is that our homeless population is pretty unoffensive compared to other cities. They are showered and clothed for the most part, thanks to the resources we have like Transitions and the IWC. But mental health is a HUGE problem and we need to seriously talk about how to get people the help they need (even if they don't know they need it).	5/26/2022 5:26 PM
21	Gun Control	5/26/2022 4:47 PM
22	Richland County needs more affordable housing. The county can afford to establish and should establish an affordable housing trust fund. There is funding to both create and to continue funding such a trust fund. This action item should be given the highest priority. Now is the time.	5/26/2022 4:15 PM
23	Mass transit. Make it easier to use. When you need 1-3 hours on a bus to get somewhere,	5/25/2022 4:58 PM

FY 2022-2026 Richland County CDBG Consolidated 5-Year Plan - Priority Needs Survey

when if the bus system was different, it would only take 10-30 minutes, more people would use it more successfully.

24	I feel like I just did one of these surveys not long ago. There needs to be better communications as a follow up to these surveys. Please make it a priority to use the ARP funds to start an Affordable Housing Trust Fund to incentivize builders to build affordable housing...not assisted housing.	5/25/2022 1:41 PM
25	More things to do and less housing. We already have enough people but no where for them to eat, shop and drive. Traffic has become a nightmare in the Blythewood, Clemson Rd & Hard Scrabble Rd, and the answer to this is not more homes. Please slow down high density neighborhoods.	5/25/2022 10:40 AM
26	Civility and respect modeled by every elected official (and citizen - although I can't ask you for that!) in debates and discussions. Don't state your case in hyperbolic form to try to ridicule your opponent. Seek the good for the greatest number. Don't protect the power of the few over the need of the majority.	5/24/2022 3:23 PM
27	County government appears fractured. The career staff seem competent and diligent. The elected officials and their appointees not so much.	5/24/2022 10:51 AM
28	Food access is an issue in the county, not enough grocery stores in certain parts of the county	5/23/2022 11:30 AM
29	My biggest concern as a cyclist is roads and access to safe places to ride bikes. Other cities have developed greenways and bike-friendly paths that span long distances and connect (Charlotte, Greenville, Beaufort, etc.). While Columbia has made some strides, I think there is still a lot that can be done around the County to make it safer for cyclists.	5/20/2022 9:48 AM
30	Improve roads, more parks needed, increase affordable housing and assistance	5/18/2022 3:55 PM
31	Affordable, Quality Housing is important. There is more housing that is quite expensive, but not obtainable for the majority of residents in need of this help. There needs to be higher wages paid by local businesses. Food Access and Transportation needs to be for all areas	5/16/2022 12:44 PM
32	More code enforcement in all departments	5/15/2022 7:51 PM
33	Sidewalks around schools	5/13/2022 12:57 PM
34	We should be able to capitalize on the sights of Columbia, without contributing to our own bad health - make the zoo and river walk/bike friendly. Families would love to visit it more and be more active.	5/11/2022 5:08 PM
35	More low barrier entry affordable housing with on-site optional self-sufficient wraparound Supportive Services	5/10/2022 6:29 PM
36	More transportation- also making sure it is accessible for people with disabilities.	5/9/2022 2:00 PM
37	We need a park for children to play in.	5/7/2022 5:45 PM

Q10 Please list ideas on how the County can partner with citizens and organization to help make your neighborhood a more desirable place to live.

Answered: 34 Skipped: 40

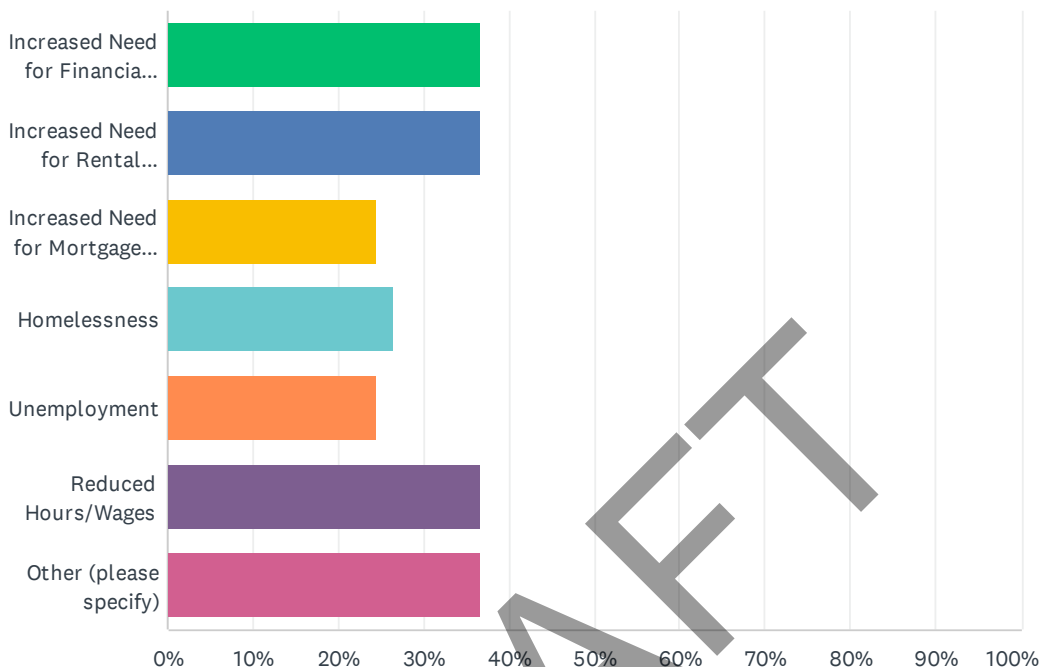
#	RESPONSES	DATE
1	Encouraging building of missing middle and enabling backyard rentals will increase the multi-generation nature of our neighborhoods. While that will add social benefits and bring families together, it will also add "eyes on the street" during weekday working hours, which will lower crime rates. Consider the elderly sitting on their porches and deterring crime through their presence. This is a documented benefit to more livable communities.	6/14/2022 12:41 PM
2	Contact me directly. Use widely available technology to perform this vital task.	6/11/2022 3:05 PM
3	Organize litter pick ups! I would like more communities to be arranged and provided with resources, even if there is not an HOA	6/10/2022 2:35 PM
4	Community clean up and law enforcement presence in positive community activities.	6/8/2022 7:33 PM
5	The council members should actually get out and meet their constituents and hold community forums.	6/7/2022 9:22 PM
6	Being assessable, creative and ongoing community needed initiatives.	6/7/2022 2:31 PM
7	Have conversations with people. Surveys are limiting in how much detail you can access.	6/6/2022 12:25 PM
8	Local churches	6/5/2022 1:09 PM
9	NA	6/3/2022 9:05 AM
10	Work with MORE Justice local group as they have done a lot of research on these issues over the last 2-3 years, have good ideas and are willing to work on the issues with local government.	6/1/2022 10:12 PM
11	Affordable Housing Trust Fund Care and Connect with Dr. Kassy Alia	6/1/2022 11:00 AM
12	Publicity of available programs.	5/31/2022 11:19 AM
13	Having teens more involved with helping senior citizens and more senior citizens involved with teens	5/27/2022 11:24 PM
14	I think County council should consider an affordable house trust fund. If we improve the availability and affordability of housing, we could solve many of our social issues.	5/27/2022 3:43 PM
15	utilize those existing "partners" for resources and information...the data exists	5/27/2022 11:33 AM
16	Work together and come to neighbors	5/27/2022 8:28 AM
17	Keep building heights low so the sunshine can continue to reach the street. Create gathering spaces around town, and take advantage of the river front. Greenville has done an admirable job. Additional free parking will allow us to create more walk-only areas and streets. People need the exercise...and they need to reconnect with each other and the community. Keep encouraging outdoor dining, dog friendly shops/restaurants.	5/26/2022 5:26 PM
18	Neighborhood Organizations Financial Partners	5/26/2022 4:47 PM
19	Support Transitions Homeless Center--work with them to reduce homelessness	5/26/2022 4:22 PM
20	The county must be more aggressive in seeking out community partners. The outreach I have observed has been quite sporadic and unfocused. There are potential partnerships for every activity the county engages in. County should let go of my way or the highway mentality and embrace a we are in it together mentality. The county council could assist this process by faithfully attending scheduled council meetings and thoughtfully considering business at hand.	5/26/2022 4:15 PM

FY 2022-2026 Richland County CDBG Consolidated 5-Year Plan - Priority Needs Survey

21	Grants to keep neighborhoods up (noticed in last several years signs and other things for neighborhoods, that made them look inviting, and gave me a good feeling about the area.) Encourage people to clean and beautify areas not only of homes but of businesses.	5/25/2022 4:58 PM
22	Council members can show up at events like MORE Justice. Thanks to the 2 that did show up. Get involved in nonprofit efforts like Serve & Connect or the community meeting at the Brook recently regarding gun violence. Be accountable with the money given to the county and have open transparent communication regarding how it is spent. This survey is a good start.	5/25/2022 1:41 PM
23	Support Serve & Connect's work in creating community and police partnerships that have a potential to create long term change.	5/24/2022 3:23 PM
24	Encourage and support neighborhood clean-up efforts, including initiatives for encouraging landlords to maintain their properties.	5/24/2022 10:51 AM
25	Give the community more notice and involvement to help make whatever changes do come feasible for everyone	5/20/2022 2:37 PM
26	Have monthly meetings, survey community residents, go door to door to interview or ask questions about how to make more desirable place to live.	5/18/2022 3:55 PM
27	Looking at the businesses and organizations that receive tax breaks and financial gains but deplete the neighborhoods (example of North Main area and how quickly that area can become too expensive for the people living there because the area was "improved." Use funds to invest in the PEOPLE living in areas so they can have what THEY need not what is decided for them.	5/16/2022 2:45 PM
28	I am speaking for other areas: The Hive Community Circle (increase assistance to those experiencing sexual abuse, assault- they offer financial assistance to those in that situation), Homeless No More (wanting to improve access to a place to stay including hotels), FoodShare SC (Assess to food in areas that grocery store does not exist), Senior Resources (food and other opportunities for senior), MIRCI (help with housing and health care for those experiencing homelessness), LRADAC (substance abuse on the many levels), One80 Place (rental assistance and other case management)	5/16/2022 12:44 PM
29	More requests	5/15/2022 7:51 PM
30	Encourage safe walk and bikeway development. Have neighborhood events that promote being outside and sharing in the fellowship of its communities.	5/11/2022 5:08 PM
31	Duplication of services. Encourage cross service with non-profits who are addressing these needs as part of their mission and invest funding in these solutions.	5/11/2022 3:31 PM
32	Conduct quarterly listening session and partnerships with local non-profit to bring more affordable housing first model program	5/10/2022 6:29 PM
33	Alleviate traffic. Stop irresponsible growth by putting new housing in overly congested areas. Improve the roads by widening two lane roads and/or adding turn lands and medians to existing roads. Address the rising crime rates among the youth.	5/10/2022 9:27 AM
34	Gathering areas, playgrounds, well lit streets, covered benches for children waiting for the bus, and sidewalks.	5/9/2022 2:00 PM

Q11 How has Covid-19 impacted your experience with housing in Richland County? (Choose all that apply)

Answered: 49 Skipped: 25



ANSWER CHOICES	RESPONSES	
Increased Need for Financial Assistance	36.73%	18
Increased Need for Rental Assistance	36.73%	18
Increased Need for Mortgage Assistance	24.49%	12
Homelessness	26.53%	13
Unemployment	24.49%	12
Reduced Hours/Wages	36.73%	18
Other (please specify)	36.73%	18
Total Respondents: 49		

#	OTHER (PLEASE SPECIFY)	DATE
1	Need for incentives for investments in revitalizing neighborhoods	6/25/2022 11:12 AM
2	na	6/14/2022 12:42 PM
3	retired and homeowner but have assisted family members.	6/8/2022 7:42 PM
4	No impact	6/5/2022 5:46 PM
5	None	5/31/2022 2:16 PM
6	Seeing and hearing about more homeless	5/27/2022 11:35 PM

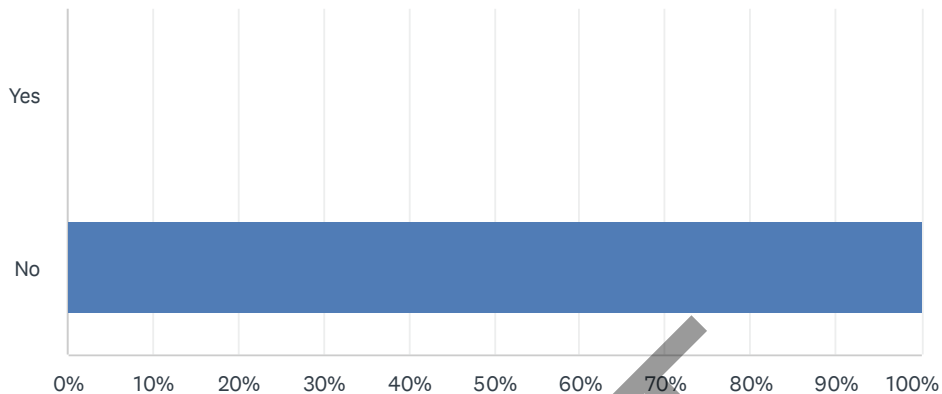
FY 2022-2026 Richland County CDBG Consolidated 5-Year Plan - Priority Needs Survey

7	not me personally, but what I have seen around me. But it has also reduced the incentive for many to work, which has made it tough on employers. We need to pay for performance/encourage people to work.	5/26/2022 5:35 PM
8	Housing not affected	5/26/2022 5:00 PM
9	Covid has not impacted my family's needs.	5/26/2022 4:18 PM
10	I have not been impacted	5/25/2022 1:43 PM
11	None. I kept going to work and didn't rely on handouts.	5/25/2022 10:42 AM
12	I have observed all of the above through my work in social services.	5/24/2022 10:57 AM
13	None	5/22/2022 3:14 PM
14	None of the above	5/16/2022 12:45 PM
15	has not	5/16/2022 12:37 PM
16	Na	5/15/2022 7:53 PM
17	has not	5/13/2022 12:58 PM
18	not affected	5/10/2022 9:28 AM

DRAFT

Q12 Are you fleeing or attempting to flee domestic violence, dating violence, sexual assault, stalking, or human trafficking?

Answered: 63 Skipped: 11

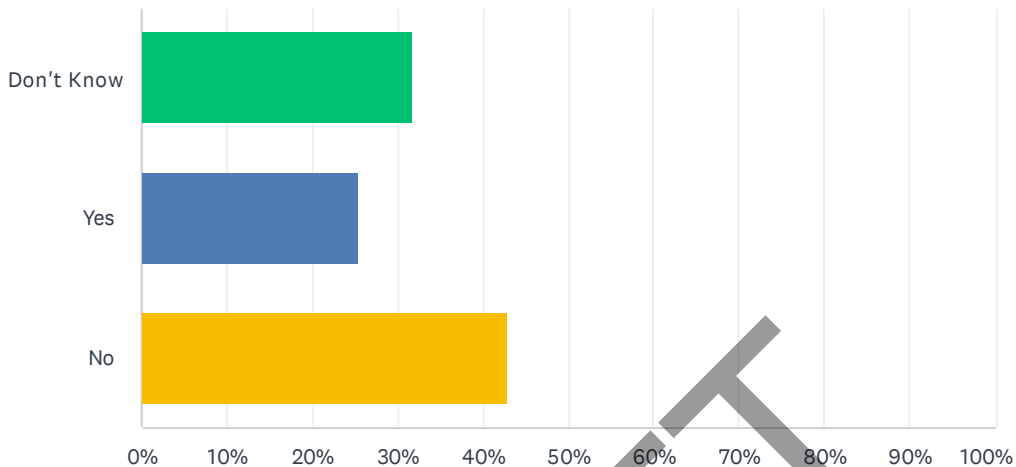


ANSWER CHOICES	RESPONSES	
Yes	0.00%	0
No	100.00%	63
TOTAL		63

DRAFT

Q13 Have you experienced or observed an increase in domestic violence since the start of Covid-19?

Answered: 63 Skipped: 11

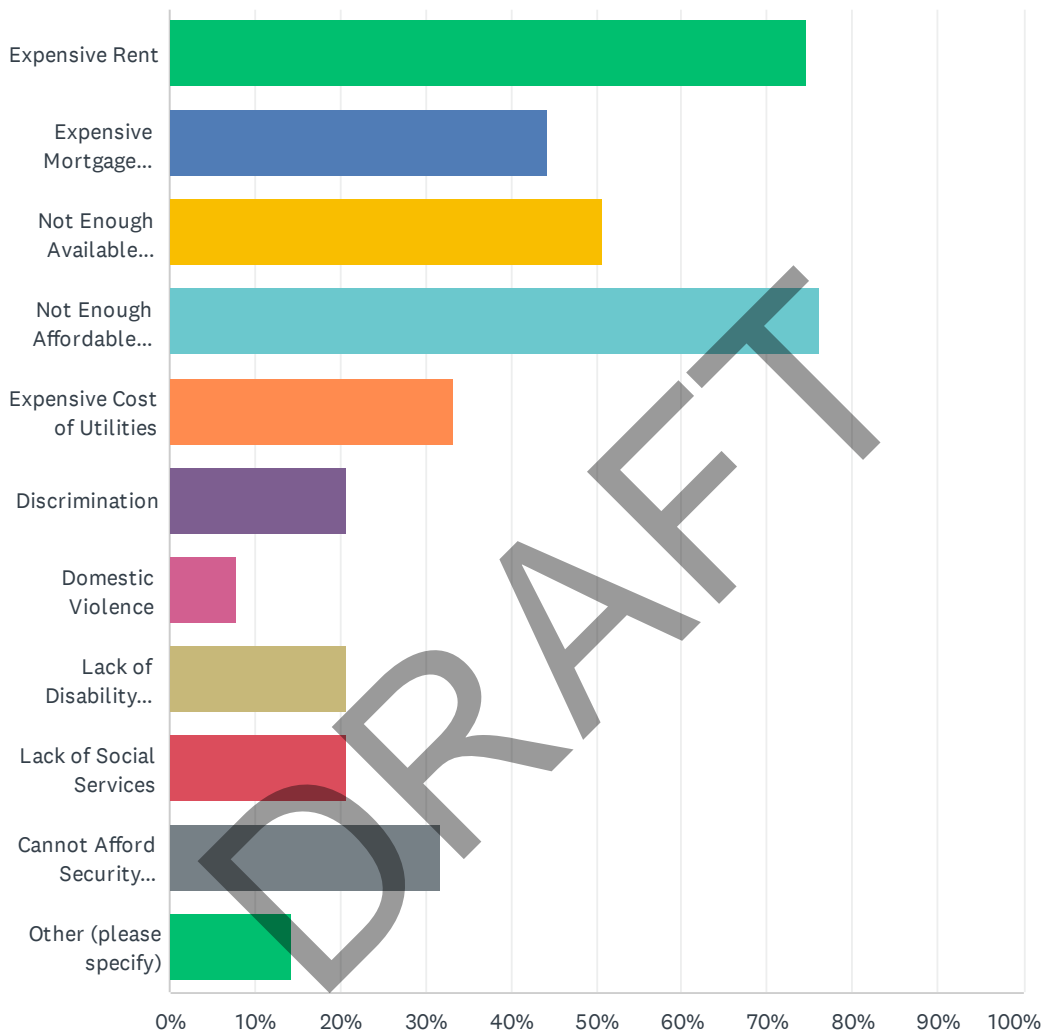


ANSWER CHOICES	RESPONSES	
Don't Know	31.75%	20
Yes	25.40%	16
No	42.86%	27
TOTAL		63

DRAFT

Q14 In your experience, what are the greatest challenges you or members of the community face when finding permanent housing within Richland County?

Answered: 63 Skipped: 11



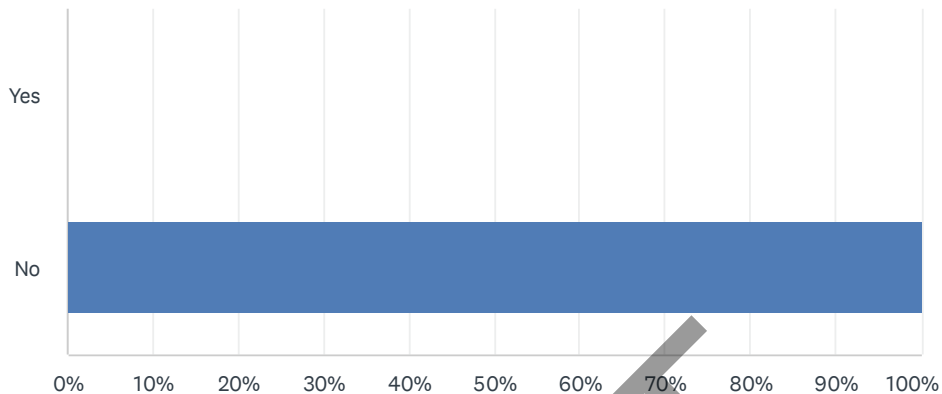
FY 2022-2026 Richland County CDBG Consolidated 5-Year Plan - Priority Needs Survey

ANSWER CHOICES	RESPONSES	
Expensive Rent	74.60%	47
Expensive Mortgage Payments	44.44%	28
Not Enough Available Housing	50.79%	32
Not Enough Affordable Housing	76.19%	48
Expensive Cost of Utilities	33.33%	21
Discrimination	20.63%	13
Domestic Violence	7.94%	5
Lack of Disability Accommodations	20.63%	13
Lack of Social Services	20.63%	13
Cannot Afford Security Deposit	31.75%	20
Other (please specify)	14.29%	9
Total Respondents: 63		

#	OTHER (PLEASE SPECIFY)	DATE
1	Must provide evidence of making x2-3 the rent	6/10/2022 2:44 PM
2	The wait for public housing can be years long which is tragic for some people!	6/1/2022 10:15 PM
3	Not enough safe, affordable housing	5/30/2022 2:49 PM
4	Maintaining housing and owner neglecting the rent properties	5/27/2022 8:33 AM
5	Not affected	5/26/2022 5:00 PM
6	Difficult to find a home within a desirable area with a higher standard of people.	5/25/2022 10:42 AM
7	No functioning Affordable Housing Trust Fund!	5/24/2022 3:24 PM
8	Lack of transportation-affordable housing is often remote	5/24/2022 10:57 AM
9	don't know	5/13/2022 12:58 PM

Q15 Have you faced foreclosure or the threat of foreclosure since the start of Covid-19?

Answered: 63 Skipped: 11

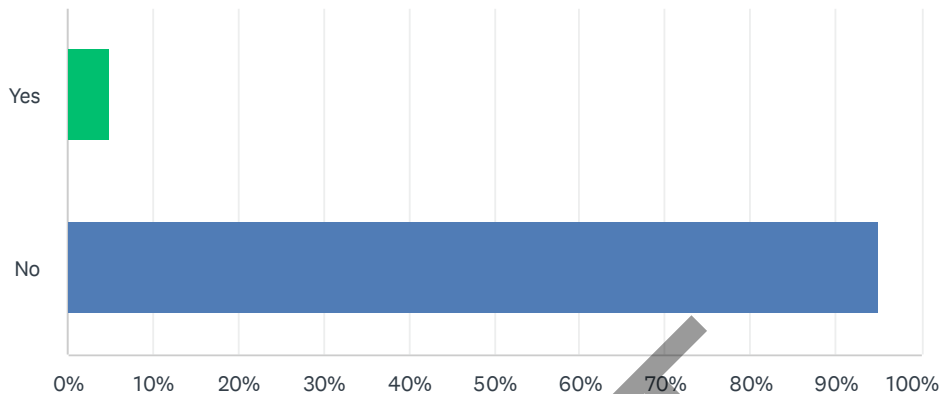


ANSWER CHOICES	RESPONSES	
Yes	0.00%	0
No	100.00%	63
TOTAL		63

DRAFT

Q16 Have you faced eviction or the threat of eviction since the start of Covid-19?

Answered: 62 Skipped: 12



ANSWER CHOICES	RESPONSES	
Yes	4.84%	3
No	95.16%	59
TOTAL		62

DRAFT

Q17 How has Covid-19 affected your housing situation in the County?

Answered: 28 Skipped: 46

#	RESPONSES	DATE
1	na	6/14/2022 12:42 PM
2	Federal inefficient, deficit spending (our tax dollars) in the name of helping fight significantly weaker Covid (in terms of causing hospitalizations and inpatient deaths) has contributed greatly to the runaway inflation which takes away my ability to pay for housing, medications, gasoline, and food.	6/11/2022 8:32 PM
3	Moved in with abusive family for a year. Had issues finding rental housing in Richland, so I moved to the City of Columbia temporarily.	6/10/2022 2:44 PM
4	unemployment for family members	6/8/2022 7:42 PM
5	Unaffected.	6/7/2022 9:25 PM
6	None	6/7/2022 2:33 PM
7	No	6/7/2022 1:55 PM
8	It has not.	6/5/2022 6:59 PM
9	No	6/5/2022 1:10 PM
10	NA	6/3/2022 9:06 AM
11	I'm lucky to have kept my job and work from home, but many people, especially those in lower paying service jobs, don't have that opportunity.	6/1/2022 10:15 PM
12	It has not.	6/1/2022 12:26 PM
13	It has not affected me personally as we are financially stable. However, I work for a non-profit organization that has seen a drastic uptick in the need for housing supports.	5/31/2022 9:54 AM
14	Personally, it has not affected my housing situation.	5/30/2022 2:49 PM
15	Increased crime rate	5/27/2022 11:35 PM
16	I have rental property and the tenants were not always able to pay the rent.	5/27/2022 3:46 PM
17	Owners do not want to rent to the low income families due the COVID's rental provision that was put in place. They are increasing the rent to keep the low income families out their properties.	5/27/2022 8:33 AM
18	Unable to find a home due to COVID restrictions	5/26/2022 4:49 PM
19	Not at all.	5/26/2022 4:18 PM
20	We were blessed that we were able to weather Covid-19, but I know a lot of people/families really struggled.	5/25/2022 5:01 PM
21	It has not. I own my own home. But, I know that it has been an issue for many in the community	5/25/2022 1:43 PM
22	I've had to give my tenants more time to pay rent.	5/24/2022 10:57 AM
23	increasing of rent and not enough pay to pay the rent increase	5/20/2022 1:45 PM
24	Thankfully, it has not impacted my family significantly.	5/16/2022 2:47 PM
25	Na	5/15/2022 7:53 PM
26	no	5/13/2022 12:58 PM
27	Not affected	5/10/2022 9:28 AM

DRAFT

Q18 Are there any additional comments or concerns that you wish to share about housing or homelessness in Richland County?

Answered: 21 Skipped: 53

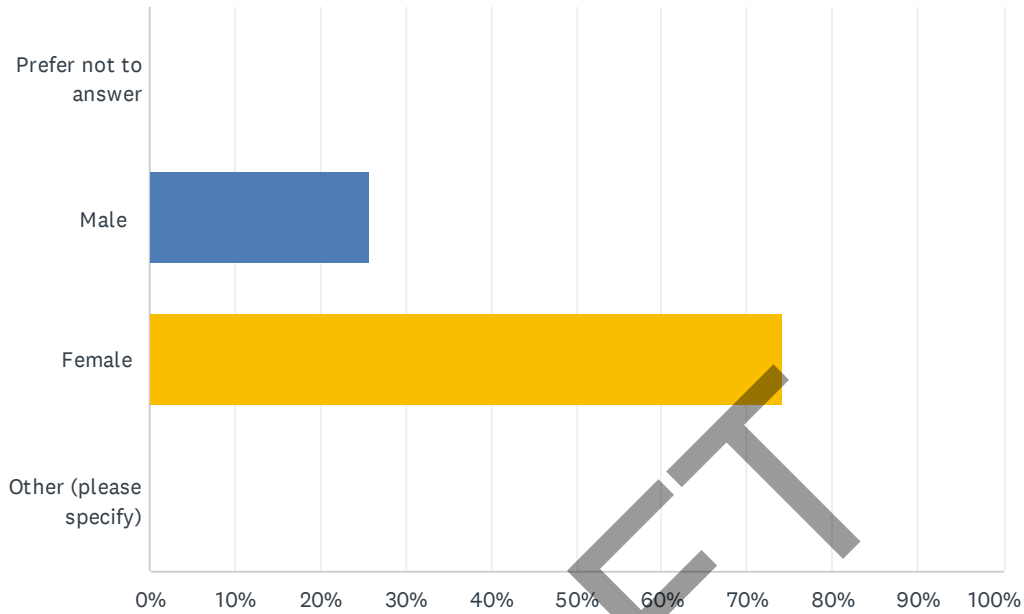
#	RESPONSES	DATE
1	Thank you for taking this input. It is greatly appreciated.	6/14/2022 12:42 PM
2	Institute proven, transparent principles and methods which compassionately lead our friends who find themselves homeless, and hopeless, to better lives in their own homes. Define the key small bits of learning which our friends can understand. Encourage each person who completes an initial small chunk of learning, to keep up their momentum by moving on to and beating the next small challenge. Closely monitor and encourage each person's progress along their way. Each success builds growing self-confidence and self-proven competence. These two things are the vital ingredients our homeless friends must be carefully guided to. At the end of this compassionate, but highly effective and fast, methodology, they will know themselves what they have achieved.	6/11/2022 8:32 PM
3	I know people are very upset when they contact Richland County and there are no funds available and the community resources provided are also overwhelmed and unable to help.	6/10/2022 2:44 PM
4	If affordable housing needs were met many other problems would be addressed. One should not have to work multiple jobs for a safe roof over their families head.	6/8/2022 7:42 PM
5	Affordable housing may be a factor in college graduates leaving Columbia.	6/7/2022 9:25 PM
6	No	6/7/2022 2:33 PM
7	No	6/7/2022 1:55 PM
8	We need more affordable housing for those barely making enough money to survive.	6/5/2022 5:46 PM
9	NA	6/3/2022 9:06 AM
10	Please use some of the CARES Act \$ to address the urgent need for affordable housing!	6/1/2022 10:15 PM
11	Over 300 homeless seniors come through our county each year, but no one is talking about it. We need elderly-specific homeless planning to keep seniors out of shelters.	5/31/2022 3:52 PM
12	More options for homeless would be helpful.	5/31/2022 2:16 PM
13	I strongly believe that lack of housing, causing the break down of the family is one of the major causes of the day to day crime rate increasing in gangs and gun violence in our county.	5/27/2022 11:35 PM
14	Cola's efforts to address homelessness is one thing I love about this town, since moving here 12 years ago. We dont pretend it doesnt exist and we dont try to push the problem off onto another community. We need to continue to look for effective solutions, fund the agencies that are doing a good job, even throughout COVID, and avoid duplicating efforts while trying to coordinate programs and services. Housing for young professionals is needed. We also need more infrastructure if we want more downtown living--grocery stores, pharmacies, etc. that residents can WALK to.	5/26/2022 5:35 PM
15	No	5/26/2022 4:49 PM
16	No.	5/26/2022 4:18 PM
17	We really need to work on affordable housing, there are so many people suffering from lack of safe affordable shelter, which increases stress, increases crime, increases desperation. Everyone need food, clothing and shelter, and right now if you are poor or disabled, finding shelter is difficult if not impossible.	5/25/2022 5:01 PM
18	Fund the Affordable Housing Trust Fund with ARP money	5/25/2022 1:43 PM
19	No	5/24/2022 10:57 AM

20	cost of living is too high	5/20/2022 1:45 PM
21	Thank you for taking the time and for considering that criminalizing homelessness is inhumane and access to affordable housing is the very least we can do for our community members.	5/16/2022 2:47 PM

DRAFT

Q19 What is your Gender Identity?

Answered: 58 Skipped: 16

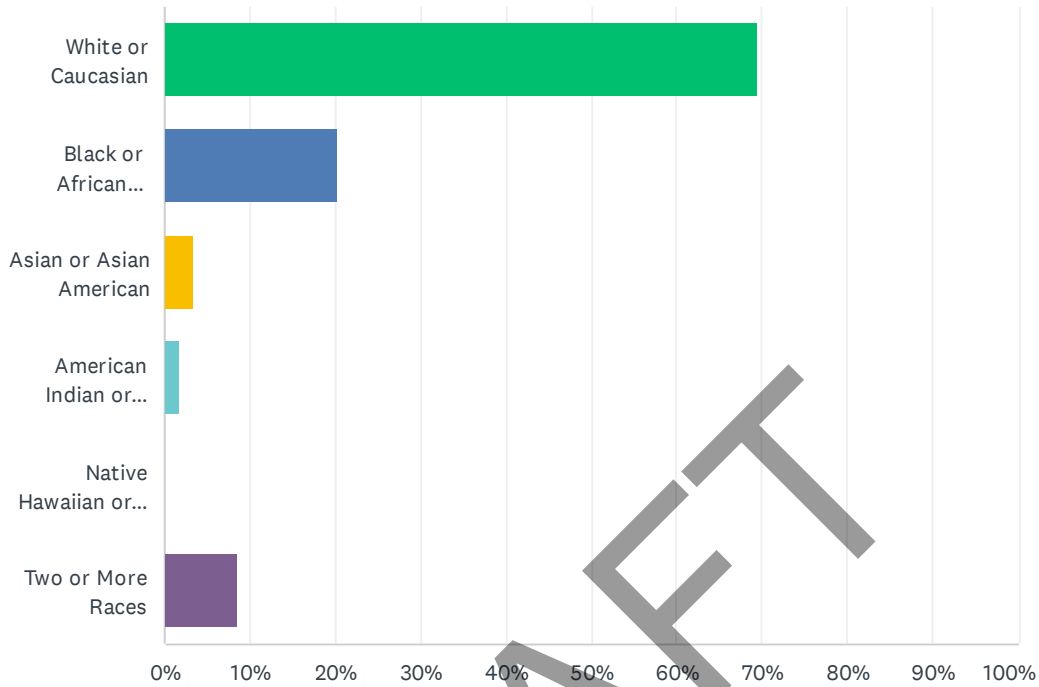


ANSWER CHOICES	RESPONSES
Prefer not to answer	0.00% 0
Male	25.86% 15
Female	74.14% 43
Other (please specify)	0.00% 0
TOTAL	58

#	OTHER (PLEASE SPECIFY)	DATE
	There are no responses.	

Q20 What is your Race? (choose all that apply)

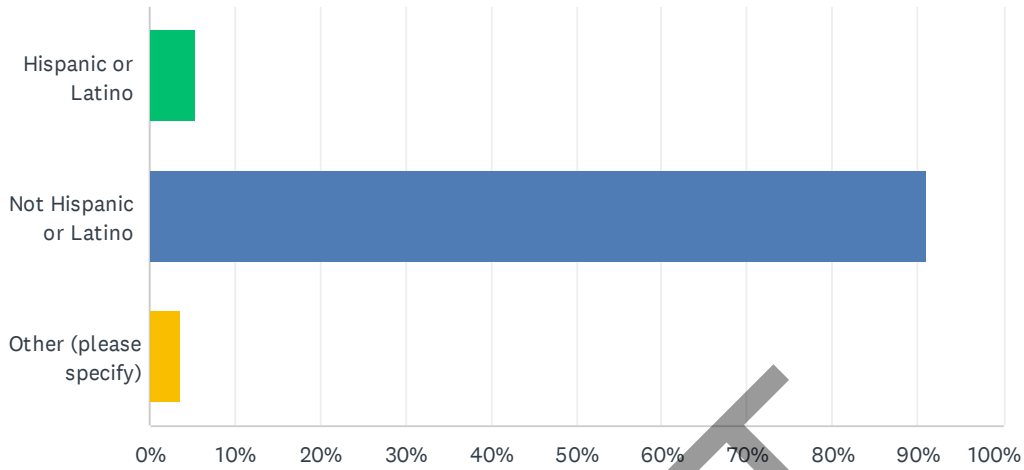
Answered: 59 Skipped: 15



ANSWER CHOICES	RESPONSES	
White or Caucasian	69.49%	41
Black or African American	20.34%	12
Asian or Asian American	3.39%	2
American Indian or Alaska Native	1.69%	1
Native Hawaiian or other Pacific Islander	0.00%	0
Two or More Races	8.47%	5
Total Respondents: 59		

Q21 What is your Ethnicity?

Answered: 56 Skipped: 18

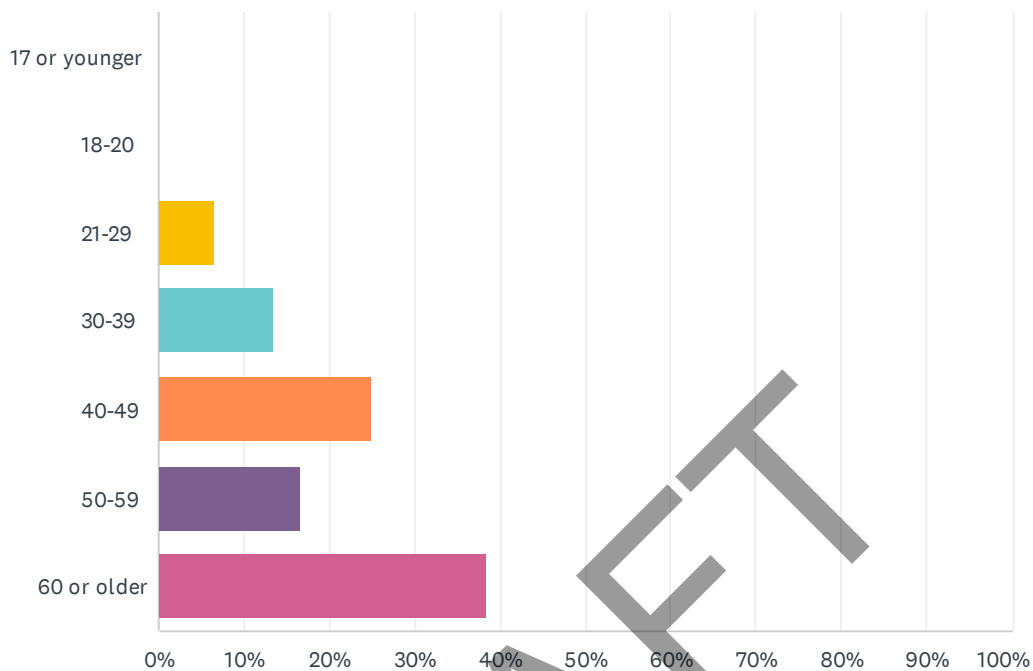


ANSWER CHOICES	RESPONSES
Hispanic or Latino	5.36% 3
Not Hispanic or Latino	91.07% 51
Other (please specify)	3.57% 2
TOTAL	56

#	OTHER (PLEASE SPECIFY)	DATE
1	Mixed	6/7/2022 2:35 PM
2	Human	5/22/2022 3:15 PM

Q22 What is your age?

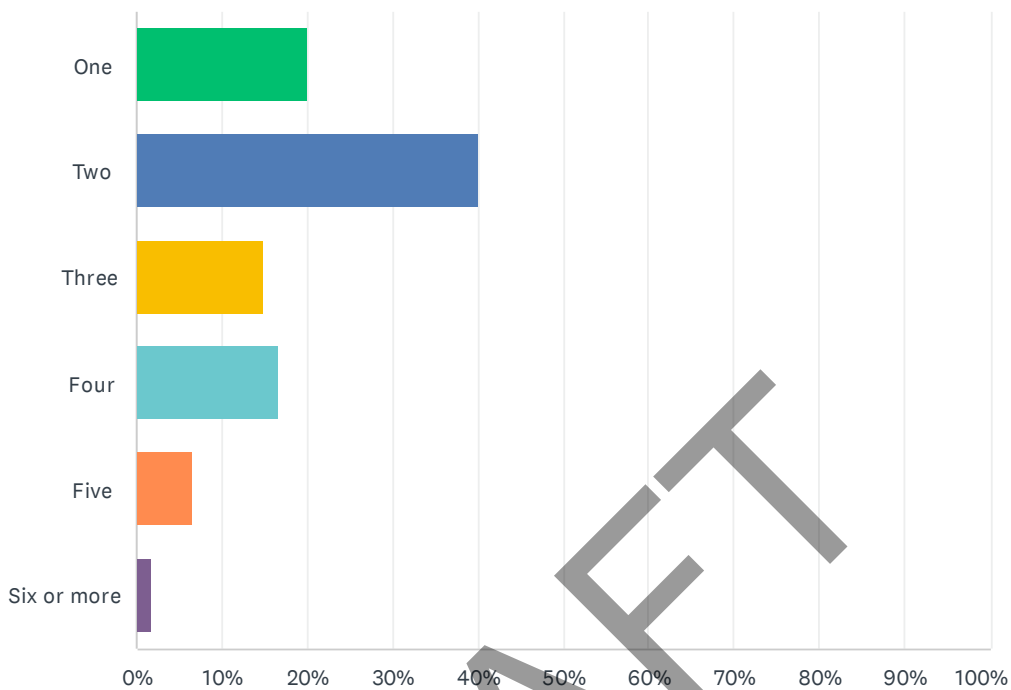
Answered: 60 Skipped: 14



ANSWER CHOICES	RESPONSES	
17 or younger	0.00%	0
18-20	0.00%	0
21-29	6.67%	4
30-39	13.33%	8
40-49	25.00%	15
50-59	16.67%	10
60 or older	38.33%	23
TOTAL		60

Q23 What is the number of persons living in your household?

Answered: 60 Skipped: 14



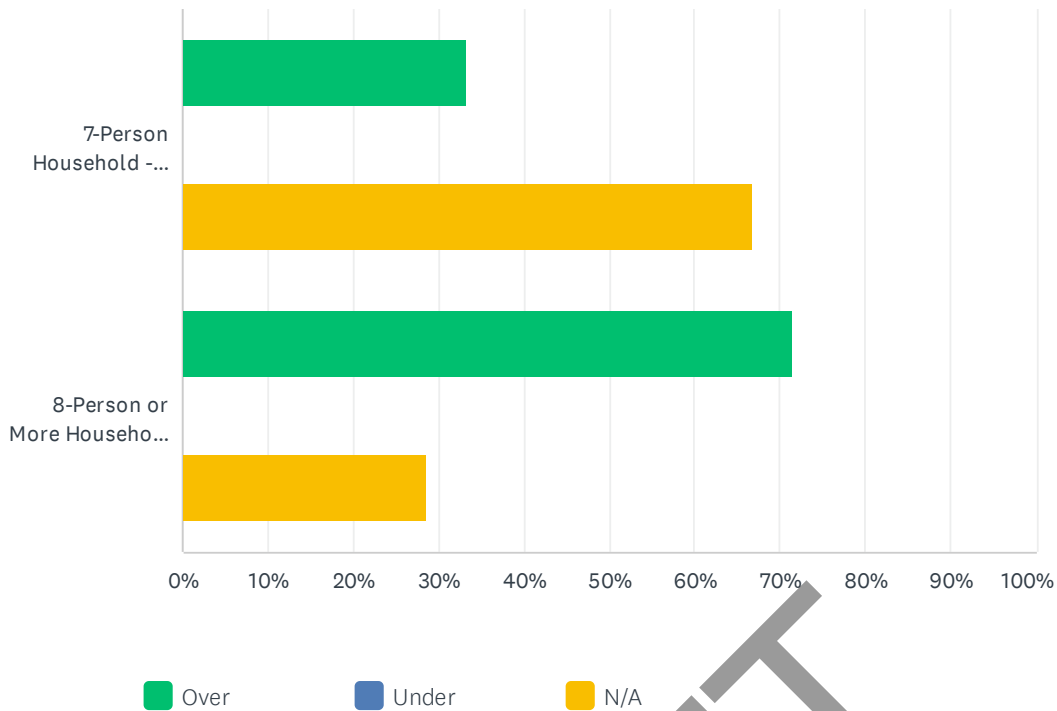
ANSWER CHOICES	RESPONSES	
One	20.00%	12
Two	40.00%	24
Three	15.00%	9
Four	16.67%	10
Five	6.67%	4
Six or more	1.67%	1
TOTAL		60

Q24 Based on the number of persons living in your household, mark whether you are over or under the listed yearly income:

Answered: 59 Skipped: 15



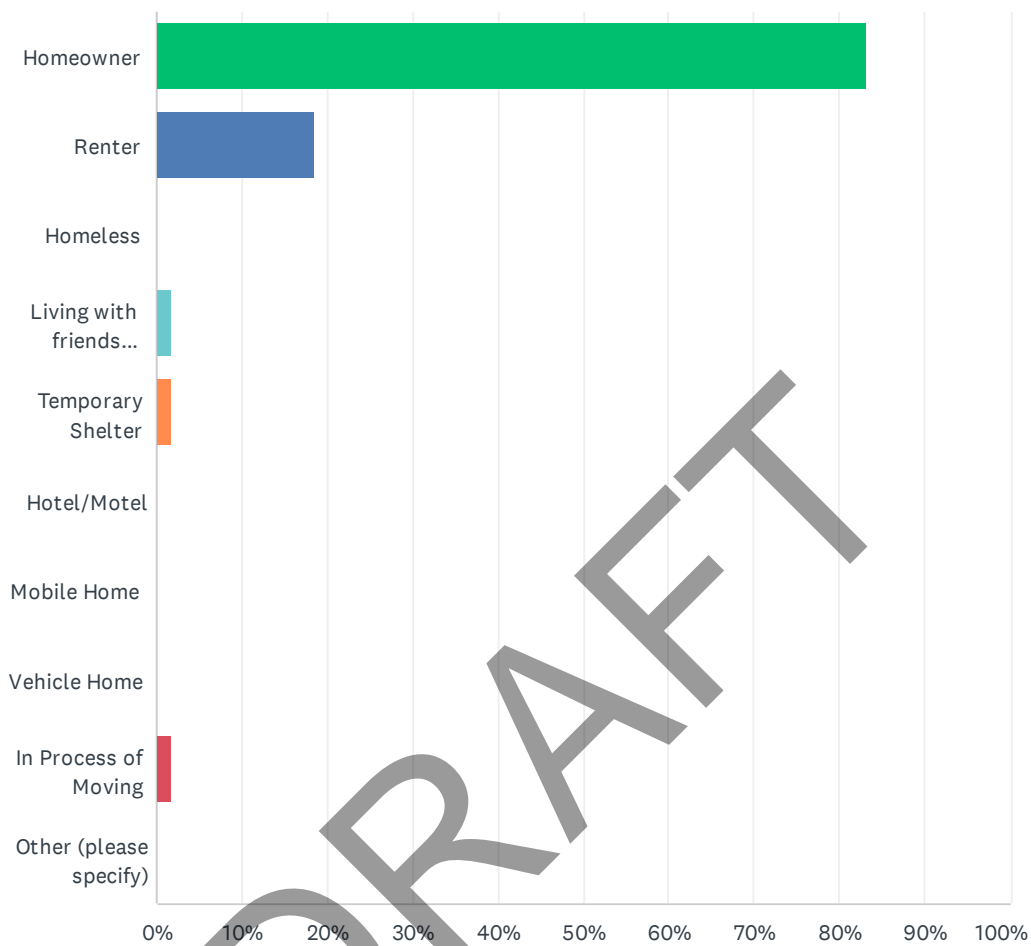
FY 2022-2026 Richland County CDBG Consolidated 5-Year Plan - Priority Needs Survey



	OVER	UNDER	N/A	TOTAL
1-Person Household - \$40,400	60.00% 9	26.67% 4	13.33% 2	15
2-Person Household - \$46,200	91.30% 21	4.35% 1	4.35% 1	23
3-Person Household - \$51,950	71.43% 10	14.29% 2	14.29% 2	14
4-Person Household - \$57,700	58.33% 7	25.00% 3	16.67% 2	12
5-Person Household - \$62,350	66.67% 4	0.00% 0	33.33% 2	6
6-Person Household - \$66,950	50.00% 2	0.00% 0	50.00% 2	4
7-Person Household - \$71,550	33.33% 1	0.00% 0	66.67% 2	3
8-Person or More Household - \$76,200	71.43% 5	0.00% 0	28.57% 2	7

Q25 What is your current housing status?

Answered: 59 Skipped: 15



FY 2022-2026 Richland County CDBG Consolidated 5-Year Plan - Priority Needs Survey

ANSWER CHOICES	RESPONSES	
Homeowner	83.05%	49
Renter	18.64%	11
Homeless	0.00%	0
Living with friends relatives	1.69%	1
Temporary Shelter	1.69%	1
Hotel/Motel	0.00%	0
Mobile Home	0.00%	0
Vehicle Home	0.00%	0
In Process of Moving	1.69%	1
Other (please specify)	0.00%	0
Total Respondents: 59		

#	OTHER (PLEASE SPECIFY)	DATE
	There are no responses.	

DRAFT

Q26 Are there any other personal experiences, comments, or concerns that you wish to share?

Answered: 11 Skipped: 63

#	RESPONSES	DATE
1	I believe community quality is based on its level of social cohesion, and for that reason I'm a huge fan of improving community design through increasing density and providing for more pedestrian infrastructure and urban street designs that slow cars within population areas.	6/14/2022 12:44 PM
2	Improvement of Decker Blvd and Percival rd.	6/8/2022 7:48 PM
3	No	6/7/2022 2:35 PM
4	NA	6/3/2022 9:07 AM
5	I am very concerned about the high eviction rates in the Columbia area and the number of people who are on the verge of homelessness due to the lack of affordable housing here!	6/1/2022 10:19 PM
6	Richland County is a second home for us, and we have generally found it to be a welcoming place.	5/31/2022 2:18 PM
7	I work with a number of families who are in a more dire situation than I am personally. I would like to be able to confidently point them to resources that are available--agencies and contacts change so often that it is challenging to keep my resource list up to date.	5/31/2022 11:21 AM
8	None	5/26/2022 4:50 PM
9	Our family, through our church activities, has encountered numerous other families for which affordable housing is a critical need. This is a need for which there is funding to meet and county needs to act now, while funding is available. I recently read that the General Assembly has an extra billion in the budget for this year. The county should be beating on legislators' doors to get funding for housing. A tax rebate is a political tactic that will have zero meaningful effect on the lives of people in Richland County. Affordable housing and improved infrastructure will have a positive impact on the lives of our county's residents. Please get it done.	5/26/2022 4:24 PM
10	No	5/24/2022 10:58 AM
11	No mailbox for 5 months.	5/7/2022 5:48 PM



Richland County Community Planning & Development

COMMUNITY DEVELOPMENT

FY 2022-2026 Richland County CDBG Consolidated 5-Year Plan - Priority Needs Survey

Richland County is conducting a survey to identify residents' needs in the community and fair housing concerns, such as acts of discrimination or barriers that might limit the housing choices of families and individuals. This survey will help the County prepare its CDBG Five-Year Consolidated Plan and Annual Action Plan. Please take a few minutes and complete this confidential questionnaire. The County would appreciate your response by Friday, June 10th, 2022.

We recommend that this survey be completed on a Desktop or Tablet computer.

1. On the table below, please rate the need for new or improved programs for Housing Needs in Richland County based on your experience.

				No	Don't
				Need	Know
High	Medium	Low			

High Medium Low NO DON'T

	High	Medium	Low	NO	DON'T
1. Repairs/Improvements to Housing	<input type="radio"/>	<input type="radio"/>	<input type="radio"/>	<input type="radio"/>	<input checked="" type="radio"/>
- Owner-Occupied Homes	<input checked="" type="radio"/>	<input type="radio"/>	<input type="radio"/>	<input type="radio"/>	<input type="radio"/>
- Rental Homes	<input type="radio"/>	<input checked="" type="radio"/>	<input type="radio"/>	<input type="radio"/>	<input type="radio"/>
- Apartments	<input type="radio"/>	<input type="radio"/>	<input type="radio"/>	<input checked="" type="radio"/>	<input type="radio"/>
2. Handicapped Accessibility	<input type="radio"/>	<input type="radio"/>	<input type="radio"/>	<input type="radio"/>	<input checked="" type="radio"/>
3. Exterior Property Maintenance	<input type="radio"/>	<input type="radio"/>	<input checked="" type="radio"/>	<input type="radio"/>	<input type="radio"/>
4. Assistance in Purchasing a House	<input type="radio"/>	<input checked="" type="radio"/>	<input type="radio"/>	<input type="radio"/>	<input type="radio"/>
5. Mortgage Assistance	<input type="radio"/>	<input type="radio"/>	<input type="radio"/>	<input type="radio"/>	<input checked="" type="radio"/>
6. Rental Assistance	<input checked="" type="radio"/>	<input type="radio"/>	<input type="radio"/>	<input type="radio"/>	<input type="radio"/>
7. Construction of New Housing	<input type="radio"/>	<input checked="" type="radio"/>	<input type="radio"/>	<input type="radio"/>	<input type="radio"/>
- For Sale	<input type="radio"/>	<input checked="" type="radio"/>	<input type="radio"/>	<input type="radio"/>	<input type="radio"/>
- Rental	<input type="radio"/>	<input checked="" type="radio"/>	<input type="radio"/>	<input type="radio"/>	<input type="radio"/>
8. Special Needs Housing	<input type="radio"/>	<input checked="" type="radio"/>	<input type="radio"/>	<input type="radio"/>	<input type="radio"/>
- Elderly	<input checked="" type="radio"/>	<input type="radio"/>	<input type="radio"/>	<input type="radio"/>	<input type="radio"/>
- Veterans	<input checked="" type="radio"/>	<input type="radio"/>	<input type="radio"/>	<input type="radio"/>	<input type="radio"/>
- Domestic Violence	<input type="radio"/>	<input type="radio"/>	<input type="radio"/>	<input type="radio"/>	<input checked="" type="radio"/>
- HIV Needs	<input type="radio"/>	<input type="radio"/>	<input type="radio"/>	<input type="radio"/>	<input checked="" type="radio"/>
- Drug/Alcohol Abuse	<input type="radio"/>	<input type="radio"/>	<input type="radio"/>	<input type="radio"/>	<input checked="" type="radio"/>
- Developmentally Delayed	<input type="radio"/>	<input type="radio"/>	<input type="radio"/>	<input type="radio"/>	<input checked="" type="radio"/>
- Mental Illness	<input type="radio"/>	<input checked="" type="radio"/>	<input type="radio"/>	<input type="radio"/>	<input type="radio"/>

	High	Medium	Low	NO Need	DON'T Know
9. Housing for Homeless	<input checked="" type="radio"/>	<input type="radio"/>	<input type="radio"/>	<input type="radio"/>	<input type="radio"/>
- Emergency Shelters	<input type="radio"/>	<input type="radio"/>	<input checked="" type="radio"/>	<input type="radio"/>	<input type="radio"/>
- Transitional Housing	<input checked="" type="radio"/>	<input type="radio"/>	<input type="radio"/>	<input type="radio"/>	<input type="radio"/>
- Supportive Services	<input checked="" type="radio"/>	<input type="radio"/>	<input type="radio"/>	<input type="radio"/>	<input type="radio"/>
- Permanent Housing	<input checked="" type="radio"/>	<input type="radio"/>	<input type="radio"/>	<input type="radio"/>	<input type="radio"/>
- Women's Shelters	<input type="radio"/>	<input type="radio"/>	<input checked="" type="radio"/>	<input type="radio"/>	<input type="radio"/>
- Men's Shelters	<input type="radio"/>	<input type="radio"/>	<input checked="" type="radio"/>	<input type="radio"/>	<input type="radio"/>
- Family Shelters	<input checked="" type="radio"/>	<input type="radio"/>	<input type="radio"/>	<input type="radio"/>	<input type="radio"/>
- Youth Shelters	<input type="radio"/>	<input type="radio"/>	<input type="radio"/>	<input type="radio"/>	<input checked="" type="radio"/>
- More Beds	<input type="radio"/>	<input type="radio"/>	<input type="radio"/>	<input type="radio"/>	<input checked="" type="radio"/>
10. Lead Paint Testing and Abatement	<input type="radio"/>	<input type="radio"/>	<input type="radio"/>	<input type="radio"/>	<input checked="" type="radio"/>
11. Asbestos Testing and Abatement	<input type="radio"/>	<input type="radio"/>	<input type="radio"/>	<input type="radio"/>	<input checked="" type="radio"/>
12. Tenant/Landlord Counseling	<input type="radio"/>	<input type="radio"/>	<input type="radio"/>	<input type="radio"/>	<input checked="" type="radio"/>
13. Residential Historic Preservation	<input checked="" type="radio"/>	<input type="radio"/>	<input type="radio"/>	<input type="radio"/>	<input type="radio"/>
14. Energy/Weatherization Programs	<input type="radio"/>	<input type="radio"/>	<input type="radio"/>	<input type="radio"/>	<input checked="" type="radio"/>
15. Housing Counseling	<input type="radio"/>	<input type="radio"/>	<input type="radio"/>	<input type="radio"/>	<input checked="" type="radio"/>
16. Other Housing Needs	<input type="radio"/>	<input type="radio"/>	<input type="radio"/>	<input type="radio"/>	<input checked="" type="radio"/>

Please list other housing needs

There is an extreme need for low cost housing

2. On the table below, please rate the need for new or improved programs for Public Improvements Needs in Richland County based on your experience.

	High	Medium	Low	No Need	Don't Know
1. Flood/Drainage Improvements	<input checked="" type="radio"/>	<input type="radio"/>	<input type="radio"/>	<input type="radio"/>	<input type="radio"/>
2. Sewer Improvements	<input checked="" type="radio"/>	<input type="radio"/>	<input type="radio"/>	<input type="radio"/>	<input type="radio"/>
3. Street Improvements	<input checked="" type="radio"/>	<input type="radio"/>	<input type="radio"/>	<input type="radio"/>	<input type="radio"/>
4. Water System Improvements	<input type="radio"/>	<input type="radio"/>	<input type="radio"/>	<input type="radio"/>	<input checked="" type="radio"/>
5. Sidewalk Improvements	<input checked="" type="radio"/>	<input type="radio"/>	<input type="radio"/>	<input type="radio"/>	<input type="radio"/>
6. Street Lighting Improvements	<input checked="" type="radio"/>	<input type="radio"/>	<input type="radio"/>	<input type="radio"/>	<input type="radio"/>
7. Parking Facilities	<input type="radio"/>	<input type="radio"/>	<input checked="" type="radio"/>	<input type="radio"/>	<input type="radio"/>
8. Signage/Landscaping Improvements	<input checked="" type="radio"/>	<input type="radio"/>	<input type="radio"/>	<input type="radio"/>	<input type="radio"/>
9. Broadband Infrastructure	<input type="radio"/>	<input type="radio"/>	<input type="radio"/>	<input type="radio"/>	<input type="radio"/>

List specific problem areas

I'm referring to the core of the city

3. On the table below, please rate the need for new or improved programs for Public Facilities in Richland County based on your experience.

High Medium Low No Need Don't Know

	High	Medium	Low	NO Need	DON'T Know
1. Teen/Youth Centers	<input type="radio"/>	<input type="radio"/>	<input type="radio"/>	<input type="radio"/>	<input checked="" type="radio"/>
2. Senior Centers	<input checked="" type="radio"/>	<input type="radio"/>	<input type="radio"/>	<input type="radio"/>	<input type="radio"/>
3. Library Facilities	<input type="radio"/>	<input type="radio"/>	<input checked="" type="radio"/>	<input type="radio"/>	<input type="radio"/>
4. Park and Recreation Facilities	<input type="radio"/>	<input type="radio"/>	<input type="radio"/>	<input type="radio"/>	<input checked="" type="radio"/>
- Playground Equipment	<input type="radio"/>	<input type="radio"/>	<input type="radio"/>	<input type="radio"/>	<input checked="" type="radio"/>
- Benches & Picnic Tables	<input type="radio"/>	<input type="radio"/>	<input type="radio"/>	<input type="radio"/>	<input checked="" type="radio"/>
- Baseball Fields	<input type="radio"/>	<input type="radio"/>	<input type="radio"/>	<input type="radio"/>	<input checked="" type="radio"/>
- Soccer Fields	<input type="radio"/>	<input type="radio"/>	<input type="radio"/>	<input type="radio"/>	<input checked="" type="radio"/>
- Basketball Courts	<input type="radio"/>	<input type="radio"/>	<input type="radio"/>	<input type="radio"/>	<input checked="" type="radio"/>
- Tennis/Pickleball Courts	<input type="radio"/>	<input type="radio"/>	<input type="radio"/>	<input type="radio"/>	<input checked="" type="radio"/>
- Concession Stands	<input type="radio"/>	<input type="radio"/>	<input type="radio"/>	<input type="radio"/>	<input checked="" type="radio"/>
- ADA Surfacing	<input type="radio"/>	<input type="radio"/>	<input type="radio"/>	<input type="radio"/>	<input checked="" type="radio"/>
- ADA Equipment	<input type="radio"/>	<input type="radio"/>	<input type="radio"/>	<input type="radio"/>	<input checked="" type="radio"/>
- Greenways	<input type="radio"/>	<input checked="" type="radio"/>	<input type="radio"/>	<input type="radio"/>	<input type="radio"/>
- Pools	<input type="radio"/>	<input checked="" type="radio"/>	<input type="radio"/>	<input type="radio"/>	<input type="radio"/>
- Walking/Biking Trails	<input type="radio"/>	<input type="radio"/>	<input type="radio"/>	<input type="radio"/>	<input checked="" type="radio"/>
5. Historical Preservation of Facilities	<input type="radio"/>	<input type="radio"/>	<input type="radio"/>	<input type="radio"/>	<input checked="" type="radio"/>

Please list other public facilities that should be added or improved

4. On the table below, please rate the need for new or improved Public Safety and Community Service programs in Richland County based on your experience.

	High	Medium	Low	No Need	Don't Know
1. Youth Services	<input type="radio"/>	<input type="radio"/>	<input type="radio"/>	<input type="radio"/>	<input checked="" type="radio"/>
2. Community Center Services	<input type="radio"/>	<input type="radio"/>	<input type="radio"/>	<input type="radio"/>	<input checked="" type="radio"/>
3. Day Care Services	<input type="radio"/>	<input type="radio"/>	<input type="radio"/>	<input type="radio"/>	<input checked="" type="radio"/>
4. Senior Citizen Services	<input checked="" type="radio"/>	<input type="radio"/>	<input type="radio"/>	<input type="radio"/>	<input type="radio"/>
5. Special Needs Services	<input checked="" type="radio"/>	<input type="radio"/>	<input type="radio"/>	<input type="radio"/>	<input type="radio"/>
6. Health Care Facilities/Services (Dental Clinics, Urgent Care Clinics, Eye Clinics, etc.)	<input type="radio"/>	<input checked="" type="radio"/>	<input type="radio"/>	<input type="radio"/>	<input type="radio"/>
7. Immigrant/ESL Services	<input type="radio"/>	<input type="radio"/>	<input type="radio"/>	<input type="radio"/>	<input checked="" type="radio"/>
8. Services for Abused and Neglected Children	<input checked="" type="radio"/>	<input type="radio"/>	<input type="radio"/>	<input type="radio"/>	<input type="radio"/>
9. Services for Victims of Domestic Violence	<input checked="" type="radio"/>	<input type="radio"/>	<input type="radio"/>	<input type="radio"/>	<input type="radio"/>
10. Services for Victims of Sexual Assault	<input checked="" type="radio"/>	<input type="radio"/>	<input type="radio"/>	<input type="radio"/>	<input type="radio"/>

	High	Medium	Low	NO Need	DO I Know
11. Services for Victims of Human Trafficking	<input type="radio"/>	<input type="radio"/>	<input type="radio"/>	<input type="radio"/>	<input checked="" type="radio"/>
12. Substance Abuse Services	<input type="radio"/>	<input type="radio"/>	<input type="radio"/>	<input type="radio"/>	<input checked="" type="radio"/>
13. Transportation Services	<input type="radio"/>	<input type="radio"/>	<input type="radio"/>	<input type="radio"/>	<input checked="" type="radio"/>
14. Fire Prevention	<input type="radio"/>	<input type="radio"/>	<input type="radio"/>	<input type="radio"/>	<input checked="" type="radio"/>
15. Police Services	<input checked="" type="radio"/>	<input type="radio"/>	<input type="radio"/>	<input type="radio"/>	<input type="radio"/>
16. Crime Awareness and Prevention	<input type="radio"/>	<input type="radio"/>	<input type="radio"/>	<input type="radio"/>	<input checked="" type="radio"/>
17. Offender Re-Entry Programs	<input type="radio"/>	<input checked="" type="radio"/>	<input type="radio"/>	<input type="radio"/>	<input type="radio"/>
18. Juvenile Justice Programs	<input type="radio"/>	<input checked="" type="radio"/>	<input type="radio"/>	<input type="radio"/>	<input type="radio"/>
19. Code Enforcement	<input checked="" type="radio"/>	<input type="radio"/>	<input type="radio"/>	<input type="radio"/>	<input type="radio"/>
20. Emergency Medical Services	<input type="radio"/>	<input type="radio"/>	<input type="radio"/>	<input type="radio"/>	<input checked="" type="radio"/>
21. Other Public Services	<input type="radio"/>	<input type="radio"/>	<input type="radio"/>	<input type="radio"/>	<input checked="" type="radio"/>

List specific problem areas

Services for drug abusers & the mentally ill are available but not reaching all who need them. The mentally ill are quite visible downtown

5. On the table below, please rate the need for new or improved programs for Economic and Workforce Development Needs in Richland County based on your experience.

	High	Medium	Low	NO Need	Don't Know
1. Job Creation	<input type="radio"/>	<input checked="" type="radio"/>	<input type="radio"/>	<input type="radio"/>	<input type="radio"/>
2. Employment Training	<input checked="" type="radio"/>	<input type="radio"/>	<input type="radio"/>	<input type="radio"/>	<input type="radio"/>
3. Financial Literacy Programs	<input type="radio"/>	<input type="radio"/>	<input type="radio"/>	<input type="radio"/>	<input checked="" type="radio"/>
4. Start-Up Business Assistance	<input type="radio"/>	<input type="radio"/>	<input checked="" type="radio"/>	<input type="radio"/>	<input type="radio"/>
5. Business/Entrepreneur Program	<input type="radio"/>	<input type="radio"/>	<input checked="" type="radio"/>	<input type="radio"/>	<input type="radio"/>
6. Leadership Development	<input type="radio"/>	<input type="radio"/>	<input type="radio"/>	<input type="radio"/>	<input checked="" type="radio"/>
7. Business Consultants	<input type="radio"/>	<input type="radio"/>	<input checked="" type="radio"/>	<input type="radio"/>	<input type="radio"/>
8. Business Support Systems	<input type="radio"/>	<input type="radio"/>	<input type="radio"/>	<input type="radio"/>	<input checked="" type="radio"/>
9. Small Business Mentoring/Assistance	<input type="radio"/>	<input checked="" type="radio"/>	<input type="radio"/>	<input type="radio"/>	<input type="radio"/>
10. Small Business Loans	<input type="radio"/>	<input checked="" type="radio"/>	<input type="radio"/>	<input type="radio"/>	<input type="radio"/>
11. Commercial/Industrial Rehabilitation	<input type="radio"/>	<input type="radio"/>	<input type="radio"/>	<input type="radio"/>	<input checked="" type="radio"/>
12. Other Economic Development Needs	<input type="radio"/>	<input type="radio"/>	<input type="radio"/>	<input type="radio"/>	<input checked="" type="radio"/>

List other obstacles to economic opportunity

There are too many small businesses that quickly fail because of a lack of sufficient capitalization and knowledge of the range of skills necessary to be successful

6. On the table below, please rate the need for new or improved programs for Development or

Revitalization in Richmond County based on your experience.

	High	Medium	Low	No Need	Don't Know
1. Restaurants	<input checked="" type="radio"/>	<input type="radio"/>	<input type="radio"/>	<input type="radio"/>	<input type="radio"/>
2. Creative Façade Program	<input checked="" type="radio"/>	<input type="radio"/>	<input type="radio"/>	<input type="radio"/>	<input type="radio"/>
3. Lack and/or Availability of Merchandise	<input type="radio"/>	<input type="radio"/>	<input type="radio"/>	<input type="radio"/>	<input checked="" type="radio"/>
4. Create Light Industrial Uses	<input type="radio"/>	<input type="radio"/>	<input type="radio"/>	<input type="radio"/>	<input checked="" type="radio"/>
5. Business Retention	<input checked="" type="radio"/>	<input type="radio"/>	<input type="radio"/>	<input type="radio"/>	<input type="radio"/>
6. Accessibility Assistance	<input type="radio"/>	<input type="radio"/>	<input type="radio"/>	<input type="radio"/>	<input checked="" type="radio"/>
7. Cleaning/Tidiness	<input type="radio"/>	<input type="radio"/>	<input checked="" type="radio"/>	<input type="radio"/>	<input type="radio"/>
8. Streetscape	<input checked="" type="radio"/>	<input type="radio"/>	<input type="radio"/>	<input type="radio"/>	<input type="radio"/>
9. More Parking	<input type="radio"/>	<input type="radio"/>	<input type="radio"/>	<input checked="" type="radio"/>	<input type="radio"/>
10. Building Improvements	<input type="radio"/>	<input type="radio"/>	<input checked="" type="radio"/>	<input type="radio"/>	<input type="radio"/>
11. Alley Improvements	<input checked="" type="radio"/>	<input type="radio"/>	<input type="radio"/>	<input type="radio"/>	<input type="radio"/>
12. Demolition/Repurposing of Properties	<input type="radio"/>	<input type="radio"/>	<input type="radio"/>	<input type="radio"/>	<input checked="" type="radio"/>

Please list types of businesses/services you feel should be recruited to the County

Specifically a Pottery Barn or Crate & Barrel would bring shoppers to the county. High end hardware.

7. On the table below, please rate the need for new or improved programs for Neighborhood

DRAFT

8. What is the name of your town or neighborhood? (Example: Lower Richland/Blythewood)

Main Street District

9. Please describe other concerns or needs in Richland County

10. Please list ideas on how the County can partner with citizens and organization to help make your neighborhood a more desirable place to live.

Next

Powered by



See how easy it is to [create a survey](#).

Needs in Richmond County based on your experience.

	High	Medium	Low	No Need	Don't Know
1. Daytime Neighborhood Safety	<input type="radio"/>	<input type="radio"/>	<input checked="" type="radio"/>	<input type="radio"/>	<input type="radio"/>
2. Nighttime Neighborhood Safety	<input checked="" type="radio"/>	<input type="radio"/>	<input type="radio"/>	<input type="radio"/>	<input type="radio"/>
3. Litter/Trash Pickup	<input type="radio"/>	<input checked="" type="radio"/>	<input type="radio"/>	<input type="radio"/>	<input type="radio"/>
4. Demolition/Repurposing of Properties	<input type="radio"/>	<input type="radio"/>	<input type="radio"/>	<input type="radio"/>	<input checked="" type="radio"/>
5. Anti-Drug Initiatives	<input type="radio"/>	<input type="radio"/>	<input type="radio"/>	<input type="radio"/>	<input checked="" type="radio"/>
6. Vandalism and/or Break-ins Initiatives	<input checked="" type="radio"/>	<input type="radio"/>	<input type="radio"/>	<input type="radio"/>	<input type="radio"/>
7. Improved Street Lighting	<input checked="" type="radio"/>	<input type="radio"/>	<input type="radio"/>	<input type="radio"/>	<input type="radio"/>
8. Repair of Poorly Maintained Streets and Sidewalks	<input checked="" type="radio"/>	<input type="radio"/>	<input type="radio"/>	<input type="radio"/>	<input type="radio"/>
9. Reducing Traffic and/or Speeding Vehicles	<input checked="" type="radio"/>	<input type="radio"/>	<input type="radio"/>	<input type="radio"/>	<input type="radio"/>
10. Upgrade of Poorly Maintained Public Spaces	<input checked="" type="radio"/>	<input type="radio"/>	<input type="radio"/>	<input type="radio"/>	<input type="radio"/>
11. Pest/Animal Control	<input type="radio"/>	<input type="radio"/>	<input type="radio"/>	<input type="radio"/>	<input checked="" type="radio"/>
12. Code Enforcement	<input checked="" type="radio"/>	<input type="radio"/>	<input type="radio"/>	<input type="radio"/>	<input type="radio"/>
13. Street/Neighborhood Signage	<input checked="" type="radio"/>	<input type="radio"/>	<input type="radio"/>	<input type="radio"/>	<input type="radio"/>
14. Sidewalks and Curbs	<input checked="" type="radio"/>	<input type="radio"/>	<input type="radio"/>	<input type="radio"/>	<input type="radio"/>
15. Handicap Accessibility	<input type="radio"/>	<input type="radio"/>	<input type="radio"/>	<input type="radio"/>	<input checked="" type="radio"/>

Please list other neighborhood needs

**RICHLAND COUNTY, SC
CDBG AND HOME PROGRAMS
AGENCIES/ORGANIZATIONS NEEDS SURVEY**

Name of Agency/Organization:

Address:

Name:

Title:

Phone:

E-Mail:

Description of programs/services your agency provides: (Attach any brochures)

Please respond to the following questions if they apply to your agency or organization.

Does your organization provide any services or programs for the following?

- | | | |
|--|---|---|
| <input type="checkbox"/> Social/Human Services | <input type="checkbox"/> Housing | <input type="checkbox"/> Economic Development |
| <input type="checkbox"/> Community Development | <input type="checkbox"/> Housing Assistance | <input type="checkbox"/> Other: _____ |
| <input type="checkbox"/> Homelessness/CoC | <input type="checkbox"/> Housing Rehabilitation | |
| <input type="checkbox"/> Public Health | <input type="checkbox"/> Fair Housing | |
| <input type="checkbox"/> Job Training | <input type="checkbox"/> Planning | |
| <input type="checkbox"/> Higher Education | <input type="checkbox"/> Business Loans | |
| <input type="checkbox"/> Youth Education | <input type="checkbox"/> Justice/Corrections | |
| <input type="checkbox"/> Adult Education | <input type="checkbox"/> Advocacy | |

What clientele does your program(s) serve?

- | | | |
|--|--|---------------------------------------|
| <input type="checkbox"/> Low-Income | <input type="checkbox"/> Immigrants/Refugees | <input type="checkbox"/> Families |
| <input type="checkbox"/> Incarcerated Individuals | <input type="checkbox"/> Disabled | <input type="checkbox"/> Elderly |
| <input type="checkbox"/> Neighborhood/Target Areas | <input type="checkbox"/> Children/Youth | <input type="checkbox"/> Homeless |
| <input type="checkbox"/> LGBTQIA | <input type="checkbox"/> Domestic Violence Victims | <input type="checkbox"/> Other: _____ |

What are the unmet community and economic development needs in the County?

What are the unmet housing needs in the County?

What are the unmet social service and human service needs in the County?

Are there any Fair Housing issues in the County?

Does your organization have plans to add any new programs or, expand existing programs? Please describe.

Does your organization have plans to or add new facilities or perform renovations on existing facilities? Please describe.

Other Comments/Suggestions regarding housing and homelessness in Richland County:

RICHLAND COUNTY, SC CDBG AND HOME PROGRAMS AGENCIES/ORGANIZATIONS NEEDS SURVEY

Name of Agency/Organization: *Richland County Sheriff's Department*

Address: *5023 Two Notch Rd., Columbia, SC 29223*

Name: *Harry J. Polis, Jr.*

Title: *Deputy Chief*

Phone: *803-570-3095*

E-Mail: *hpolis@rcsd.net*

Description of programs/services your agency provides: (Attach any brochures)

We are a full service law enforcement agency.

Please respond to the following questions if they apply to your agency or organization.

Does your organization provide any services or programs for the following?

- | | | |
|---|---|--|
| <input checked="" type="checkbox"/> Social/Human Services | <input type="checkbox"/> Housing | <input type="checkbox"/> Economic Development |
| <input type="checkbox"/> Community Development | <input type="checkbox"/> Housing Assistance | <input checked="" type="checkbox"/> Other: <i>Law Enforcement Services</i> |
| <input type="checkbox"/> Homelessness/CoC | <input type="checkbox"/> Housing Rehabilitation | |
| <input type="checkbox"/> Public Health | <input type="checkbox"/> Fair Housing | |
| <input type="checkbox"/> Job Training | <input type="checkbox"/> Planning | |
| <input type="checkbox"/> Higher Education | <input type="checkbox"/> Business Loans | |
| <input type="checkbox"/> Youth Education | <input checked="" type="checkbox"/> Justice/Corrections | |
| <input type="checkbox"/> Adult Education | <input type="checkbox"/> Advocacy | |

What clientele does your program(s) serve?

- | | | |
|---|---|--|
| <input checked="" type="checkbox"/> Low-Income | <input checked="" type="checkbox"/> Immigrants/Refugees | <input checked="" type="checkbox"/> Families |
| <input type="checkbox"/> Incarcerated Individuals | <input checked="" type="checkbox"/> Disabled | <input checked="" type="checkbox"/> Elderly |
| <input checked="" type="checkbox"/> Neighborhood/Target Areas | <input checked="" type="checkbox"/> Children/Youth | <input checked="" type="checkbox"/> Homeless |
| <input checked="" type="checkbox"/> LGBTQIA | <input checked="" type="checkbox"/> Domestic Violence Victims | <input type="checkbox"/> Other: _____ |

What are the unmet community and economic development needs in the County?

What are the unmet housing needs in the County?

What are the unmet social service and human service needs in the County?

Are there any Fair Housing issues in the County?

Does your organization have plans to add any new programs or, expand existing programs? Please describe.

Does your organization have plans to or add new facilities or perform renovations on existing facilities? Please describe.

- 911 call center / Forensic lab @ 7201 Two Notch Road
- Upper Township Sheriff's Substation @ 7615 Wilson Blvd.

Other Comments/Suggestions regarding housing and homelessness in Richland County:

**RICHLAND COUNTY, SC
CDBG AND HOME PROGRAMS
AGENCIES/ORGANIZATIONS NEEDS SURVEY**

Name of Agency/Organization: Catholic Charities of the Midlands
RENEW / Esther's Journey Restorative Justice Programs

Address: 809 Calhoun Street, Columbia, South Carolina 29201

Name: Gilbert N. Grimball **Title:** Program Specialist for Restorative Justice

Phone: 803.726.7769 **E-Mail:** nikkigrimball@charlestandioocese.org

Description of programs/services your agency provides: (Attach your brochure)

RENEW (for men) and Esther's Journey (for women) were established to address the needs of people are incarcerated and are scheduled for release within 6 months. Our ministry partnered with SCDC to go inside the facilities and meet face to face with the inmates and their counselors to address what supports could be provided before reentry. Our primary focus has been on 4 major areas:

1. RECLAIM YOUR NAME – We work to ensure that every person leaving incarceration has their critical documents (birth certificate, social security card, and SC picture Identification Card)
2. HOMELESSNESS – No person leaving any state facility should return to society and have no options for housing. Financial support is offered for the initial 3 weeks to 1 month for housing.
3. DIGNITY – Every person served who has no financial means is offered personal items (clothing, underwear, toiletries, resource information, etc) to ensure that they can walk in dignity as they begin again.
4. ADVOCACY – We work very closely with the SCDC Reentry Division to address policies and procedures that may require review and modifications. This has proven to be a very effective means to affect some immediate changes that need to be made.

Please respond to the following questions if they apply to your agency or organization.

Does your organization provide any services or programs for the following?

- | | | |
|--|---|---|
| <input type="checkbox"/> Social/Human Services | <input type="checkbox"/> Housing | <input type="checkbox"/> Economic Development |
| <input type="checkbox"/> Community Development | <input type="checkbox"/> Housing Assistance | <input type="checkbox"/> Other: Critical Docs |
| <input type="checkbox"/> Homelessness/CoC | <input type="checkbox"/> Housing Rehabilitation | |
| <input type="checkbox"/> Public Health | <input type="checkbox"/> Fair Housing | |
| <input type="checkbox"/> Job Training | <input type="checkbox"/> Planning | |
| <input type="checkbox"/> Higher Education | <input type="checkbox"/> Business Loans | |
| <input type="checkbox"/> Youth Education | <input type="checkbox"/> Justice/Corrections | |
| <input type="checkbox"/> Adult Education | <input type="checkbox"/> Advocacy | |

What clientele does your program(s) serve?

- | | | |
|--|--|---------------------------------------|
| <input type="checkbox"/> Low-Income | <input type="checkbox"/> Immigrants/Refugees | <input type="checkbox"/> Families |
| <input type="checkbox"/> Incarcerated Individuals | <input type="checkbox"/> Disabled | <input type="checkbox"/> Elderly |
| <input type="checkbox"/> Neighborhood/Target Areas | <input type="checkbox"/> Children/Youth | <input type="checkbox"/> Homeless |
| <input type="checkbox"/> LBGTQIA | <input type="checkbox"/> Domestic Violence Victims | <input type="checkbox"/> Other: _____ |

What are the unmet community and economic development needs in the County?

Possibly but not informed well enough to speak on the issue.

What are the unmet housing needs of the County?

The Housing First initiative needs to be considered as a viable option...at least as a pilot program in each county.

What are the unmet social service and human service needs of the County?

Possibly but not informed well enough to speak on the issue.

Are there any Fair Housing issues in the County?

The term "fair housing" is never well defined and the most vulnerable and at risk of homelessness seem to be the least likely to benefit from "Fair Housing" initiatives.

**Does your organization have plans to add any new programs or, expand existing programs?
Please describe.**

Possibly but not informed well enough to speak on the issue.

Does your organization have plans to add new facilities or perform renovations on existing facilities? Please describe>?

Uncertain

Other Comments/Suggestions regarding housing and homelessness in Richland County:

None



Diocese of Charleston

RENEW

Mission Statement:

To provide service to people in need, to advocate for justice in social structures, and to call the entire church and other people of good will to do the same.

Vision Statement:

Every man, no matter the past, is worthy and his journey is purposed for good.

Objectives:

To provide training, education, spiritual reformation and apprenticeship programs to divert criminal activities and recidivism.



Catholic Charities
of the Diocese of Charleston, Inc.
Serving God's family throughout South Carolina.

Gilbert Nikita Grimball
325 Spears Creek Church Road, Apartment 1204
Elgin, SC 29045

Catholic Charities
of the Diocese of Charleston, Inc.
Serving God's family throughout South Carolina.



1427 Pickens Street, Columbia, SC 29201

DRAFT

RENEW

PRISON MINISTRY & COMMUNITY REENGAGEMENT INITIATIVE

Every Man, No Matter The Past, Is Worthy And His Journey Is Purposed For Good

Truly I tell you, whatever you did for one of the least of these brothers and sisters of mine, you did for me.

Matthew 25:40



MATTHEW 25:

35 For I was hungry, and you gave Me something to eat; I was thirsty, and you gave Me something to drink; I was a stranger, and you invited Me in; 36 naked, and you clothed Me; I was sick, and you visited Me;

I was in prison, and you came to Me...

Gilbert "Nikki" Grimball
Program Specialist for Prison Ministry
RENEW
nikkigrimball@catholic-doc.org
803.726.7769

always REMEMBER
YOU ARE BRAVER
THAN YOU BELIEVE

STRONGER
THAN YOU SEEM

SMARTER
THAN YOU THINK

AND LOVED

-MORE THAN YOU KNOW-

In creating a non-violent offender re-entry program, there are many levels of challenges that must be acknowledged and addressed. As with any challenge,

WHEN THE FOCUS IS ONLY ON THE PROBLEM, THE PROBLEM PERSISTS.

Through the development of the Catholic Charities **RENEW** reentry program, we will collaborate to build stronger supports by strategically building on the social support resources throughout Columbia. Our goal is to be a vessel to bring about positive change, one person at a time. The gentlemen who enter the **RENEW** program will serve as key players in designing their own personal plans for success. To build a plan for success, one must first sure up the foundation upon which it shall rest. No matter the depth of degradation from the past, a crucial part of the development of **RENEW** is to begin each individual journey with a clean slate; cultivate in each man, a new perspective of who they can be.

"Injustice anywhere is a threat to justice everywhere. We are caught in an inescapable network of mutuality, tied in a single garment of destiny. Whatever affects one directly, affects all indirectly."

Martin Luther King Jr.,
 Letter from the Birmingham Jail

Every man, no matter the past, is worthy and his journey is purposed for good.

RENEW will strengthen spiritual astuteness by providing prayer meetings, spiritual support sessions and mentoring which will help with life adjustments. **RENEW** will identify and partner with community groups to create opportunity to enhance skills and work ethics so that ex-offenders will have a new start and are able to have productive lives.

Our purpose is to help ex-offenders who are predisposed to homelessness and indigence to identify and address their needs and problems in order to effectively address them. Restorative Justice will be the tool to help the participants regain their relationships with their families, their communities and the professional world in which they live.

The targeted population are ex-offenders who are struggling with homelessness and indigence. Our goal is to help by providing support groups and mentors to regenerate these individuals.

RENEW will provide a time table strategy to set goals and measure levels of progress throughout for those participants in **RENEW**.

RESTORATIVE JUSTICE

is an approach to justice that focuses on the needs of the victims and the offenders, instead of satisfying abstract legal principles or punishing the offender. Offenders are encouraged to take responsibility for their actions, demonstrate a sense of remorse and "to repair the harm they've done – by apologizing, returning stolen money, or community service. In addition, it provides help for the offender in order to avoid future offenses. It is based on a theory of justice that considers crime and wrongdoing to be an offence against an individual or community, rather than the state.

TARGET GOALS

- Promote and provoke City and County Governmental Awareness
- Reduce the rate of homelessness among the target group
- Reduce the rate of recidivism among the target group
- Development of a multidominational Outreach Team
- Identify transitional and permanent housing resources
- Life Skills development
- Critical document assistance – ID, SS Card, birth certificate, obtaining government based support if qualified (SNAP, SSI, VA, etc.)
- Case Management
- Mentors

**RICHLAND COUNTY, SC
CDBG AND HOME PROGRAMS
AGENCIES/ORGANIZATIONS NEEDS SURVEY**

Name of Agency/Organization: Catholic Charities of the Midlands
Clean of Heart / Clothing Closet / Next Level Services

Address: 809 Calhoun Street, Columbia, South Carolina 29201

Name: Teresa Maybay **Title:** Site Administrator (Director)

Phone: 803.726.7764 **E-Mail:** tmaybay@charlestdiocese.org

Description of programs/services your agency provides: (Attach your brochure)

Catholic Charities of South Carolina was established in 1945 by the Diocese of Charleston as the Social Outreach of the Catholic Community. The main office is in Charleston with staffed Sites around the state: Columbia, Greenville, Gloverville, Conway, Georgetown, Hardeeville, and Charleston. Columbia's primary focus areas are:

1. CLEAN OF HEART – Free showers and laundry service for the homeless and low-income; Manned by Volunteers; By appointment only to maintain a safe, calm environment
2. CLOTHING CLOSET – Full men's/women's closets to provide full outfits every 6 weeks; Emergency items such as socks and underwear are always available; Winter items are immediately passed on a first come/first serve basis
3. NEXT LEVEL SERVICES – Creating a 1-on-1 relationship that stands on accountability and partners with the client to obtain Critical Documents/Community Services to become self-sustained and housed; Limited spots available at one time to allow focused work
4. ADVOCACY – We work hand in hand with other agencies to provide the best support for each client.

Please respond to the following questions if they apply to your agency or organization.

Does your organization provide any services or programs for the following?

- | | | |
|--|---|--|
| <input type="checkbox"/> Social/Human Services | <input type="checkbox"/> Housing | <input type="checkbox"/> Economic Development |
| <input type="checkbox"/> Community Development | <input type="checkbox"/> Housing Assistance | <input type="checkbox"/> Other: <u>Critical Docs</u> |
| <input type="checkbox"/> Homelessness/CoC | <input type="checkbox"/> Housing Rehabilitation | |
| <input type="checkbox"/> Public Health | <input type="checkbox"/> Fair Housing | |
| <input type="checkbox"/> Job Training | <input type="checkbox"/> Planning | |
| <input type="checkbox"/> Higher Education | <input type="checkbox"/> Business Loans | |
| <input type="checkbox"/> Youth Education | <input type="checkbox"/> Justice/Corrections | |
| <input type="checkbox"/> Adult Education | <input type="checkbox"/> <u>Advocacy</u> | |

What clientele does your program(s) serve?

- | | | |
|--|--|--|
| <input type="checkbox"/> <u>Low-Income</u> | <input type="checkbox"/> Immigrants/Refugees | <input type="checkbox"/> Families |
| <input type="checkbox"/> Incarcerated Individuals | <input type="checkbox"/> Disabled | <input type="checkbox"/> Elderly |
| <input type="checkbox"/> Neighborhood/Target Areas | <input type="checkbox"/> Children/Youth | <input type="checkbox"/> <u>Homeless</u> |
| <input type="checkbox"/> LBGTQIA | <input type="checkbox"/> Domestic Violence Victims | <input type="checkbox"/> Other: _____ |

What are the unmet community and economic development needs in the County?

Not informed well enough to speak on the issue. This is the reason that we are excited about participating in this Board. We would like to be better informed of the needs, so that we can assist by working towards solutions.

What are the unmet housing needs of the County?

At this time, I am only informed of the needs of the homeless and completely understand that FREE housing is not an option.

What are the unmet social service and human service needs of the County?

Not too familiar with Richland County yet.

Are there any Fair Housing issues in the County?

Homeless individuals seem to be the least likely to benefit from "Fair Housing" initiatives.

Does your organization have plans to add any new programs or, expand existing programs? Please describe.

We began the NEXT LEVEL SERVICES Program in January 2022. We work with 3-5 individuals at a time to provide a consistent and focused partnership. Since our beginning, we have assisted over 75 individuals with obtaining their Critical Documents (SC ID/SS card/birth certificate) and have assisted seven (7) with getting their SS and/or VA benefits that has resulted in three (3) entering stable housing. We plan to continue this work by hiring a Social Worker that will focus solely on this Program.

Does your organization have plans to add new facilities or perform renovations on existing facilities? Please describe>?

The plan is to add a new Program to one of current building on Pickens Street. That decision has not officially been made. We are still researching the need in the area.

Other Comments/Suggestions regarding housing and homelessness in Richland County:

None

DRAFT

MISSION & VISION STATEMENTS

Catholic Charities of South Carolina is the social outreach arm of the Catholic Church.

We are a 501c(3) nonprofit organization that has been serving those in need since 1945.

MISSION

In fulfillment of the Gospels call to serve Christ in those in need, Catholic Charities of South Carolina seeks to exemplify and inspire Christian service.

VISION

Leaders in Christian service: "Whatever you did unto the least of these, you did it unto me"
Matthew 25



ABOUT US

Catholic Charities of South Carolina was founded on March 15, 1945 and is an independent 501 c3 organization.

To learn more about our programs and services, visit our website:
<https://www.charitiessc.org>

Donate online:

<https://www.charitiessc.org/donate>

Donate by mail:

Catholic Charities Midlands
809 Calhoun Street
Columbia, SC 29201
803-726-7764

CONTACT US

Catholic Charities of South Carolina
Midlands Regional Office
809 Calhoun Street
Columbia, SC 29201
803-726-7764



*Midlands
Regional Office*



Catholic Charities of South Carolina
Midlands Regional Office
809 Calhoun Street
Columbia, SC 29201
803-726-7764

PROGRAMS & SERVICES

WE SERVE THE 16 COUNTIES OF THE MIDLANDS

Aiken, Allendale, Bamberg, Barnwell, Calhoun, Chester, Clarendon, Edgefield, Kershaw, Lancaster, Lexington, Orangeburg, Richland, Saluda, Sumter, York



NEXT LEVEL SERVICES

A heart-grown initiative that works to assist unhoused clients with rising up out of homelessness, Next Level Services started in January 2022. Through valuable community partnerships, we are walking hand-in-hand with each client in their journey off the streets. Obtaining their Critical Documents (ID, SS card, birth certificate), securing housing, employment, and benefits is just the foundation of setting clients up for the new, Next Level of their lives.



RESTORATIVE JUSTICE

Restorative Justice is an inside and outside of the prison walls assistance and supportive program. Our purpose is to help ex-offenders who are predisposed to homelessness and indigence to identify and address their needs and problems prior to release. Restorative Justice will be the tool to help the participants regain their relationships with their families, their communities, and the professional world in which they live.



CLEAN OF HEART

"Blessed are the CLEAN OF HEART for they shall see God" We provide showers and laundry services to those who are experiencing homelessness or are simply in need of a shower and clean clothing. Clients can make an appointment to have a snack while gracious volunteers wash their clothes. We provide them with clean clothes to wear after their shower as they wait for their laundry. Most tell us "When I'm here, I don't feel homeless"



ST. JOSEPH FAMILY CARE PROGRAM

The hallmark of all Catholic Charities' outreach is focused on those who are most vulnerable or at-risk. We can now offer St. Joseph Family Care as an affordable option for physical, legal, financial, and food security needs. Family plans start at \$120/year with financial assistance available.



HOPE HEALTH CHAT

Hope is a FREE chatbot service providing encouragement and strategies on how to manage everyday stress and anxiety. Hope is anonymous, private, and available 24/7.

TEXT "HI" to 315-276-3157 or visit facebook.com/HopeSC to get instant support.



ENGAGE WITH US

We're always looking for people like you to get engaged with our services! If you're interested in helping change lives and positively impact the people around you, or just need service hours, contact us!

RICHLAND COUNTY, SC CDBG AND HOME PROGRAMS AGENCIES/ORGANIZATIONS NEEDS SURVEY

Name of Agency/Organization: Alston Wilkes Society

Address: 3519 Medical Drive, Columbia, SC 29203

Name: Shaun Scott

Title: Community Service Coordinator, Midlands

Phone: 803.995.8433

E-Mail: sscott@aws1962.org

Description of programs/services your agency provides: (Attach any brochures)

The Alston Wilkes Society has served the State of South Carolina since 1962. Our programs and services include:

- **Community Services** - (8) Community Service Coordinators serving the 46 counties in the state, providing case management and assistance with reentry, housing, employment, state identification cards, birth certificates, rent, and utilities. Serving offenders, former offenders, veterans, individuals experiencing homelessness, and at-risk youth.
- **Residential Reentry Centers** - (4) Residential facilities for federal offenders. The program provides 24-hour supervision, housing, meals, case management and employment assistance.
- **Veterans Services** - Includes our **Veteran's Home**, providing housing, food, clothing, substance abuse and therapeutic counseling, life skills training, and mentoring. The **Supportive Services for Veteran Families (SSVF) Program**, provides case management and supportive services to assist very low-income Veteran families obtain housing stability.
- **Youth Services, High Management Group Home** - a residential facility for male youth between the ages 11-21, who are referred by approved state agencies in South Carolina. The program's focus is to transition residents to a less restrictive environment and promote family reunification.

Please respond to the following questions if they apply to your agency or organization.

Does your organization provide any services or programs for the following?

- | | | |
|---|---|---|
| <input checked="" type="checkbox"/> Social/Human Services | <input checked="" type="checkbox"/> Housing | <input type="checkbox"/> Economic Development |
| <input type="checkbox"/> Community Development | <input checked="" type="checkbox"/> Housing Assistance | <input type="checkbox"/> Other: _____ |
| <input checked="" type="checkbox"/> Homelessness/CoC | <input type="checkbox"/> Housing Rehabilitation | |
| <input type="checkbox"/> Public Health | <input type="checkbox"/> Fair Housing | |
| <input checked="" type="checkbox"/> Job Training | <input type="checkbox"/> Planning | |
| <input type="checkbox"/> Higher Education | <input type="checkbox"/> Business Loans | |
| <input type="checkbox"/> Youth Education | <input checked="" type="checkbox"/> Justice/Corrections | |
| <input type="checkbox"/> Adult Education | <input checked="" type="checkbox"/> Advocacy | |

What clientele does your program(s) serve?

- | | | |
|---|---|--|
| <input checked="" type="checkbox"/> Low-Income | <input type="checkbox"/> Immigrants/Refugees | <input checked="" type="checkbox"/> Families |
| <input checked="" type="checkbox"/> Incarcerated Individuals | <input checked="" type="checkbox"/> Disabled | <input checked="" type="checkbox"/> Elderly |
| <input checked="" type="checkbox"/> Neighborhood/Target Areas | <input checked="" type="checkbox"/> Children/Youth | <input checked="" type="checkbox"/> Homeless |
| <input checked="" type="checkbox"/> LGBTQIA | <input checked="" type="checkbox"/> Domestic Violence Victims | <input checked="" type="checkbox"/> Other: <u>Veterans</u> |

What are the unmet community and economic development needs in the County?

The development of affordable housing for low-income individuals and families.

What are the unmet housing needs in the County?

Insufficient number of available and affordable housing for low-income individuals and families.
Insufficient emergency and transitional housing for single women and victims of domestic violence.
Insufficient availability of emergency housing and or shelters.
Emergency housing and shelter for individuals experiencing mental health crises.

What are the unmet social service and human service needs in the County?

The lack of services or information available for individuals seeking assistance with mental health issues and those fleeing domestic violence.
The slow and delayed response time for individuals seeking assistance with mental health issues and victims of domestic violence.

Are there any Fair Housing issues in the County?

Does your organization have plans to add any new programs or, expand existing programs? Please describe.

Yes,

Does your organization have plans to or add new facilities or perform renovations on existing facilities? Please describe.

Yes

Other Comments/Suggestions regarding housing and homelessness in Richland County:

Yes, I want to support the ALSTON WILKES SOCIETY

Please check one:

- Individual - \$25
- Family - \$50
- Sponsor - \$100
- Patron - \$250
- Benefactor - \$500
- Founder - \$1,000
- Friend - Monthly gift in the amount of \$ _____
- Other - \$ _____

I've enclosed a check for \$ _____
(Please make check payable to Alston Wilkes Society)

For secure giving, please
charge my credit card for \$ _____
_ Visa _ MasterCard

Card #: _____
Exp. Date: _____
Name: _____
E-mail: _____
Address: _____
City/State/Zip: _____
Phone: _____

Please mail this form with your
donation to:

Alston Wilkes Society
3519 Medical Drive
Columbia, SC 29203
803.799.2490

Or donate online at
www.alstonwilkessociety.com



Visit our website at
www.alstonwilkessociety.org
or scan this QR code to
connect instantly.

Thank you for your support!



Affiliations

The American Correctional Association
The Council on Accreditation
Correctional Accreditation Managers Association
Foster Family-Based Treatment Association
International Community Corrections Association
Midlands Area Consortium for the Homeless
National Coalition of Homeless Veterans
Palmetto Association for Children and Families
South Carolina Correctional Association
South Carolina Probation and Parole Association
Sumter SC Chamber of Commerce
SC United Methodist Advance Special Ministries
The United Way
Together S.C.

Accredited by



Contact Us

To reach a Community Service Coordinator:

Anderson County:	864-760-8072
Chester County:	803-718-5709
Greenwood/Abbeville County:	864-942-8726
Greenville County:	864-640-5805
Lancaster County:	803-288-0794
Richland County:	803-995-8433
Sumter/Clarendon/Lee County:	803-773-7334
York County:	803-984-0148

For more information,
please contact:

Kate Paolino, Director
of Community Services
kpaolino@aws1962.org
803.799.2490



Community Impact Partner



Community Services Program

The Alston Wilkes Society
Corporate Office
3519 Medical Drive
Columbia, SC 29203

Phone: 803.799.2490

www.alstonwilkessociety.org



FRESH START

Who We Are

Founded as the SC Therapeutic Association in 1962 by the Reverend Eli Alston Wilkes, a Methodist minister, the Alston Wilkes Society's original mission was to provide rehabilitative services to adults released from correctional facilities in South Carolina.

Through the years, the Alston Wilkes Society has expanded its focus to include at-risk youth, homeless veterans, other homeless, and the families of these groups of people.

Who We Serve

Every person who seeks help from the Alston Wilkes Society has their own, unique set of needs that must be addressed if they want to rebuild their lives as productive, law-abiding members of their communities.

Alston Wilkes Society's services are meant to help offenders, and other populations at risk of offending, secure the resources they need to succeed outside of prison.

The AWS Community Services Coordinators provide their clients with hope, compassion, and resources to overcome their barriers to success.

How We Serve

Following is a list of some of the most common services that AWS' Community Services Program provides (Note: not all services are provided in every location – please contact your local Community Service Coordinator to inquire about which services are available):

- Pre-Release Classes and one-on-one pre-release counseling in correctional institutions
- Needs Assessments and Case Management
- Basic Needs Assistance with issues such as transportation, clothing, hygiene kits, emergency shelter, Birth Certificates and ID's, and food
- Employment Assistance through Employability skills instruction (how to complete job applications, resume preparation, interviewing skills, etc.) in both group and one-on-one settings
- Employment Referrals and Job Placements
- Financial Assistance (as funding allows) with employment-related items such as footwear, uniforms, bus tickets, etc.
- Anger Management Classes
- Serv-Safe Classes and Certifications (job training in safe food handling practices required for the food service industry)

- Identification of, and Referrals to, other appropriate community resources to assist with addressing issues such as education, substance abuse, legal barriers, mental health, medical needs, etc.

Testimonials

"I have been treated with respect and, upon my visit, AWS has given me the help I needed to get me started to being productive again in society and lifting my self-esteem."

"Alston Wilkes is a blessing."

"This was an excellent experience – the Community Service Coordinator was extremely kind and helpful."

"This experience was extremely helpful and very insightful. AWS did all they could to help me. They got me out of the cold."



MOVE FORWARD

Yes, I want to support the ALSTON WILKES SOCIETY

- Individual - \$25
- Family - \$50
- Sponsor - \$100
- Patron - \$250
- Benefactor - \$500
- Founder - \$1,000
- Friend - Monthly gift in the amount of \$ _____
- Other - \$ _____

I've enclosed a check for \$ _____
(Please make check payable to Alston Wilkes Society)

For secure giving, please charge my credit card for \$ _____
__ Visa __ MasterCard

Card #: _____
Security Code: _____
Exp. Date: _____
Name: _____
Email: _____
Address: _____
City/State/Zip: _____
Phone: _____

Please mail this form with your donation to:

Alston Wilkes Society
3519 Medical Drive
Columbia, SC 29203

Or donate online at
www.alstonwilkessociety.com



Visit our website at
www.alstonwilkessociety.org
or scan this QR code to connect instantly.

Thank you for your support!

Mission:

Rebuilding Lives for a Safer Community

Vision:

To provide offenders, former offenders, the homeless, at-risk youth, Veterans and their families the tools they need to become productive citizens.

Values Statement:

Our primary responsibility is to those we serve. The success of the Alston Wilkes Society is measured by how we meet our responsibilities to the clients, volunteers, investors, other agencies, and each other.

We operate in the spirit of doing unto others as we would have them do unto us.

Affiliations

The American Correctional Association
The Council on Accreditation
Correctional Accreditation Managers Association
Foster Family-Based Treatment Association
International Community Corrections Association
Midlands Area Consortium for the Homeless
National Coalition of Homeless Veterans
Palmetto Association for Children and Families
South Carolina Correctional Association
South Carolina Probation and Parole Association
Sumter SC Chamber of Commerce
SC United Methodist Advance Special Ministries
The United Way
Together S.C. (formerly SCANPO)

Accredited by



Founded as the SC Therapeutic Association in 1962 by the Reverend Eli Alston Wilkes, Methodist minister, the Alston Wilkes Society's original mission was to provide rehabilitative services to adults released from correctional facilities in South Carolina.

Through the years, the Alston Wilkes Society has expanded its focus to include at-risk youth, homeless Veterans, other homeless, and the families of these groups of people.




Community Impact Partner

Rebuilding Lives for a Safer Community

The Alston Wilkes Society
Corporate Office
3519 Medical Drive
Columbia, SC 29203

Phone: 803.799.2490

www.alstonwilkessociety.org



Alston Wilkes Society: Serving South Carolina Since 1962

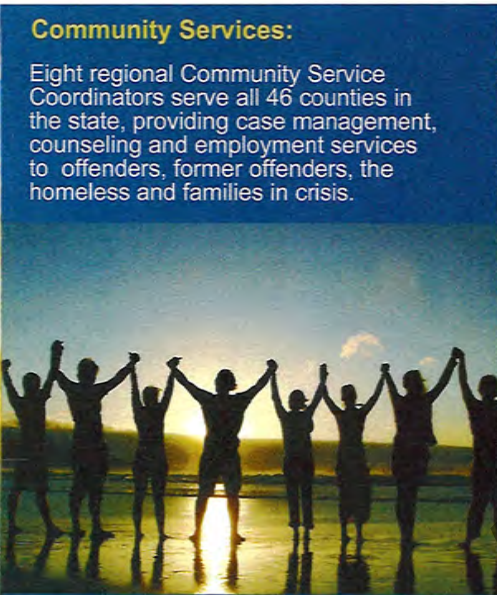
Reentry & Community Services: Rebuilding lives since 1962

Residential Reentry Centers

Four adult Residential Reentry Centers (RRC) house federal offenders through contracts with the Federal Bureau of Prisons.

- Charleston, SC** **Florence, SC**
- Columbia, SC** **Fayetteville, NC**

AWS provides 24-hour supervision, housing, food, and intense case management. Programs are offered to help residents make a smooth transition into the community.



Community Services:
Eight regional Community Service Coordinators serve all 46 counties in the state, providing case management, counseling and employment services to offenders, former offenders, the homeless and families in crisis.

The Alston Wilkes Society helps clients make a successful transition into the community by providing services or referrals in the following areas:

- Clothing**
- Food**
- Education Assistance**
- Employment Placement**
- Employment Training**
- Housing Assistance**
- Counseling Referrals**
- Transportation**

Call the AWS Corporate Office at 803.799.2490 to find the best contact information for an AWS office located near you.



Youth Services: Providing a continuum of care

High Management Group Home

The focus of the AWS residential youth home in Columbia, SC is to transition young males to a less restrictive environment and promote family reunification.

AWS provides 24-hour supervision, life skills training, substance abuse counseling, and therapeutic recreational activities. All youth attend public schools.

Veteran Services: Veterans helping veterans



Veterans Home

AWS provides housing, clothing, food, job training, job placement, substance abuse counseling, life skills training, therapeutic counseling and mentoring to help homeless Veterans regain self-sufficiency.

Supportive Services for Veteran Families (SSVF) Program

The Alston Wilkes Society is the recipient of the SSVF grant that promotes housing stability among very low-income Veteran families who reside in or are transitioning to permanent housing.

**Scan this QR code
to visit our website.**



**Thank you for
supporting AWS!**

RICHLAND COUNTY, SC CDBG AND HOME PROGRAMS AGENCIES/ORGANIZATIONS NEEDS SURVEY

Name of Agency/Organization: Caro Federal Credit Union

Address: 4480 Rosewood Dr. Columbia, SC 29209

Name: Anne Shivers

Title: President/CEO

Phone: 803-227-5526

E-Mail: anne@smartcaro.org

Description of programs/services your agency provides: (Attach any brochures)

Caro Federal Credit Union (FCU)'s mission is to provide "real solutions for real people." Its vision is to provide creative solutions to the financial challenges people encounter throughout their lives and the tools to help them achieve their goals. A significant challenge for these marginalized minority families is earning disparity. Caro is one of very few mainstream financial institutions in the area willing and able to offer used-auto loans to low-income, credit-challenged, and marginalized minority consumers. Currently, 33.7% of Caro's used-auto loans are issued to low-credit-tier borrowers.

Due to their size, small businesses seek small loans and rely on personal credit scores and collateral to obtain financing. Caro will finance micro small-business loans under \$50,000 to close these gaps for small businesses.

Please respond to the following questions if they apply to your agency or organization.

Does your organization provide any services or programs for the following?

- | | | |
|--|--|---|
| <input type="checkbox"/> Social/Human Services | <input type="checkbox"/> Housing | <input type="checkbox"/> Economic Development |
| <input type="checkbox"/> Community Development | <input type="checkbox"/> Housing Assistance | <input checked="" type="checkbox"/> Other: Consumer savings, checking and loans |
| <input type="checkbox"/> Homelessness/CoC | <input type="checkbox"/> Housing Rehabilitation | |
| <input type="checkbox"/> Public Health | <input type="checkbox"/> Fair Housing | |
| <input type="checkbox"/> Job Training | <input type="checkbox"/> Planning | |
| <input type="checkbox"/> Higher Education | <input checked="" type="checkbox"/> Business Loans | |
| <input type="checkbox"/> Youth Education | <input type="checkbox"/> Justice/Corrections | |
| <input type="checkbox"/> Adult Education | <input type="checkbox"/> Advocacy | |

What clientele does your program(s) serve?

- | | | |
|---|--|--|
| <input checked="" type="checkbox"/> Low-Income | <input type="checkbox"/> Immigrants/Refugees | <input checked="" type="checkbox"/> Families |
| <input type="checkbox"/> Incarcerated Individuals | <input type="checkbox"/> Disabled | <input type="checkbox"/> Elderly |
| <input checked="" type="checkbox"/> Neighborhood/Target Areas | <input type="checkbox"/> Children/Youth | <input type="checkbox"/> Homeless |
| <input type="checkbox"/> LGBTQIA | <input type="checkbox"/> Domestic Violence Victims | <input type="checkbox"/> Other: _____ |

What are the unmet community and economic development needs in the County?

To advance individual's financial situation, they need affordable banking services. Too many people use payday and quick cash places that push them into a spiral they can't get out of. High fees and interest rates become a never ending cycle.

Caro is that not for profit organizaation to help the unbanked or underbanked to have afforable, main streamline checking, savings and loan services.

What are the unmet housing needs in the County?

What are the unmet social service and human service needs in the County?

Are there any Fair Housing issues in the County?

Available, affordable housing is a growing problem.

Does your organization have plans to add any new programs or, expand existing programs? Please describe.

Caro hopes to expand our lending to more credit challenged individuals that are working hard to better themselves. These loans are to focus on used autos so people have reliable transportation for improving their employment situation.

We also offer credit builder and rebuilder loans, along our second chance (Rebound) checking accounts.

All fees are minimum and are easy to avoid. No loan rate is over 18 percent.

Does your organization have plans to or add new facilities or perform renovations on existing facilities? Please describe.

NA

Other Comments/Suggestions regarding housing and homelessness in Richland County:

With low unemployment rates, finding a job seem somewhat easier than in the past.

Besides reliable transportation, child and senior care are obstacles to finding better employment.

Caro hopes to improve availability of affordable used car loans to help individuals find and keep better jobs.

Caro also hopes to assist more very small businesses with immediate start up and cashflow issues.

The risk of non-repayment is higher in these areas. Caro hopes to find community partners to share this risk through community loan guarantees or grants to fund our allowance for loan losses.

**RICHLAND COUNTY, SC
CDBG AND HOME PROGRAMS
AGENCIES/ORGANIZATIONS NEEDS SURVEY**

Name of Agency/Organization: Prisma Health Midlands Emergency Medicine Department

Address: 14 Medical Park Suite 350 Columbia, SC

Name: Heather Brown MD, MPH

Title: Director of Global + Community Health

Phone: 1 803 506 1966

E-Mail: heather.brown2@prismahealth.org

Description of programs/services your agency provides: (Attach any brochures)

Midlands Emergency Departments are one of few places which people in crisis can access 24 hours a day, 7 days a week, 365 days a year. In addition to screening for and stabilizing emergent medical conditions, we provide crisis mental health screening & stabilization, screening for STIs and linkage to care, and referrals to housing assistance. The Prisma Health Midlands EDs are embracing our role as the only public health venue many of our patients will visit and expanding our services to meet these needs including HIV screening, Narcan distribution, etc.

Please respond to the following questions if they apply to your agency or organization.

Does your organization provide any services or programs for the following?

- | | | |
|---|---|---|
| <input checked="" type="checkbox"/> Social/Human Services | <input type="checkbox"/> Housing | <input type="checkbox"/> Economic Development |
| <input type="checkbox"/> Community Development | <input type="checkbox"/> Housing Assistance | <input type="checkbox"/> Other: _____ |
| <input type="checkbox"/> Homelessness/CoC | <input type="checkbox"/> Housing Rehabilitation | |
| <input checked="" type="checkbox"/> Public Health | <input type="checkbox"/> Fair Housing | |
| <input type="checkbox"/> Job Training | <input type="checkbox"/> Planning | |
| <input type="checkbox"/> Higher Education | <input type="checkbox"/> Business Loans | |
| <input type="checkbox"/> Youth Education | <input type="checkbox"/> Justice/Corrections | |
| <input type="checkbox"/> Adult Education | <input checked="" type="checkbox"/> Advocacy | |

What clientele does your program(s) serve?

- | | | |
|---|---|--|
| <input checked="" type="checkbox"/> Low-Income | <input checked="" type="checkbox"/> Immigrants/Refugees | <input checked="" type="checkbox"/> Families |
| <input checked="" type="checkbox"/> Incarcerated Individuals | <input checked="" type="checkbox"/> Disabled | <input checked="" type="checkbox"/> Elderly |
| <input checked="" type="checkbox"/> Neighborhood/Target Areas | <input checked="" type="checkbox"/> Children/Youth | <input checked="" type="checkbox"/> Homeless |
| <input checked="" type="checkbox"/> LGBTQIA | <input checked="" type="checkbox"/> Domestic Violence Victims | <input type="checkbox"/> Other: _____ |

What are the unmet community and economic development needs in the County?

- County lacks an appropriate number of inpatient detox beds for substance abuse patients
- Current public transportation system is not adequate (People are often unable to get to medical appointments or to a pharmacy to access their medications)

What are the unmet housing needs in the County?

- County is in need of a family shelter

What are the unmet social service and human service needs in the County?

- Need more integrative services that approach people's chronic medical conditions, mental health, and living conditions as one. Most services are siloed making access more difficult and placing people in a vicious circle.

Are there any Fair Housing issues in the County?

DRIFT

Does your organization have plans to add any new programs or, expand existing programs? Please describe.

We are planning a community paramedicine/Mobile Integrated Health Program that will follow some of our most vulnerable patients. Services are planned to include home visits for some patients who cannot make appointments, Peer counseling & harm reduction for substance abuse patients, lab draws and telehealth visits for patients with recurrent ED visits. We are also planning to implement validated robust screening for housing & food insecurity in the department.

Does your organization have plans to or add new facilities or perform renovations on existing facilities? Please describe.

No

Other Comments/Suggestions regarding housing and homelessness in Richland County:

DRAFT

**RICHLAND COUNTY, SC
CDBG AND HOME PROGRAMS
AGENCIES/ORGANIZATIONS NEEDS SURVEY**

Name of Agency/Organization: Midlands Fatherhood Coalition (MFC)
 Address: 1420 Colonial Life Blvd. Columbia SC 29210
 Name: Eleanor Boyd Title: Regional Director of Development
 Phone: 919 799 4101 E-Mail: eboyd@schthosandfamilies.com
 Description of programs/services your agency provides: (Attach any brochures)

MFC offers individual case management, father-child activities and peer group session on topics of parenting, healthy relationships, health/wellness and economic mobility. There are employment services for job placement, including a job development boot camp.

Please respond to the following questions if they apply to your agency or organization.

Does your organization provide any services or programs for the following?

- | | | |
|---|--|--|
| <input checked="" type="checkbox"/> Social/Human Services | <input type="checkbox"/> Housing | <input checked="" type="checkbox"/> Economic Development |
| <input checked="" type="checkbox"/> Community Development | <input checked="" type="checkbox"/> Housing Assistance | <input type="checkbox"/> Other: _____ |
| <input type="checkbox"/> Homelessness/CoC | <input type="checkbox"/> Housing Rehabilitation | |
| <input checked="" type="checkbox"/> Public Health | <input type="checkbox"/> Fair Housing | |
| <input checked="" type="checkbox"/> Job Training | <input type="checkbox"/> Planning | |
| <input type="checkbox"/> Higher Education | <input type="checkbox"/> Business Loans | |
| <input type="checkbox"/> Youth Education | <input type="checkbox"/> Justice/Corrections | |
| <input type="checkbox"/> Adult Education | <input checked="" type="checkbox"/> Advocacy | |

What clientele does your program(s) serve?

- | | | |
|--|--|--|
| <input checked="" type="checkbox"/> Low-Income | <input type="checkbox"/> Immigrants/Refugees | <input checked="" type="checkbox"/> Families |
| <input type="checkbox"/> Incarcerated Individuals | <input type="checkbox"/> Disabled | <input type="checkbox"/> Elderly |
| <input type="checkbox"/> Neighborhood/Target Areas | <input checked="" type="checkbox"/> Children/Youth | <input type="checkbox"/> Homeless |
| <input type="checkbox"/> LGBTQIA | <input type="checkbox"/> Domestic Violence Victims | <input type="checkbox"/> Other: _____ |

many fall into a variety of areas

What are the unmet community and economic development needs in the County?

affordable housing
economic mobility opportunities
support for fathers - removing barriers to financially responsible & positively engaged parents

What are the unmet housing needs in the County?

affordable & safe housing

What are the unmet social service and human service needs in the County?

see above - question #1

Are there any Fair Housing issues in the County?

It is challenging for men (or women) with poor credit records, incarceration & and unstable work history to find housing

Does your organization have plans to add any new programs or, expand existing programs? Please describe.

we are moving towards a housing program (housing to ownership) and continuing to refine our economic mobility programs. We are also working more with at-risk youth

Does your organization have plans to or add new facilities or perform renovations on existing facilities? Please describe.

We have just expanded our Richland facility to include a "Paws Den" space. We have the ability to expand in our same building and add staff

Other Comments/Suggestions regarding housing and homelessness in Richland County:

A "housing hub" to steer clients to "one stop" shopping would be amazing

RICHLAND COUNTY, SC CDBG AND HOME PROGRAMS AGENCIES/ORGANIZATIONS NEEDS SURVEY

Name of Agency/Organization: Mental Illness Recovery Center, Inc (MIRCI)

Address: 1408 Gregg Street Columbia, SC 29201

Name: Anita Floyd

Title: Chief Operating Officer

Phone: 803 661 8004 X 113

E-Mail: afloyd@mirci.org

Description of programs/services your agency provides: (Attach any brochures)

MIRCI creates pathways to recovery for individuals who are experiencing or at risk of mental illness and people who are experiencing homelessness. MIRCI provides homeless outreach, quality, comprehensive, community-based behavioral health services, benefits applications and supportive housing annually to 1300 people in the Midlands. In the last five years, MIRCI developed the same full complement of services and transitional and permanent housing for youth ages 18-25 who are at risk or experiencing homelessness.

MIRCI employs evidence based practices including Assertive Community Treatment (intensive, community based clinical and case management support) for 250 clients; provides benefits applications (581 in 2021; 540 approved) using SOAR for SSI/SSDI; 161 units of scattered site CoC housing (77% 12 month tenure); an adult drop in center (open 365 days) that serves 90 unsheltered people/month (half are new clients) with basic needs (laundry, light meals, transportation), health screening, mental health assessments and treatment. MIRCI manages 161 units of CoC housing in 6 complexes in Richland County. MIRCI also has an outreach team that engages people in community settings where people who are homeless live as well as shelters. MIRCI also has a service center that provides services to people who are in MIRCI housing and 74 units of 811 housing.

Please respond to the following questions if they apply to your agency or organization.

Does your organization provide any services or programs for the following?

- | | | |
|---|---|---|
| <input checked="" type="checkbox"/> Social/Human Services | <input checked="" type="checkbox"/> Housing | <input type="checkbox"/> Economic Development |
| <input type="checkbox"/> Community Development | <input type="checkbox"/> Housing Assistance | <input type="checkbox"/> Other: _____ |
| <input checked="" type="checkbox"/> Homelessness/CoC | <input type="checkbox"/> Housing Rehabilitation | |
| <input type="checkbox"/> Public Health | <input type="checkbox"/> Fair Housing | |
| <input type="checkbox"/> Job Training | <input type="checkbox"/> Planning | |
| <input type="checkbox"/> Higher Education | <input type="checkbox"/> Business Loans | |
| <input type="checkbox"/> Youth Education | <input type="checkbox"/> Justice/Corrections | |
| <input type="checkbox"/> Adult Education | <input checked="" type="checkbox"/> Advocacy | |

What clientele does your program(s) serve?

- | | | |
|--|--|--|
| <input checked="" type="checkbox"/> Low-Income | <input type="checkbox"/> Immigrants/Refugees | <input checked="" type="checkbox"/> Families |
| <input type="checkbox"/> Incarcerated Individuals | <input checked="" type="checkbox"/> Disabled | <input type="checkbox"/> Elderly |
| <input type="checkbox"/> Neighborhood/Target Areas | <input checked="" type="checkbox"/> Children/Youth | <input checked="" type="checkbox"/> Homeless |
| <input checked="" type="checkbox"/> LGBTQIA | <input type="checkbox"/> Domestic Violence Victims | <input type="checkbox"/> Other: _____ |

What are the unmet community and economic development needs in the County?

What are the unmet housing needs in the County?

Supportive housing for people who are homeless and/or have a disability. In addition to CoC housing adults and families would benefit from less restrictive funding to house people who are not chronically homeless and shorten their homeless experience. There is a need for SROs with some services to house adults (older, longer experience of homelessness). There is a need for additional affordable housing up and down the 30%-80% AMI ladder to relieve pressure on the rental market which squeezes lower income people and also makes Section 8/ CoC leasing less attractive.

What are the unmet social service and human service needs in the County?

Mental health services including emergency assessments and placements for people in crisis, enough services that people can get appointments promptly, community based treatment, school based services. Quality mental health treatment at Alvin S Glenn.
Access to health care for people without insurance or Medicaid. Dental services. Child care. Access to quality food.
All of these things need to be affordable for extremely low and low income residents.

Are there any Fair Housing issues in the County?

Yes. NIMBY creates issues for agencies trying to provide housing to vulnerable populations.

Does your organization have plans to add any new programs or, expand existing programs? Please describe.

We are planning a second, 10 bed transitional housing home for female-identifying youth.
We have been funded by Lexington County to expand our outreach services to Lexington County.

Does your organization have plans to or add new facilities or perform renovations on existing facilities? Please describe.

We are completing a security assessment of our facilities and improvements will require funding

Other Comments/Suggestions regarding housing and homelessness in Richland County:

As discussed in one of the provider meetings, the challenge of homelessness is a regional issue. Municipalities and counties need a coordinated response that recognizes how widely distributed the problem is and avoid having the issue fall to law enforcement. Major regional funders who address poverty and homelessness should be included in the discussion of solutions and resources. There seems to be a willingness among local governments to do this if someone will take the lead.

RICHLAND COUNTY, SC CDBG AND HOME PROGRAMS AGENCIES/ORGANIZATIONS NEEDS SURVEY

Name of Agency/Organization: MIRCI

Address: 1408 Gregg Street, Columbia, SC 29201

Name: Mac Caldwell, LPC, LAC

Title: Youth Services Director

Phone: 803-799-0331 x106

E-Mail: dcaldwell@mirci.org

Description of programs/services your agency provides: (Attach any brochures)

MIRCI provides comprehensive access to youth and young adults, ages 17-24, to basic needs, behavioral healthcare, and housing services so youth can quickly exit homelessness. These services include showers, laundry, computers, free WIFI, hot meals, and transportation assistance provided at MIRCI's Homeless Youth Drop-in Center; street outreach to engage individuals in the community; behavioral health screening, referral, and treatment; assistance obtaining mainstream benefits like SSI/SSDI, SNAP, and health coverage; and housing programs. These programs assist youth connect with available community resources to overcome barriers to exiting homelessness.

Please respond to the following questions if they apply to your agency or organization.

Does your organization provide any services or programs for the following?

- | | | |
|---|---|---|
| <input checked="" type="checkbox"/> Social/Human Services | <input checked="" type="checkbox"/> Housing | <input type="checkbox"/> Economic Development |
| <input type="checkbox"/> Community Development | <input type="checkbox"/> Housing Assistance | <input type="checkbox"/> Other: _____ |
| <input checked="" type="checkbox"/> Homelessness/CoC | <input type="checkbox"/> Housing Rehabilitation | |
| <input type="checkbox"/> Public Health | <input type="checkbox"/> Fair Housing | |
| <input checked="" type="checkbox"/> Job Training | <input type="checkbox"/> Planning | |
| <input type="checkbox"/> Higher Education | <input type="checkbox"/> Business Loans | |
| <input checked="" type="checkbox"/> Youth Education | <input type="checkbox"/> Justice/Corrections | |
| <input type="checkbox"/> Adult Education | <input type="checkbox"/> Advocacy | |

What clientele does your program(s) serve?

- | | | |
|--|--|--|
| <input checked="" type="checkbox"/> Low-Income | <input type="checkbox"/> Immigrants/Refugees | <input type="checkbox"/> Families |
| <input type="checkbox"/> Incarcerated Individuals | <input checked="" type="checkbox"/> Disabled | <input type="checkbox"/> Elderly |
| <input type="checkbox"/> Neighborhood/Target Areas | <input checked="" type="checkbox"/> Children/Youth | <input checked="" type="checkbox"/> Homeless |
| <input checked="" type="checkbox"/> LGBTQIA | <input type="checkbox"/> Domestic Violence Victims | <input type="checkbox"/> Other: _____ |

What are the unmet community and economic development needs in the County?

Homelessness presents a unique public health crisis. Youth over the age of 19 who lack health coverage face tremendous barriers to healthcare access without the presence of a disabling condition. Most youth seek treatment from overburdened Emergency Rooms instead of utilizing primary or even urgent care.

Behavioral health needs are on the rise among youth and suicide is the second leading cause of death among individuals age 15-34. School-age youth lack access to adequate resources within school systems, and youth out of school have difficulty navigating the complex enrollment procedures associated with local mental health centers.

Affordable housing remains a primary obstacle preventing youth from quickly exiting homelessness.

What are the unmet housing needs in the County?

From 2014-2020, 1,115 youth ages 18-24 experienced an episode of homelessness in Richland County. However, an estimated 90 units of youth-specific shelter, transitional and permanent affordable housing exist to help these youth exit homelessness quickly. In other words, 92% of youth experiencing homelessness in Richland County lack access to housing to exit homelessness. These youth are more susceptible to victimization; mental health problems; human trafficking; criminal activity; and suicide.

What are the unmet social service and human service needs in the County?

Behavioral health needs have been exacerbated since the onset of COVID-19. Unfortunately, access to behavioral healthcare services has not kept up with the need, leading to increased family dysfunction, lower distress tolerance, and higher risks for homelessness and other adverse experiences. These unmet needs negatively impact the economy because individuals just entering the workforce have additional barriers to sustainable employment that could be mitigated by an increase in service access.

Are there any Fair Housing issues in the County?

The application of "Not in my Back Yard" to development severely inhibits the opportunity to promote Fair Housing across the county. Noninclusive zoning regulation seriously limits the development of affordable housing units for vulnerable and at-risk populations, and impedes transitions out of homelessness into self-sufficiency.

Does your organization have plans to add any new programs or, expand existing programs? Please describe.

MIRCI is in the predevelopment stage of a 10-bed home for female youth experiencing or at risk of homelessness. The home will increase the stock of affordable housing for youth and specifically target females, who are at higher risk of victimization and trafficking due to homelessness. The home will provide access to supportive services that promote housing stability and help youth become self-sufficient.

Does your organization have plans to or add new facilities or perform renovations on existing facilities? Please describe.

MIRCI is evaluating safety and security needs of existing facilities, including its youth-serving programs. MIRCI operates a Youth Drop-in Center and a 10-bed home for male youth. This evaluation may lead to immediate and long-term recommendations for renovating existing facilities or adding new ones.

Other Comments/Suggestions regarding housing and homelessness in Richland County:

The County is uniquely positioned to set itself apart as the leader of homelessness response in the state. How the county chooses to address the issues of homelessness, behavioral healthcare, and affordable housing will have long-term impacts on the well-being of the county's citizens and the county's economy.

RICHLAND COUNTY, SC CDBG AND HOME PROGRAMS AGENCIES/ORGANIZATIONS NEEDS SURVEY

Name of Agency/Organization: FoodShare South Carolina

Address: 201 Columbia Mall Blvd, Suite 113

Name: Omme-Salma Rahemtullah

Title: Director of Advocacy and Policy

Phone: 803-740-8164

E-Mail: rahemtuo@uscmcd.sc.edu

Description of programs/services your agency provides: (Attach any brochures)

FoodShare South Carolina's mission is to increase access to, knowledge of and consumption of vegetables and fruits through community-led projects. All of FoodShare's work is guided by strong beliefs that reflect our commitment to food security and food justice. As a leader in food security locally and statewide in South Carolina, we collaborate with others who share our beliefs to realize our vision of expanding access to nutritious food.

Our Flagship program is our Fresh Food Box that is available every other weeks and consists of locally procured fruits and vegetable, a 15-17lbs box with 9-11 varieties costs \$5 on SNAP or \$15 cash. Our larger box is 18-22lbs and costs \$10 on SNAP and \$20 cash. We also have a seniors delivery program - NeighborShare, and operate 3 Produce Prescription Programs across the state with partner clinics that 'prescribe' their patients fruits and vegetables. We have a vibrant culinary medicine program where we train medical students at UofSC about food and nutrition and also host community cooking classes. We are expanding our model across the state and currently have 19 counties replicating the model and in the next four years will be in 34 counties.

Please respond to the following questions if they apply to your agency or organization.

Does your organization provide any services or programs for the following?

- | | | |
|---|---|--|
| <input checked="" type="checkbox"/> Social/Human Services | <input type="checkbox"/> Housing | <input type="checkbox"/> Economic Development |
| <input checked="" type="checkbox"/> Community Development | <input type="checkbox"/> Housing Assistance | <input checked="" type="checkbox"/> Other: <u>Food security and access</u> |
| <input type="checkbox"/> Homelessness/CoC | <input type="checkbox"/> Housing Rehabilitation | |
| <input checked="" type="checkbox"/> Public Health | <input type="checkbox"/> Fair Housing | |
| <input type="checkbox"/> Job Training | <input type="checkbox"/> Planning | |
| <input checked="" type="checkbox"/> Higher Education | <input type="checkbox"/> Business Loans | |
| <input type="checkbox"/> Youth Education | <input type="checkbox"/> Justice/Corrections | |
| <input type="checkbox"/> Adult Education | <input checked="" type="checkbox"/> Advocacy | |

What clientele does your program(s) serve?

- | | | |
|---|--|--|
| <input checked="" type="checkbox"/> Low-Income | <input type="checkbox"/> Immigrants/Refugees | <input checked="" type="checkbox"/> Families |
| <input type="checkbox"/> Incarcerated Individuals | <input type="checkbox"/> Disabled | <input checked="" type="checkbox"/> Elderly |
| <input checked="" type="checkbox"/> Neighborhood/Target Areas | <input type="checkbox"/> Children/Youth | <input type="checkbox"/> Homeless |
| <input type="checkbox"/> LGBTQIA | <input type="checkbox"/> Domestic Violence Victims | <input type="checkbox"/> Other: _____ |

What are the unmet community and economic development needs in the County?

What are the unmet housing needs in the County?

What are the unmet social service and human service needs in the County?

With the raising cost of housing and food, families are left with difficult choices on where to spend their earnings. We have a lack of support for low income families in accessing fresh and nutritious foods, especially in the more rural areas of the county and low-income neighborhoods. Since 2016, 12 grocery stores have closed in the county. Richland county has a food insecurity rate of 11.2%, thats over 45,000 people in our county that do not have reliable access to food. Food insecurity disproportionately effects Black and Brown families in our county. Richland county's 29203 zip code has the nation's highest rate of amputations due to diabetes , which is a diet related disease.

Are there any Fair Housing issues in the County?

Does your organization have plans to add any new programs or, expand existing programs? Please describe.

We are continually expanding our Fresh Food Box program around the county. We work on a wheel and spoke model that allows us to offer these boxes within specific communities - through 'partner sites (such as housing communities or Churches), who take a lead in the ordering and delivery process. We recently hired a new staff member to work on outreach to more communities in the county to sign them up for the program.

We are also working this summer to meet with more clinics across the county for them to participate in our produce prescription program and restart our community cooking classes (that were put on hold due to the pandemic)

Does your organization have plans to or add new facilities or perform renovations on existing facilities? Please describe.

Yes! And we could certainly use the county's help. We are renovating the old Circuit City off Two Notch Rd, in the county (not within Columbia city limits). The project is a exciting endeavor, and we initially raised the money needed for the renovation but were set back financially and time wise due to the pandemic.

The new facility will host a state of the art teaching kitchen, with 30 learning stations. It will also have expanding produce packings and distribution space, as well as much needed cool storage. The building will be the center for the state-wide operations and training for the FoodShare state-wide network.

Other Comments/Suggestions regarding housing and homelessness in Richland County:

Food security and housing are so deeply related, that it is impossible to separate one from the other. We work to ensure that our partner sites are located within housing communities so that people in our county have access to the nutritious foods they need for healthy outcomes.

**RICHLAND COUNTY, SC
CDBG AND HOME PROGRAMS
AGENCIES/ORGANIZATIONS NEEDS SURVEY**

Name of Agency/Organization: Reconciliation Ministries SC

Address: P.O. Box 211846, Columbia, SC 29221

Name: Ashley Arrington Title: Executive Director

Phone: 803-727-7813 E-Mail: aarrington@reconciliation-min.org

Description of programs/services your agency provides: (Attach any brochures)

Reconciliation Ministries (RM) unites with donors, volunteers, and advocates to provide a platform that enables those suffering from addiction to experience life changing freedom, hope, healing and reconciliation to God, themselves, and others. RM carries out its mission by providing a highly structured, long-term residential recovery and discipleship program for men and women seeking substance abuse treatment. Students (the term used instead of “clients” to describe program participants) in the program work through five contracts of curriculum focusing on transformation of old mindsets through character development, application of character qualities, leadership development and life skills classes, and vocational training. After completion of the five contracts (Phase 1 &2), the students enter Phase 3, which helps them transition back into being a productive member of society. In this phase, students receive help getting employment, regaining legal documents (i.e. driver’s licenses, birth certificates, etc.), working on legal issues, and any other barriers students may face in getting back on their feet.

RM works not only to transform lives within our program, but specifically, to transform neighborhoods. RM’s residential homes are located in a neighborhood off of Beatty Downs Road in which we own three triplexes and four quadruplex buildings. Two triplexes were affected by the flood of 2015, abandoned with boarded up windows, had unkempt shrubbery surrounding the building, and were what many would call an “eye sore”. RM purchased these buildings and completed renovations, and currently they are the best kept properties in the neighborhood. RM desires to continue purchasing buildings in the Beatty Downs community to provide residential facilities for its growing program. Twenty-five buildings comprise the neighborhood, and RM would eventually like to own them all. The future vision, which is already happening on a small scale, is for this to be a place where students who have completed the program would have a home, even as they regain custody of their children (when applicable). It would also be an opportunity to offer affordable housing for people whose record might disqualify them from other options. On a larger scale, issues such as homelessness and addiction would be addressed which facilitates a sense of community and accountability amongst the residents.

Please respond to the following questions if they apply to your agency or organization.

Does your organization provide any services or programs for the following?

- | | | |
|------------------------------|------------------------|-----------------------|
| Social/Human Services | Youth Education | Business Loans |
| Community Development | Adult Education | Justice/Corrections |
| Homelessness/CoC | Housing | Advocacy |
| Public Health | Housing Assistance | Economic Development |
| Job Training | Housing Rehabilitation | Other: _____ |
| Higher Education | Fair Housing Planning | Recovery _____ |

What clientele does your program(s) serve?

- | | | |
|---------------------------|---------------------|------------------|
| Low-Income | Immigrants/Refugees | Victims |
| Incarcerated | Disabled | Families Elderly |
| Individuals | Children/Youth | Homeless |
| Neighborhood/Target Areas | Domestic Violence | |

LGBTQIA Other: _____

What are the unmet community and economic development needs in the County?

In our area one of the biggest community needs is something for the children to do right in our neighborhood. Many of the kids in our neighborhood don't have access to transportation to get to a local park or place to play. Therefore, many kids stay inside and are on their electronic devices. Many kids also get into trouble at any early age because they are bored.

What are the unmet housing needs in the County?

There are significant unmet housing needs within Richland County. RM provides housing for their students after they graduate because there are very few options available. Moreover, RM has some affordable housing units available to individuals in the community. These are always full and we get countless phone calls inquiring about housing.

What are the unmet social service and human service needs in the County?

We see a significant need for recovery programs. There are countless individuals that struggle from an addiction and in fact, over 100,000 people in America will die of an overdose this year. This creates a significant need in the community as children and families try to move on without their loved ones.

Are there any Fair Housing issues in the County?

I would assume there are Fair Housing issues within the County, however, I have not seen any first hand in our neighborhood.

Does your organization have plans to add any new programs or, expand existing programs? Please describe.

In an effort to not duplicate services, RM places a high priority on partnerships. One goal of RM is to provide space for non-profit organizations to operate within the neighborhood we are a part of. This would help individuals in our program and our neighborhood have access to countless services without having to rely on transportation. This is why continuing to purchase buildings in our neighborhood is such a priority.

Does your organization have plans to or add new facilities or perform renovations on existing facilities? Please describe.

RM has plans to continue purchasing multi-family buildings in our neighborhood. There are 25 multi-family buildings representing 88 apartments. Currently we own 7 buildings and are under contract for the 8th. The building we are currently under contract for will be used as a multi-functional space. A large portion of our programming will occur in this building, but it will also be a community space. A space where meetings and classes can be held. Moreover, as we are able to continue purchasing buildings we will be able to not only expand capacity of our programming and help more individuals bound by an addiction, but also provide additional affordable and safe housing options.

Other Comments/Suggestions regarding housing and homelessness in Richland County:

We are in the St. Andrews community and although we are not downtown there is a large homeless population and countless individuals struggling to find housing. Many times we find that there are a few families or family members living together just to afford rent. Although they have a roof over their head it certainly isn't adequate living conditions.