



TRANSPORTATION
PROGRAM

Transportation Penny Advisory Committee Meeting

Monday, January 24, 2022 at 5:30 PM
Via Zoom and on Richland County YouTube

Streamed on the Richland County YouTube Channel

Meeting Agenda

1. **Call to Order** Mr. John P. Epting
2. **Public Comments** Mr. John P. Epting
3. **Office of Small Business Opportunities (Page 2-9)** GCS/OSBO
4. **Transportation Program (Pages 10-15)** Ms. Allison Steele/Mr. Michael Maloney
5. **The Comet Program (Pages 16-28)** Mr. Eric Harris
6. **Other Business**
 - Next scheduled meeting: February 28, 2021
 - TPAC Membership Update
7. **Adjournment** Mr. John P. Epting



Transportation Penny Advisory Committee Report

OSBO
Manager's Report

January 24, 2022

1. Executive Summary:

This report is submitted pursuant to Ordinance (s) 049-13HR and 058-16HR to ensure that the OSBO team provides support to the County to ensure that the SLBE has equal opportunity to participate in County contracts for all six (6) Industry Categories.

Primary Industry Category					
Construction Services	Professional Services	Non-Professional Services	Engineering Services	Architectural Services	Wholesale Operations

2. Purpose:

The purpose of this report is to manage the ongoing requirements of the Ordinance(s), and ensuring payment to contracted SLBEs.

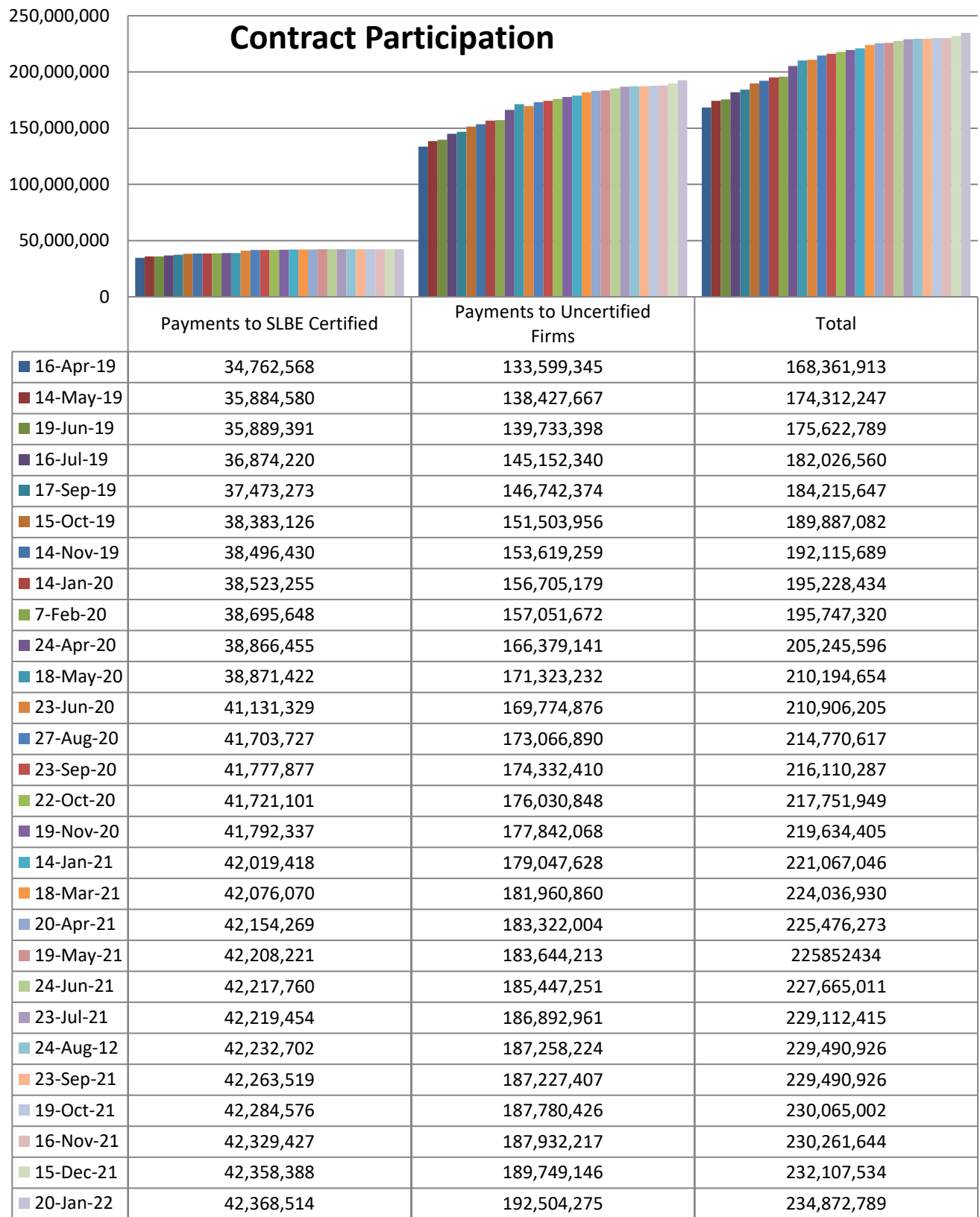
3. Office of the Small Business Opportunity Cross Functional Team

Team Matrix		
Name	Department	Title
Christine Keefer	GCS	Director of GCS
Vacant	Transportation	Director of Transportation
Bryant Davis	GCS	Asst. Director of GCS
Erica Wade	OSBO	Manager of OSBO
Pam Green	OSBO	Assistant Manager of OSBO
Michelle Rosenthal	OSBO	Business Development Coordinator
Vacant	OSBO	Project Coordinator
Jennifer Wladischkin	Procurement	Manager of Procurement
Yolanda Davis	Procurement	Contract Specialist
Allison Steele	Transportation	Deputy Director
Alicia Aull	Transportation	Senior Accountant
Nathaniel Miller	Transportation	Contract & Budget Manager

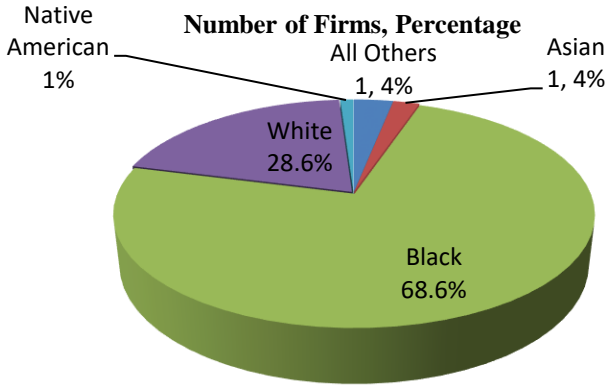
4. Goal Setting Committee (GSC)

Team Matrix		
Name	Department	Title
Erica Wade	OSBO	Manager of OSBO
Project Managers	Transportation	Project Manager
Michelle Rosenthal	OSBO	Business Development Coordinator
Margaret Jones	OSBO	Certification & Compliance Specialist
Jennifer Wladischkin	Procurement	Manager of Procurement
Vacant	Transportation	Estimator

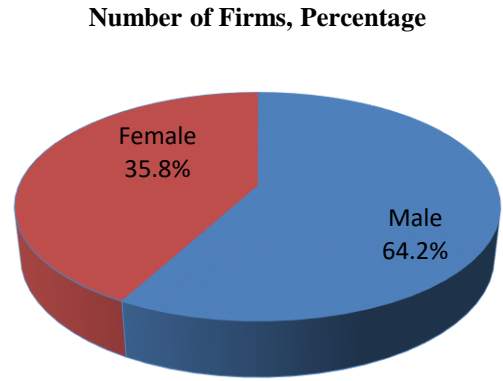
5. Analysis:



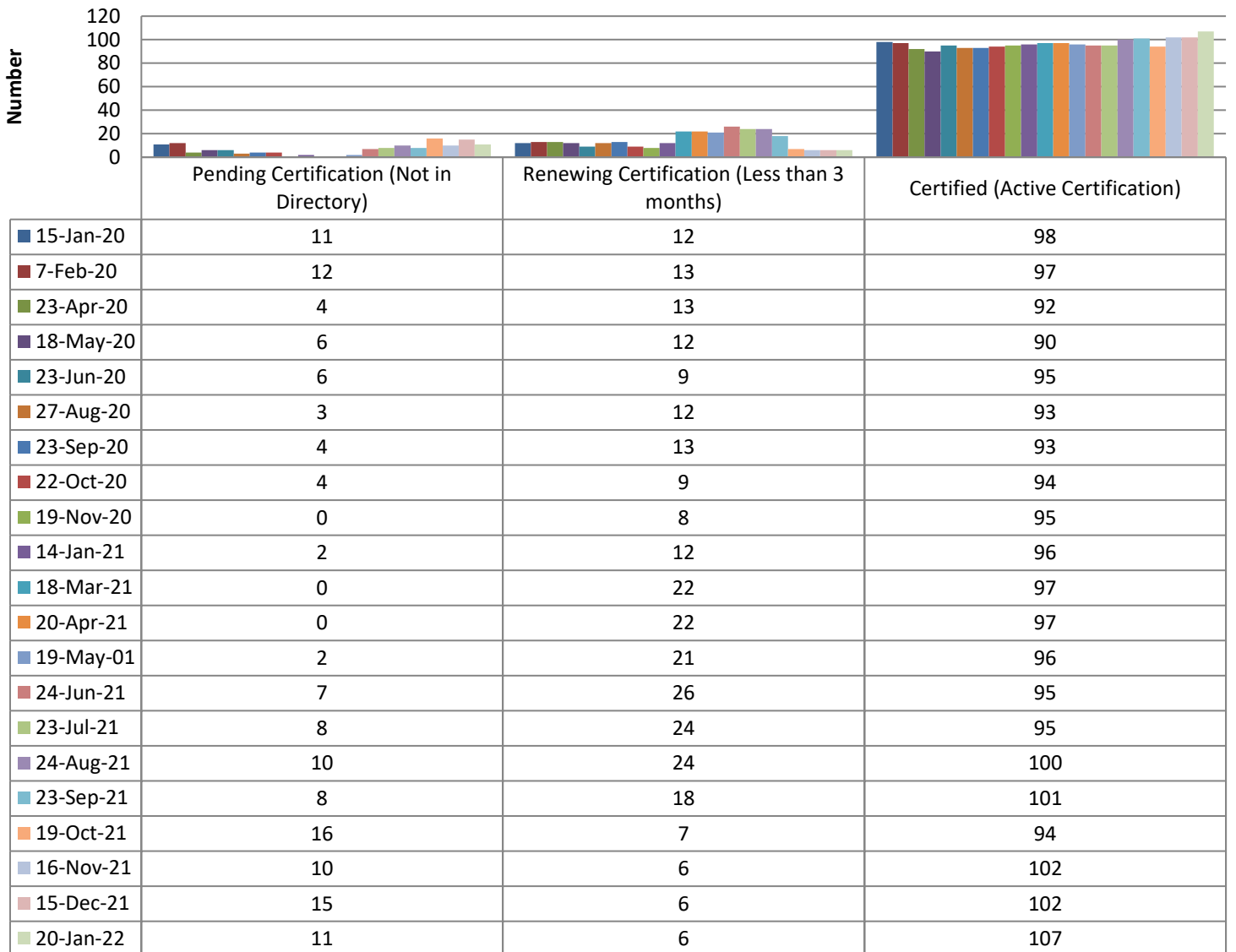
SLBE Firms by Ethnicity



SLBE Firms by Gender



SLBE Certified Firm Status



SLBE GOAL PARTICIPATION UPDATE 2018-2021

Project Name	Sheltered Market	SLBE Goal	DATE
2017 Dirt Roads Package H	No	4.05%	February 6, 2018
2017 Dirt Roads Package G	Yes	4.98%	February 22, 2018
Sidewalk Package S-8	Yes	100%	April 19, 2018
Pedestrian Improvements at Intersections	No	12%	July 3, 2018
2018 Sidewalks – Koon Rd. & Farmview St.	Yes	100%	July 18, 2018
2016 PDT Sidewalks-Clemson Road	Yes	100%	October 2, 2018
2018 Richland County Dirt Roads Package I	No	5.95%	October 19, 2018
SERN NIP	No	17.3%	November 15, 2018
2018 Richland County Dirt Roads Project 7 Road Group	No	11%	December 31, 2018
Sidewalks S-13	No	25%	January 17, 2019
Sidewalk Package S-11	No	22%	January 28, 2019
North Springs and Harrington Intersection Improvements	No	15%	March 13, 2019
Atlas Road Widening Project	No	14%	April 4, 2019
2019 Resurfacing Package R	No	0%	April 17, 2019
Lakeside Subdivision (Incl. Sienna Dr.) Resurfacing	No	3%	August 1, 2019
Decker Woodfield NIP-Faraway Drive Sidewalk	No	25%	September 15,2020
Green Street Phase II	No	8.1%	September 18, 2019
Sidewalk S-12	No	19%	September 24, 2019
2019 Richland County Dirt Road Package K	No	23%	October 17, 2019
Dirt Road Paving Package L	No	24%	June 18, 2021
Bull Street & Elmwood Ave. Intersection Improvement	No	18%	May 24, 2021
Dirt Road Paving Package M	No	8.5%	October 1, 2021
Percival Rd/Screaming Eagle Rd	No	6%	November 16, 2021
Garners Ferry Road (US-378) and Harmon Road (S-86) Intersection Improvement Project	No	18%	December 7, 2021
PUBLIC WORKS			
Lakeside at Ballentine Resurfacing (Non-Transportation)	No	3%	August 1, 2019
Knollwood and Planters Drainage Improvement	Yes	100%	January 21, 2020
Miles Rd/3Bears Road Intersection Resurfacing	No	18%	February 27, 2020
Riverwalk Way and Stockland Road Resurfacing	No	34%	February 28, 2020
Wildewood Subdivision Selected Roadways	No	3%	May 18, 2020
Kneece Road Sidewalk	No	23%	January 7, 2021

Total Certified SLBE's by Industry

Industry	Total
Architectural & Engineering Services	8
Construction Services	39
Non-Professional	11
Professional	39
Wholesale	10
Total	107

6. Department Outlook:

- i. OSBO is reestablishing our collaboration efforts with our business and community partners and members of Richland County Council.
- ii. The Office has set a goal of expanding our SLBE Certification list by 60. Especially in specialty categories highly utilized at Richland County.

- iii. OSBO will continue to work with all county departments encouraging the utilization of our SLBEs.
 - iv. OSBO is seeking ways to identify and increase contracting opportunities not just with Richland County Government, but also with our partners.
 - v. OSBO is continuously setting SLBE utilization goals on a contract-by-contract basis on Richland County projects to include Transportation projects.
 - vi. OSBO is in the process of upgrading our Business Development area. We will offer 1:1 business coaching and counseling services, access to capital coaching, business plan development, marketing coaching and assistance with various certification processes.
 - vii. OSBO will continue to offer technical trainings and workshops for our small business community.
- OSBO is reviewing and updating the current SOPs, Policy and Procedure Manuals and the Ordinances.

● **Business Development**

- i. OSBO Website Highlights
- ii. Highlighted Article
 - Featured Story
- iii. Manage and coordinate workshops and events to ensure SLBEs and local SBE have opportunities to attend technical and administrative training
 - Continuing to focus on workshops which provides information to our internal departments about OSBO, and encouraging them to utilize our SLBEs as they make their purchases in the upcoming FY22/23.
 - Continuing to work with our partners on collaborative efforts for our technical workshops and trainings.
- iv. Attend and participated in following outreaches that provide exposure and awareness of the services. the OSBO Office offers to the local business community:
 - Participated in the Seeds to Engage Pitch Workshop (Virtual) Dec 15, 2021.
 - Attended B2G Enhancement Training (Supplier Diversity Management System), Dec 16, 2021.
 - Participated in virtual Zoom workshop on Seed Grant, Jan 13, 2022.
 - Organized and participated in the Did I Win the Bid? Understanding Government Workshop, Jan 15, 2022
 - 1 Million Cups Columbia, weekly meetings networking with entrepreneurs and exchanging of information and ideas.
- v. Responded to over 45 inquires via phone and email on questions regarding:
 - COVID-19 Grants (how to apply, eligibility requirements, and status of submitted applications, how to apply for DUNS and SAM numbers)
 - Seeds to Engage Grants (what are the eligibility requirements, how to apply for the grant, when will the grant application open, how to pitch their business, and how to write a business plan)
 - How to start a small business
 - How to apply to become a certified Richland County SLBE
 - How to be apply for a Richland County Business license or do they need one
 - Why haven't they received their Richland County Business license
 - Are there other grant resources available
 - Emergency Rental Assistance Program
- vi. Reviewed OSBO COVID-19 Grant Applications for valid DUNS and SAM numbers.

2022 Office of Small Business Opportunity Business Academy

INTERNAL ADMINISTRATIVE WORKSHOPS 2022	DATE 2022	NO. ATTENDED
How to Pitch Your Business Workshop Series (In-person) due to the rise of in Covid-19 cases this workshop format is changed to Virtual and consolidated with the Jan 13 workshop)	Jan 12	
How to Pitch Your Business Workshop Series (Virtual)	Jan 13	68
Did I Win the Bid? Understanding Contracting Series, Part-1, Becoming bid eligible and finding federal, state, and local government contracts	Jan 15	26
Did I Win the Bid? Understanding Contracting Series, Part-2, Estimating your government contract bid (Due to inclement weather this workshop format is changed to Virtual)	Jan 22	
Did I Win the Bid? Understanding Contracting Series, Part-3, Preparing a government contract	Jan 29	
Investors and Loan Options for Your Business with Google	Jan 25	
Create a Project Plan with Google Sheets	Jan 28	
Build Your Professional Brand w/Google	Jan 31	
South Carolina Small Business Development Center - How to write a Business Plan (OSBO Partners)	Feb 3	
"Cash App me" The right way	Feb 16	
Lunch & Learn every 3rd Thursday of the Month. Topics and delivery (In-person or virtual) may vary	Mar 17	
TOTAL		94

(Schedule subject to change)

• Certification and Compliance Report

January 19, 2021

- i. Conducted to (3) Site Visits for Certification
 - Site visits provide validation of business, owner equipment, etc. OSBO staff members had the opportunity to interview owner and answer questions from the owner. The site visits was in area of Construction, Professional and Wholesale.
- ii. Contacted and sent renewal (6 pending) notices to SLBEs
 - OSBO reporting provides a 30/60/90 days of implementing renewals to help retain our SLBEs.
- iii. Posted payments for Prime Contractors
 - Posted payment for Prime Contractors in the Supplier Diversity Management System (B2G) which allows subcontractor to confirm payments.
- iv. Participated in Virtual workshop, Seeds to Engage Grant – How to Pitch Your Business, Jan 13
- v. Participated in workshop, Did I win the Bid? Understanding Government Contracting, Jan 15

- Provided information to participants the benefits of being certified with Richland County Office of Small Business Opportunity (OSBO)
- vi. Attended B2G Enhancement Training (Supplier Diversity Management System)
- Training to increase the communication and availability around the system functionality.
- **Program Development Coordinator**
 - i. CV-19 small business relief grant application portal closed on December 20, 2021. 765 businesses began the application process. 96 applications were fully submitted.
 - ii. Workshops were held for the “Seeds to Engage” Small Business Seed Grant to assist with Pitch preparation.
 - December 8, 2021 -In person workshop was held at the Parklane Adult Activity Center. Over 50 Small businesses registered, 32 were in attendance.
 - On December 15, 2021 virtual workshop was held approximately 50 businesses participated
 - January 13th, virtual workshop was held approximately 70 participated and businesses were able to pitch their business and received feedback from the presenters.
 - iii. Accompanied Compliance & contracts to perform site visits with 2 SLBE applicants and provided them with resources for their business and how to become a vendor with Richland County also photographed businesses to place inside of compliance folder.
 - iv. Communicated and provided information via telephone and email with 82+ individuals contacting the office to inquire about a range of topics to include:
 - How to start a business
 - How to apply for an Employer ID Number (EIN)
 - How to write a business plan
 - What business licenses do I need
 - How to finance a new business
 - How to grow a business
 - CV-19 Grant information
 - Seed Grant information
 - How to become a SLBE
 - How to hire staff
 - How to fund payroll
 - Funding for business upgrades
 - Marketing small business
 - How to become a Vendor with Richland County
 - Questions about government contracts
 - How to apply for any grants
 - v. Created Decembers Newsletter from OSBO in Constant Contact with relevant information and sent to 6481 newsletter recipients in which 56% were opened.
 - vi. Assisted with recruiting efforts for SLBE/ESLBE’s that resulted in SLBE applications being submitted
 - vii. Finalizing Seeds to Engage Small Business Grant online application. Working to complete Online Application & uploads for Implementation via Neighborly program and participated in multiple Zoom meeting with Neighborly staff to finalize online grant application.

Transportation Update- January 24, 2022

General Information

- A Greenway Advisory Committee Meeting will be held February 1st at 11 AM

Committee\Council Approvals

Upcoming Committee\Council Items

- Atlas Rd. Widening CE&I and Materials Testing – Council February 2022
- Blythewood Rd. ROW Acquisition Approval – Committee February 2022

Pre-Construction Update

- Alpine Rd. Sidewalk – Final construction plan comments have been received from SCDOT, and the OET is in the process of responding. Utility coordination is being finalized.
- Atlas Rd. Widening – OET is working to address final plan comments from SCDOT. City is still working to obtain several easements they need for the water relocation.
- Bluff Rd. Widening Phase 2 – The OET is finalizing the 30% preliminary plans.
- Blythewood Rd. Widening – ROW on all but three properties has now been obtained. The Town of Winnsboro is finalizing their water relocation plans.
- Blythewood Rd. Area Improvements – Comments have been received from SCDOT on the ROW plans for both Creech Rd. and McNulty St. The OET has addressed SCDOT's comments and resubmitted the plans.
- Broad River Rd. Corridor NIP – Staff has finalized a scope for this project and are waiting on the OET to submit a fee proposal.
- Broad River Rd. Widening – The OET and the Project Manager are in the process of negotiating the final design fee to complete the rescope plan for this project.
- Bull\Elmwood Intersection – Dominion light pole has been approved by SCDOT. The utility coordinator is finalizing coordination with all utilities based on this final pole location. Staff is working to finalize the ROW certification for the project, and the OET is working to prepare the project for advertisement.
- Crane Creek NIP – The OET is finalizing the ROW plans for phase 2 and the preliminary plans for phase 3.
- Crane Creek Greenway – A Service Order has been executed with the OET to complete the design of this project. The PM and the OET have walked the site to discuss possible locations of the greenway, and the OET has submitted a proposed layout plan to the County for review.
- Decker\Woodfield NIP –
 - Brookfield Rd. Sidewalk\Chatsworth Connector - SCDOT has provided comments on the final

construction plans, and the OET is working to address them. A maintenance agreement between the County and RCRC will need to be executed in order for RCRC to take over permanent maintenance of the Connector. This item was introduced to RCRC's board on January 18th to answer any questions, and it will be on their February agenda to vote to approve. This portion of the NIP will also have intersection pedestrian improvements along Decker Blvd. added to it, which will include work at the intersection of Decker Blvd. with O'Neil Ct, Brookfield Rd, Faraway Dr., and Percival Rd.

- Hunt Club Rd – The OET is working on 30% plans.

- Dirt Road Paving

- Package M – Procurement is in the process of executing the contract with the contractor. This will include the following roads: Bow String Rd., Maggie Hipp Rd., Rosa Dowdy Rd., and Tall Oaks Dr.
- Package N is being finalized and is anticipated to be advertised in the first quarter of 2022.
- Garners Ferry\Harmon Intersection – Procurement is in the process of advertising this project for construction.
- Gills Creek Greenway – Staff has submitted an administrative adjustment request to the City of Columbia to allow this greenway to be designed to a 10' width. The City has responded back denying the request for a 10' width so staff is in the process of scheduling a meeting with the OET to complete the design of the portion of the greenway that can be completed with current funding.
- Leesburg Rd. Widening – SCDOT has advertised and received bids for this project and are in the process of reviewing the bids and awarding the project.
- Lower Richland Blvd. Widening – The OET is finalized their fee to perform the design of the rescope approved by Council.
- Percival Rd. Sidewalk – The OET is in the process of completing the construction plans to be submitted to SCDOT for approval.
- Pineview Rd. Widening – The OET is working on 30% plans for this project.
- Polo Rd. Widening – The OET is working to finalize the 30% preliminary plans for the descope plans for this project.
- Resurfacing Package S – Staff is finalizing the list of roads that will be included in this package and is in the process of getting a list of quantities and cost estimate finalized.
- Screaming Eagle\Percival Intersection – An SLBE goal has been set, and the OET is finalizing the bid documents.
- Shop Rd. Widening – Design underway. The OET has completed their analysis of the existing drainage system in the area of George Rogers Blvd\Shop Rd\Rosewood and has discovered that the existing system is significantly undersized. Staff is in the process of scheduling a meeting with SCDOT to

discuss what will be the County's and what will be SCDOT's responsibility on upsizing the system.

- Smith\Rocky Branch Greenway – The OET has completed 70' ROW plans and are working to finalize the 30% Structural\Boardwalk plans.
- Spears Creek Church Road Widening- Design underway. 30% preliminary plans have been submitted to SCDOT, SCDOT has provided comments, the OET has addressed the comments and sent back to SCDOT.
- Sunset Dr. Sidewalk - The OET is in the process of completing the construction plans to be submitted to SCDOT for approval.
- Trenholm\Newcastle NIP – The OET is finalizing the 30% preliminary plans.

Construction Update

- Clemson Rd. Ph. 1 Sidewalk – Construction is complete, and the project is in the closeout process.
- Dirt Road Package K- Approximately 80% complete.
 - Robert James Rd., Rocky Rd., Barkley Rd., South Dr.
- Dirt Road Package L – A pre-construction meeting was held on 12/9. Construction to begin by the end of January.
 - Dogwood Shores Ln., Lake Dogwood Cir. S, Wider Rd.
- Innovista Phase II- Approximately 75% complete. Completion estimated in June 2022.
- North Main Street – The County and the City are in discussions on the additional funding needed for completion of the Monticello Road intersection.
- Old Garners Ferry Rd TIP 2 – Construction is complete, and the project is in the closeout process.
- Resurfacing Package R- Approximately 35% complete.
- Three Rivers Greenway Ph. 1B – Construction is approximately 90% complete.

Open Solicitations:

- Garners Ferry\Harmon Intersection

Upcoming Solicitations:

- Alpine Road Sidewalk- Winter 2021\2022
- Percival Road Sidewalk: Winter 2021\2022
- Sunset Drive Sidewalk: Winter 2021\2022
- Atlas Road Widening Phase 1: Spring 2022
- Bull\Elmwood Intersection: Winter 2021\2022
- Blythewood Widening: Spring 2021\2022

- Dirt Road Package N: Winter 2021\2022
- Screaming Eagle\Percival Intersection: Winter 2021\2022
- Resurfacing Package S: Winter 2021\2022

RESURFACING PACKAGE R

Name	District(s)	Name	District(s)
1. Ashleys Place	11	27. Muirfield Court W	09
2. Averill Lane	01	28. Northpoint Blvd	02
3. Bedford Way	11	29. Oak Knoll Drive	02
4. Belk Court	02	30. Olde Springs Rd.	07
5. Bent Oak Court	07	31. Osbourne Lane	01
6. Berkeley Forest Court	11	32. Padgett Woods Blvd	11
7. Berkeley Forest Drive	11	33. Pear Tree Circle	11
8. Bombing Range Rd	01	34. Prince Charles Lane	11
9. Briercliff Dr	09	35. Radcot Court	08
10. Bucktail Way	01	36. Ragsdale Drive	11
11. Candlewood Drive	11	37. Raintree Court	11
12. Cardington Drive	11	38. Raintree Lane	11
13. Carolina Pines Drive	02	39. Ramblewood Drive	11
14. Columbia Club Dr E	09	40. Redington Way	01
15. Exton Shore Drive	11	41. Regents Court	11
16. Flowerwood Drive	11	42. Salusbury Lane	08
17. Garner Lane	01	43. Staffwood Court	01
18. Greys Court	11	44. Staffwood Drive	01
19. Harper Park Road	02	45. S. Royal Tower Dr	01
20. Jadetree Court	11	46. Stonemeade Drive	01
21. Jadetree Drive	08	47. Ventura Court	08
22. Kildare Drive	11	48. W. Royal Tower Dr	01
23. Kip Court	02	49. Winding Creek Lane	08
24. Little Hamilton Road	11	50. Woodlands West	09
25. Longtown Road W	07, 09	51. Wycliff Court	01
26. Mountainbrook Drive	11	52. Rosewood Dr.	10

Report Ending December 31, 2021

43

WIDENINGS	Rank	District								
Hardscrabble Road Widening	1	7, 8, 9	\$	29,860,800	\$	28,441,312	\$	-	28,441,312	CO
Clemson Road Widening	2	9, 10	\$	23,400,000	\$	13,031,007	\$	980,000	15,081,862	Closeout
Leesburg Road Widening	3	11	\$	4,000,000	\$	4,000,000	\$	-	-	SCDOT
North Main Street Widening (includes \$5.4M Intersection)	4	4	\$	35,400,000	\$	55,028,433	\$	26,517,908	53,735,364	CO
Bluff Road Widening Phase 2	5	10	\$	-	\$	3,500,000	\$	1,800,000	9,767,929	Design
Bluff Road Area Improvements	5	10	\$	16,700,000	\$	9,724,498	\$	-	1,612,671	Design
Shop Road Widening	6	10	\$	33,100,000	\$	46,500,000	\$	-	3,042,558	Design
Atlas Road Widening	7	10, 11	\$	17,600,000	\$	36,300,000	\$	-	699,517	RW
Pineview Road Area Improvements	8	10, 11	\$	18,200,000	\$	\$8,000,000	\$	-	3,921,059	Design
Blythewood Road Widening (Syrup Mill Road to I-77)	9	2, 7	\$	8,000,000	\$	13,208,127	\$	-	517,347	RW
Broad River Road Widening	10	1	\$	29,000,000	\$	39,700,000	\$	-	1,544,868	Design
Spears Creek Church Road Widening	11	9, 10	\$	26,600,000	\$	\$29,000,000	\$	-	487,054	Design
Lower Richland Boulevard Widening	12	11	\$	6,100,000	\$	8,200,000	\$	-	400,140	Design
Polo Road Widening	13	8, 9, 10	\$	12,800,000	\$	10,600,000	\$	-	994,287	Design
Blythewood Road Area Improvements	14	2, 7	\$	21,000,000	\$	13,000,000	\$	-	513,267	Design
Total Widenings			\$	281,760,800	\$	318,233,378	\$	29,297,908	120,759,235	
INTERSECTION IMPROVEMENTS										
Clemson Rd. & Rhame Rd./North Springs Rd.	*	8, 9	\$	3,500,000	\$	4,096,203	\$	-	3,857,479	Complete
Broad River Rd. and Rushmore Rd.	*	0	\$	3,700,000	\$	1,213,739	\$	-	1,198,504	Complete
Farrow Rd. and Pisgah Church Rd.	*	7	\$	3,600,000	\$	2,243,860	\$	-	2,068,722	Complete
North Springs Rd. and Risdon Way	*	8, 9	\$	1,800,000	\$	1,936,802	\$	-	2,035,017	Complete
Summit Pkwy and Summit Ridge Rd.	*	8, 9	\$	500,000	\$	1,425,120	\$	-	1,407,819	Complete
Kennerly Rd. & Coogler Rd./Steeple Ridge Rd.	*	1	\$	1,900,000	\$	2,736,144	\$	-	2,598,629	Complete
Wilson Blvd. and Pisgah Church Rd.	-	7	\$	3,600,000	\$	-	\$	-	405	Complete
Wilson Blvd. and Killian Rd.	1	7	\$	2,600,000	\$	-	\$	-	405	Complete
Clemson Rd. and Sparkleberry Ln.	2	9, 10	\$	5,100,000	\$	12,780,946	\$	-	4,424,407	Design
Bull St. and Elmwood Ave.	3	4	\$	2,000,000	\$	3,798,811	\$	-	881,408	RW
North Main St / Monticello Rd (constructed with N. Main Widening)	4	4	\$	-	\$	-	\$	-	-	CO
Hardscrabble & Kelly Mill Rd (constructed with Hardscrabble Widening)			\$	3,000,000	\$	-	\$	-	-	CO
Garners Ferry Rd. and Harmon Rd.	6	11	\$	2,600,000	\$	2,600,000	\$	-	392,742	RW
North Springs Rd. and Harrington Rd.	7	8, 9	\$	2,000,000	\$	1,352,631	\$	-	837,076	Closeout
Screaming Eagle Rd. and Percival Rd.	8	9, 10	\$	1,000,000	\$	3,100,000	\$	-	463,644	RW
Total Intersection Improvements			\$	36,900,000	\$	37,284,255	\$	-	20,166,257	
SPECIAL PROJECTS										
Riverbanks Zoo Transportation Related Projects	1	5	\$	4,000,000	\$	3,345,525	\$	-	3,346,412	Complete
Innovista 1 (Greene St. Phase 1)	2	5	\$	50,000,000	\$	18,119,764	\$	-	17,897,970	Complete
Innovista 2 (Greene St. Phase 2)	4	5	\$		\$	23,236,029	\$	-	7,966,996	CO
Innovista 3 (Williams St.)	9	5	\$		\$	-	\$	-	-	NS
Shop Road Extension Phase 1	3	10	\$	71,800,000	\$	35,163,888	\$	3,476,675	32,446,866	Complete
Shop Road Extension Phase 2	5	10	\$		\$	27,000,000	\$	-	1,158,868	Design
Kelly Mill Road	7	2, 9	\$	4,500,000	\$	4,500,000	\$	-	-	NS
Commerce Drive Improvements	8	10	\$	5,000,000	\$	5,000,000	\$	-	63	NS
Neighborhood Improvement Projects	0	0	\$	63,000,000	\$	63,000,000	\$	994,090	11,543,260	Various
Total Special Projects			\$	198,300,000	\$	179,365,206	\$	4,470,765	74,360,436	
INTERCHANGE (I-20 / Broad River Road)				\$ 52,500,000	\$	52,500,000	\$	-	-	NS
DIRT ROAD PAVING				\$ 45,000,000	\$	45,000,000	\$	-	23,421,484	Various
RESURFACING				\$ 40,000,000	\$	41,400,000	\$	1,400,000	30,850,905	Various
PROGRAM (traffic studies / plans / mitigation bank)				\$ 1,559,844	\$	-	\$	-	14,143,051	Various
TOTAL ROADWAY PROJECTS			\$	656,020,644	\$	673,782,839	\$	35,168,674	283,701,368	

BIKE / PED

BIKE/PED/GREENWAY (Referendum Total = \$80.9M)	REFERENDUM	CURRENT ESTIMATE	OUTSIDE FUNDING / REIMBURSEMENTS	EXPENDED TO DATE	*PHASE
GREENWAY PROJECTS					
Three Rivers Greenway Extension 1A/1B	1	5	\$	7,902,242	CO
Three Rivers Greenway Extension 2		5	\$	7,902,242	Design
Lincoln Tunnel Greenway	2	4, 5	\$	892,739	Complete
Gills Creek A (Lake Katherine to Congaree)	3	6, 10	\$	2,246,160	Design
Smith/Rocky Branch C (Rocky Branch to Harden)	4	4	\$	901,122	Design
Gills Creek B (Wildcat Creek/Fort Jackson) - Removed	5	6, 11	\$	2,785,897	277
Smith/Rocky Branch B (Clement Rd to Colonial Dr) - Removed	6	4	\$	1,415,316	-
Smith/Rocky Branch A (Three Rivers to Clement Rd) - Removed	7	4	\$	431,183	-
Gills Creek North C (Trenholm to Lake Katherine) - Removed	8	6	\$	344,667	-
Crane Creek A (Monticello Rd to Three Rivers) -Removed	9	4	\$	1,541,816	-
Crane Creek B (to Smith Branch)	10	4	\$	460,315	136,822
Columbia Mall Greenway	11	3, 8	\$	648,456	386
Polo Road / Windsor Lake Boulevard Connector	12	3, 8	\$	385,545	Design
Woodbury / Old Leesburg Connector-Removed	13	11	\$	116,217	-
Crane Creek C (Crane Forest)- Removed	14	7	\$	793,908	-
Dutchman Boulevard Connector- Removed	15	4	\$	105,196	-
Total Greenway Projects			\$	20,970,779	8,945,708
BIKEWAY PROJECTS				\$ 22,008,773	\$ 19,808,773
SIDEWALK PROJECTS				\$ 26,926,370	\$ 26,926,370
PEDESTRIAN IMPROVEMENT PROJECTS				\$ 2,836,080	\$ 1,136,080
Undesignated				\$ 8,146,354	\$ -
TOTAL BIKE / PED / GREENWAY			\$	80,888,356	\$ 71,529,994

COMET EXPENDITURES	\$ 300,991,000	\$ 300,991,000	\$ -	152,280,798
---------------------------	-----------------------	-----------------------	-------------	--------------------

ADMINISTRATIVE COST	\$ 32,100,000	\$ 32,100,000	\$ -	-
----------------------------	----------------------	----------------------	-------------	----------

TOTAL PROGRAM	\$ 1,070,000,000	\$ 1,078,403,833	\$ 38,286,356	446,954,475
----------------------	-------------------------	-------------------------	----------------------	--------------------



TO: Transportation Penny Advisory Committee, et al

FROM: Natavis Eric Harris, Planning & Development Specialist

CC: Derrick Huggins, Interim Executive Director

DATE: January 20, 2022

SUBJECT: The COMET – Planning Activities Update

Over the past couple of months, The COMET has focused its planning efforts on adjusting to the “New Normal” of transit. The following planning activities from 11/19/2021 through 01/24/2021 are listed below:

- Provided project update on Lake Murray to Service Committee
- Coordinated plans for Lucius & River SuperStop Plans
- Continued schedule auditing process with Swiftly
- Continued update of turn sheets
- Met with Thomas Kowalski from Urban Transport Associates (UTA) to discuss data collection issues
- Conducted site plan reviews
- Started coordinating plans for all construction projects for new bus stop amenities
- Continued verifying turn-by-turns in Remix with Strategic Mapping Dispatch Portal
- Generated report for Midlands Tech ridership
- Continued monitoring of service on the road and issues with routes/vehicles
- Worked on software integration for GTFS-RT
- Participating and reviewing runtimes with TMD, Swiftly, and RATPDev staff.
- Creating deadhead geometry in Remix to export into Trillium for upload into Strategic Mapping. Awaiting final turn-by-turns from RATPDev
- Reviewing and adjusting inconsistencies in data (Rt. 42 patterns & several bus stops with incorrect coordinates or stop ID)
- Drafted amenities list based on ridership for shelters/benches and creating a visual of amenities in the service area.
- Beginning the process of a marketing & planning work session for Soda Cap route redesigns and service improvements

Central Midlands Regional Transit Authority
3613 Lucius Road
Columbia, SC 29201

803.255.7133 – p
803.255.7113 – f
info@TheCOMETSC.gov

CatchTheCOMETSC.gov

Derrick E. Huggins, Interim CEO
Allison Terracio, Chair
John V. Furgess, Sr., Vice Chair
Christopher Lawson, Secretary
Andy Smith, Treasurer

Board Members:

Will Brennan, Stephen Cain, Carolyn Gleaton, Mike Green, Leon Howard, Skip Jenkins, Al Koon, Lill Mood, Robert Morris, Geraldine Robinson, Debbie Summers, William (B.J.) Unthank, Barry Walker, Overture Walker

Ridership Report

October		2020		2021			Difference from Previous Year		
Route	Description	Boardings	Boardings per vehicle hour	Boardings	Boardings Per hour or Trip (Efficiency)	Subsidy per passenger	Farebox Recovery Ratio	Boardings	Efficiency
Systemwide totals	All Boardings Total	219,052		148,911				▼ -70,141	
	Fixed-Route Total	210,917	13.2	142,219	10.6	\$ 5.36	13.6%	▼ -68,698	▼ -2.6
	Weekday Service	170,367	14.3	113,548	10.9	\$ 5.21	14.0%	▼ -56,819	▼ -3.4
	Saturday Service	25,222	11.6	18,119	11.9	\$ 4.71	15.2%	▼ -7,103	▲ 0.3
	Sunday Service	15,328	9.3	10,552	7.3	\$ 8.16	9.4%	▼ -4,776	▼ -2.0
	Flex Route	1,217	2.7	1,388	3.8	\$ 16.58	4.9%	▲ 171	▲ 1.1
	DART	3,995	1.3	5,304	3.3	\$ 20.63	24.8%	▲ 1,309	▲ 2.0

Ridership Report

November		2020		2021			Difference from Previous Year		
Route	Description	Boardings	Boardings per vehicle hour	Boardings	Boardings Per hour or Trip (Efficiency)	Subsidy per passenger	Farebox Recovery Ratio	Boardings	Efficiency
Systemwide totals	All Boardings Total	207,687		142,890				▼ -64,797	
	Fixed-Route Total	198,734	13.2	136,765	10.2	\$ 5.58	13.6%	▼ -61,969	▼ -3.0
	Weekday Service	155,575	14.3	107,757	10.3	\$ 5.50	13.8%	▼ -47,818	▼ -4.0
	Saturday Service	21,574	11.6	20,914	13.7	\$ 3.94	18.3%	▼ -660	▲ 2.1
	Sunday Service	21,585	9.3	8,094	5.6	\$ 10.85	7.5%	▼ -13,491	▼ -3.7
	Flex Route	1,315	2.7	1,240	3.4	\$ 18.62	4.5%	▼ -75	▲ 0.7
	DART	3,319	1.3	4,885	3.0	\$ 22.40	24.8%	▲ 1,566	▲ 1.7

Reimagine The COMET

- The COMET officially launched the Reimagine The COMET planning effort on July 6, 2020 where local planners and staff representatives discussed community needs for transit. Elected officials were welcomed to join a daily 4 p.m. call to provide any additional feedback.
 - Using the project timeline listed below, The COMET is in the final stages of the public outreach phase. The Reimagine The COMET website was released to the public on September 1, 2020.
 - JWA is in the process of receiving input from the Board of Directors.
 - The board voted to design service to support 60% ridership and 40% coverage.
 - The COMET is now meeting with City of Columbia, Richland County, and other stakeholders to redesign service based on the Board's recommendation
 - The next step in the process is to communicate all changes to the public to receive additional feedback.
 - Online survey remains open to the public for feedback until further notice.
- The COMET is currently waiting on the proposed network from Jarrett Walker & Associates

For information regarding this staff report, please contact Eric Harris at (803) 255-7137 or email nharris@thecometsc.gov.

Natavis Eric Harris



Central Midlands Regional Transit Authority
3613 Lucius Road
Columbia, SC 29201

803.255.7133 – p
803.255.7113 – f
info@TheCOMETSC.gov

CatchTheCOMETSC.gov

Derrick E. Huggins, Interim CEO
Allison Terracio, Chair
John V. Furgess, Sr., Vice Chair
Christopher Lawson, Secretary
Andy Smith, Treasurer

Board Members:

Will Brennan, Stephen Cain, Carolyn Gleaton, Mike Green, Leon Howard, Skip Jenkins, Al Koon, Lill Mood, Robert Morris, Geraldine Robinson, Debbie Summers, William (B.J.) Unthank, Barry Walker, Overture Walker

DAVIS & FLOYD

SINCE 1954

December 3, 2021

Derrick Huggins
Interim Executive Director
The COMET
3613 Lucius Rd
Columbia, SC 29201

Re: Bus Stop Shelter and Bench Permitting - Summary of Work
D&F Job Number: 13827.00

Dear Mr. Huggins:

WORK COMPLETED THIS PERIOD:

- Site Designs, Status Reports, Effort Review, and Project Management
- Received SCDOT permits for Stop #814 Main Columbia NB, Stop #1208 Main Grace NB, Stop #1210 Main Grace SB, Stop #1219 Main Kortright SB, Stop #1224 Main Confederate SB, Stop #1650 Hardscrabble Bush NB
- Bi-Weekly Meeting with Eric Harris/Blake Gibbons to discuss new work requests and review pending questions needing COMET input

WORK IN PROGRESS:

- AOS has the following stops under construction (17): Stop #772 Beltline Withers SB, Stop #1292 Garners Atlas EB, Stop #349 Gervais Oak WB, Stop #409 Two Notch Polo NB, Stop #410 Two Notch Evergreen NB, Stop #752 Laurel Henderson WB, Stop #1038 Forest Lakeshore WB, Stop #1095 Harden Gervais SB, Stop #1561 Parklane Two Notch NB, Stop #324 Wilkes Main NB, Stop #7616 Fort Jackson Gate 2, Stop #1236 VA Hospital, Stop #814 Main Columbia NB, Stop #1208 Main Grace NB, Stop #1210 Main Grace SB, Stop #1219 Main Kortright SB, Stop #1224 Main Confederate SB

UNRESOLVED ISSUES:

- Stop 1037 Forest Trenholm WB – SCDOT is waiting for Forest Acres to provide input before issuing permit.

PENDING ITEMS REQUIRING CLIENT ACTION:

- Stop #1186 Assembly Flora SB (under legal review)

Very truly yours,

DAVIS & FLOYD



Todd J. Warren, PE
Vice President

240 Stoneridge Drive, Suite 305, Columbia, SC 29210

☎ (803) 256-4121 ☎ (803) 254-4549

WWW.DAVISFLOYD.COM

COMET Shelter and Bench Permitting Status December 2021

Completed Sites

Shelters

None for this period

Benches

None for this period

Boarding and Alighting

None for this period

Approved Sites

Shelters

Stop #1654 Broad Shivers NB
Stop #1186 Assembly Flora SB
Stop #772 Beltline Withers SB
Stop #466 Edmund Branch WB
Stop #487 Sunset Lucas EB
Stop #1292 Garners Atlas EB
Stop #349 Gervais Oak WB
Stop #409 Two Notch Polo NB
Stop #410 Two Notch Evergreen NB
Stop #752 Laurel Henderson WB
Stop #1038 Forest Lakeshore WB
Stop #1095 Harden Gervais SB
Stop #1561 Parklane Two Notch NB
Stop #324 Wilkes Main NB
Stop #7616 Fort Jackson Gate 2
Stop #1236 VA Hospital
Stop #1208 Main Grace NB

Stop #1210 Main Grace SB
Stop #1219 Main Kortright SB

Benches

Stop #898 State Knox Abbott SB
Stop #1265 Assembly Richland NB
Stop #814 Main Columbia NB
Stop #1650 Hardscrabble Bush NB (Awaiting sidewalk completion of Hardscrabble Widening)
Stop #1224 Main Confederate SB

Boarding and Alighting

None for this period

Sites Currently Under Permit Review

Shelters

Stop #14 Pendleton Pickens WB – City of Columbia (City requesting neighborhood feedback)
Stop #174 Calhoun Gregg WB – City of Columbia (City requesting neighborhood feedback)
Stop #44 Laurens College NB – City of Columbia (City requesting neighborhood feedback)
Stop #43 Pendleton Barnwell EB – City of Columbia (City requesting neighborhood feedback)
Stop #1037 Forest Trenholm WB – SCDOT

Benches

Stop #1407 Bull Richland SB – City of Columbia (City requesting neighborhood feedback)

Boarding and Alighting

None for this period

Sites in Design

Shelters

- Stop #1094 Monticello Road and Elliot Avenue
- Stop #306 Barhamville Road and Germany Street
- Stop #623 Fairfield Road and Stebondale Road
- Stop #788 Decker Boulevard and Wedgefield Road
- Stop #1723 Killian Walmart (Working with Walmart regarding easement)
- Stop #1192 Medical Park @ Prisma Health
- Stop #1248 Richland Assembly WB
- Stop #1147 Elmwood Park WB

Benches

- Stop #1707 Longcreek Drive and Cambout Street
- Stop #225 Harbison Boulevard and Parkridge Drive
- Stop #99 Park Abbeville SB
- Stop #223 Read Oak EB
- Stop #1378 W Hospital Sunset NB
- Stop #676 Park Elmwood NB
- Stop #1772 Veterans Byron SB
- Stop #848 Blossom Park WB
- Stop #1134 Broad Zimalcrest SB
- Stop #325 Broad Rushmore NB
- Stop #331 Broad Shivers SB
- Stop #653 Main Colleton SB
- Stop #683 Main Prescott NB
- Stop #1655 Broad Beatty NB
- Stop #1218 Main Miller SB

Boarding and Alighting

None for this period

DAVIS & FLOYD

SINCE 1954

January 6, 2022

Derrick Huggins
Interim Executive Director
The COMET
3613 Lucius Rd
Columbia, SC 29201

Re: Bus Stop Shelter and Bench Permitting - Summary of Work
D&F Job Number: 13827.00

Dear Mr. Huggins:

WORK COMPLETED THIS PERIOD:

- Site Designs, Status Reports, Effort Review, and Project Management
- Updating inventory list to reflect recently completed sites
- Bi-Weekly Meeting with Eric Harris/Blake Gibbons to discuss new work requests and review pending questions needing COMET input

WORK IN PROGRESS:

- AOS has the following stops under construction (17): Stop #349 Gervais Oak WB, Stop #324 Wilkes Main NB, Stop #7616 Fort Jackson Gate 2, Stop #814 Main Columbia NB, Stop #1208 Main Grace NB, Stop #1210 Main Grace SB, Stop #1219 Main Kortright SB, Stop #1224 Main Confederate SB

UNRESOLVED ISSUES:

- Stop 1037 Forest Trenholm WB – SCDOT is waiting for Forest Acres to provide input before issuing permit.

PENDING ITEMS REQUIRING CLIENT ACTION:

- Stop #1186 Assembly Flora SB (under legal review)

Very truly yours,

DAVIS & FLOYD



Todd J. Warren, PE
Vice President

COMET Shelter and Bench Permitting Status January 2022

Completed Sites

Shelters

Stop #75 Broad Riverhill WB
Stop #409 Two Notch Polo NB
Stop #410 Two Notch Evergreen NB
Stop #772 Beltline Withers SB
Stop #466 Edmund Branch WB
Stop #487 Sunset Lucas EB
Stop #1236 VA Hospital
Stop #752 Laurel Henderson WB
Stop #1038 Forest Lakeshore WB
Stop #1095 Harden Gervais SB
Stop #1561 Parklane Two Notch NB

Benches

Stop #220 State Knox Abbott SB

Boarding and Alighting

None for this period

Approved Sites

Shelters

Stop #1654 Broad Shivers NB
Stop #1186 Assembly Flora SB
Stop #349 Gervais Oak WB
Stop #324 Wilkes Main NB
Stop #7616 Fort Jackson Gate 2
Stop #1208 Main Grace NB
Stop #1210 Main Grace SB
Stop #1219 Main Kortright SB

Benches

Stop #1265 Assembly Richland NB

Stop #814 Main Columbia NB

Stop #1650 Hardscrabble Bush NB (Awaiting sidewalk completion of Hardscrabble Widening)

Stop #1224 Main Confederate SB

Boarding and Alighting

None for this period

Sites Currently Under Permit Review

Shelters

Stop #14 Pendleton Pickens WB – City of Columbia (City requesting neighborhood feedback)

Stop #174 Calhoun Gregg WB – City of Columbia (City requesting neighborhood feedback)

Stop #44 Laurens College NB – City of Columbia (City requesting neighborhood feedback)

Stop #43 Pendleton Barnwell EB – City of Columbia (City requesting neighborhood feedback)

Stop #1037 Forest Trenholm WB – SCDOT

Benches

Stop #1407 Bull Richland SB – City of Columbia (City requesting neighborhood feedback)

Boarding and Alighting

None for this period

Sites in Design

Shelters

Stop #1094 Monticello Road and Elliot Avenue

Stop #306 Barhamville Road and Germany Street

Stop #623 Fairfield Road and Stebondale Road

Stop #788 Decker Boulevard and Wedgefield Road

Stop #1723 Killian Walmart (Working with Walmart regarding easement)

Stop #1192 Medical Park @ Prisma Health

Stop #1248 Richland Assembly WB

Stop #1147 Elmwood Park WB

Benches

Stop #1707 Longcreek Drive and Cambout Street

Stop #225 Harbison Boulevard and Parkridge Drive

Stop #99 Park Abbeville SB

Stop #223 Read Oak EB

Stop #1378 W Hospital Sunset NB

Stop #676 Park Elmwood NB

Stop #1772 Veterans Byron SB

Stop #848 Blossom Park WB

Stop #1134 Broad Zimalcrest SB

Stop #325 Broad Rushmore NB

Stop #331 Broad Shivers SB

Stop #653 Main Colleton SB

Stop #683 Main Prescott NB

Stop #1655 Broad Beatty NB

Stop #1218 Main Miller SB

Boarding and Alighting

None for this period

**M/DBE Tracking
Local Funds Only
July 1, 2020 - December 31, 2021**

Fiscal Year Summary (July 1, 2020 - December 31, 2021)							
Vendors Paid - Contracts with M/DBE Goal	\$ 23,595,490.47						
# M/DBEs Paid*	\$ 6,461,615.27						
The COMET M/DBE Goal	25%						
M/DBE Goal Percentage Achieved	27.4%						
# Vendors with M/DBE Goal	18						
Note: Data reviewed from The COMET's Check Register from July 2020 -December 2021							
**Payments being verified for R ATP Dev/Payments reflect up thru November 2021							
		The COMET/Contractors Vendor Name	The COMET Paid Vendor YTD	Amount DBE Paid YTD* (Direct/Indirect)	Contract M/DBE Requirement	Percentage of Goal Achieved	
1		A James Global Services	\$ 91,389.61	\$ 91,389.61	100%	100%	
2		AOS Specialty Contractors (20%)	\$ 289,798.50	\$ 289,798.50	100%	100%	
3		Able South Carolina	\$ 184,947.86	\$ 2,900.00	2%	2%	
4		Amerigas	\$ 812,637.28	\$ 9,360.00	2%	1%	
5		B & C Associates	\$ 113,841.50	\$ 113,841.50	100%	100%	
6		Brownstone Construction Group (MBE) (20%)	\$ 98,190.77	\$ 92,422.17	2%	94%	
7		Burr Furman McNair	\$ 480,671.97	\$ 73,730.00	2%	15%	
8		Capital Building Services	\$ 116,854.61	\$ 116,854.61	100%	100%	
9		Chernoff Newman	\$ 72,556.25	\$ 4,050.00	2%	6%	
10		CR Jackson Inc (20%)	\$ 128,835.66	\$ 14,668.00	5%	11%	
11		Flock and Rally	\$ 429,727.34	\$ 429,727.34	100%	100%	
12		ITI Solutions (20%)	\$ 31,522.20	\$ 325.14	2%	1%	
13		New Age Protection	\$ 333,149.00	\$ 333,149.00	100%	100%	
14		R ATP Dev**	\$ 19,788,991.00	\$ 4,847,625.08	20.06%	24%	
15		Strategic Mapping (20%)	\$ 351,375.40	\$ 18,390.00	7%	5%	
16		Tolar Manufacturing (20%)	\$ 181,832.60	\$ 2,389.60	2%	1%	
17		Transit Mgmt Oversight & Solutions	\$ 17,014.92	\$ 17,014.92	100%	100%	
18		Walker White (20%)	\$ 72,154.00	\$ 3,979.80	12%	6%	
Total Payments			\$23,595,490.47	\$ 6,461,615.27		27.4%	



Central Midlands Regional Transit Authority
Condensed Statement of Financial Position
Period Ended 10/31/21

	Actual PTD 10/31/2021	Actual YTD 10/31/2021	Budget YTD FY 2022
Revenues:			
Passenger Fares/Revenue Contracts	353,413	1,352,282	968,173
Special (Advertising, Interest, Rental, Etc)	22,929	459,289	144,745
Admin/Misc	2,136	(39,110)	4,467
Local Revenue (The Penny)	5,991,260	15,891,784	6,095,643
Reimbursement (RTAP, UofSC, etc)	-	880,703	305,451
State (SCDOT)	-	-	313,429
CBDG & Hospitality	-	-	1,667
Federal (CARES Act, CRRSA, ARP)	-	7,447,549	7,565,036
Total Revenue	\$ 6,369,738	\$ 25,992,497	\$ 15,398,610

Expenses:			
Contract Operator	1,827,258	7,022,228	6,968,042
Federal/State	526,911	1,072,867	5,469,134
Fuel	192,025	659,399	1,064,988
Administrative (includes Salaries & Benefits)	113,217	414,639	586,794
Professional Services	91,683	356,102	708,069
Utilities	22,645	95,345	121,320
Other Operating Expenses	17,807	74,144	456,213
Depreciation	295,623	1,125,512	-
Total Expenses	\$ 3,087,169	\$ 10,820,236	\$ 15,374,561
Net Income (Loss) From Operations + Depreciation add back:			
	\$ 3,578,191	\$ 16,297,773	\$ 24,050

Cash:			
	<i>Wells Fargo</i>		
Petty Cash		80	
Operating Acct		2,853,399	
	<i>OPTUS Bank</i>		
Operating Reserve Funds	3,818,948		
Capital Reserve Funds	2,759,356	6,578,303	
	<i>Local Gov't Investment Pool</i>		
Emergency Reserve	8,566,456		
Operating Reserve	8,566,456	17,132,912	
	<i>Security Federal Bank</i>		
Operating/Sweeps Acct		5,365,543	
Total Cash		\$ 31,930,238	
Total Assets		\$ 76,489,901	
Total Liabilities		\$ 9,141,654	

Central Midlands Regional Transit Authority
Condensed Statement of Financial Position
Period Ended 11/30/21

	Actual PTD 11/30/2021	Actual YTD 11/30/2021	Budget YTD FY 2022
Revenues:			
Passenger Fares/Revenue Contracts	333,340	1,685,622	1,210,216
Special (Advertising, Interest, Rental, Etc)	24,373	483,662	180,932
Admin/Misc/Gain(Loss) Sale of Assets	257	(38,853)	5,583
Local Revenue (The Penny)	1,978,890	17,870,674	7,619,553
Reimbursement (RTAP, UofSC, etc)	-	880,703	381,814
State (SCDOT)	-	-	391,786
CBDG & Hospitality	-	-	2,083
Federal (CARES Act, CRRSA, ARP)	-	7,447,549	9,474,333
Total Revenue	\$ 2,336,859	\$ 28,329,356	\$ 19,266,301

Expenses:			
Contract Operator	1,762,696	8,784,925	8,710,053
Federal/State	123,460	1,196,326	6,836,417
Fuel	152,689	812,088	1,331,235
Administrative (includes Salaries & Benefits)	111,580	526,220	733,493
Professional Services	64,237	420,339	885,086
Utilities	24,025	119,370	151,650
Other Operating Expenses	14,599	88,743	570,267
Depreciation	291,611	1,417,123	-
Total Expenses	\$ 2,544,897	\$ 13,365,133	\$ 19,218,202
Net Income (Loss) From Operations + Depreciation add back:			
	\$ 83,574	\$ 16,381,347	\$ 48,100

Cash:			
	<i>Wells Fargo</i>		
Petty Cash		100	
Operating Acct		96,864	
	<i>OPTUS Bank</i>		
Operating Reserve Funds	3,841,219		
Capital Reserve Funds	2,759,356	6,600,575	
	<i>Local Gov't Investment Pool</i>		
Emergency Reserve	8,567,248		
Operating Reserve	8,567,248	17,134,495	
	<i>Security Federal Bank</i>		
Operating/Sweeps Acct		12,262,445	
Total Cash		\$ 36,094,479	
Total Assets		\$ 76,228,060	
Total Liabilities		\$ 9,087,850	